

**2011 Collision Data  
on California State  
Highways** (road miles,  
travel, collisions,  
collision rates)



**COLLISION DATA ON  
CALIFORNIA STATE HIGHWAYS  
(Road Miles, Travel, Collisions, Collision Rates)**

**State of California  
BUSINESS, TRANSPORTATION AND HOUSING AGENCY  
DEPARTMENT OF TRANSPORTATION  
DIVISION OF RESEARCH, INNOVATION AND SYSTEM INFORMATION  
Sacramento, California**

**Prepared in Cooperation with the  
U.S. Department of Transportation  
Federal Highway Administration**

**Price: \$11.00**



# CALTRANS DISTRICTS AND DISTRICT OFFICES

Issued by: Department of Transportation  
 Division of Transportation System Information  
 Produced by: GIS - Mapping & Development Branch  
 February 24, 2009

STATE OF CALIFORNIA  
 DEPARTMENT OF TRANSPORTATION  
 1120 N STREET  
 P.O. Box 942874  
 SACRAMENTO, CA. 94274-0001  
 PHONE: (916) 654-2852



**DISTRICT 1**  
 1656 UNION STREET  
 EUREKA, CA. 95501  
 P.O. BOX 3700  
 EUREKA, CA. 95502-3700  
 PHONE: (707) 445-6600

**DISTRICT 2**  
 1657 RIVERSIDE DRIVE  
 P.O. BOX 496073  
 REDDING, CA. 96049-6073  
 PHONE: (530) 225-3426

**DISTRICT 3**  
 703 B STREET  
 P.O. BOX 911  
 MARYSVILLE, CA. 95901  
 PHONE: (530) 634-7640

**DISTRICT 4**  
 111 GRAND AVENUE  
 P.O. BOX 23660  
 OAKLAND, CA. 94623-0660  
 PHONE: (510) 286-6445

**DISTRICT 5**  
 50 HIGUERA STREET  
 SAN LUIS OBISPO,  
 CA. 93401-5415  
 PHONE: (805) 549-3318

**DISTRICT 6**  
 1352 WEST OLIVE AVENUE  
 FRESNO, CA. 93728  
 P.O. BOX 12616  
 FRESNO, CA. 93728-2616  
 PHONE: (559) 488-4038

**DISTRICT 7**  
 100 MAIN STREET  
 LOS ANGELES, CA. 90012  
 PHONE: (213) 897-3656

**DISTRICT 8**  
 464 WEST FOURTH STREET, 6TH FLR  
 SAN BERNARDINO, CA. 92401-0064  
 PHONE: (909) 383-4561 or (909) 383-4631

**DISTRICT 9**  
 500 SOUTH MAIN STREET  
 BISHOP, CA. 93514  
 PHONE: (760) 872-0601

**DISTRICT 10**  
 1976 DR. MARTIN LUTHER KING JR BLVD (EAST CHARTER WAY)  
 STOCKTON, CA. 95205  
 P.O. BOX 2048  
 STOCKTON, CA. 95205  
 PHONE: (209) 948-7543

**DISTRICT 11**  
 4050 TAYLOR STREET  
 SAN DIEGO, CA. 92110  
 PHONE: (619) 688-6670

**DISTRICT 12**  
 3337 MICHELSON DRIVE SUITE CN 380  
 IRVINE, CA. 92612-8894  
 PHONE: (949) 724-2000

## PREFACE

### A. General

The accuracy of the data is subject to reporting levels of the law enforcement agencies supplying the collision reports. The Department estimates that it receives collision reports for approximately 100 percent of all fatal accidents, 90 percent of all injury accidents and 40 percent of all property-damage-only accidents occurring on state highways.

The original data in this report was obtained from the California Highway Patrol Statewide Integrated Traffic Records System (SWITRS).

The information contained in this report is based on tabulations of accidents that occurred on state highways only. Accidents classified as associated with (as opposed to being on) state highways, as defined in the California Highway Patrol Collision Investigation Manual, are not included in this report with exception to section "E. Pedestrian Fatality and Injury Data" described on the following page.

### B. Comparative Accident Rates

Accident rates of existing road segments are used to predict the average rates on new roads, or to compare rates on other roads of the same type. The rates in the main tables of this publication present statistical data based on broad categories of road types and conditions and are generally not refined enough for comparative purposes. The base or average rates included in subsequent tables should be used instead.

Average rates for the various types of intersections and ramps are shown in the tables. Also shown are the average costs of fatal plus injury and all accidents for each rate group.

### C. Rate Calculations

Accident rates and fatality rates were computed using the following formulas:

$$\text{Accident Rate} = \frac{(\text{Number of Accidents}) \times (1,000,000)}{\text{Vehicle Miles of Travel}}$$

$$\text{Fatality Rate} = \frac{(\text{Number of Victims}) \times (100,000,000)}{\text{Vehicle Miles of Travel}}$$

The terms Rural and Urban are not to be confused with Inside and Outside Cities since they are not necessarily the same. Urban areas are defined and approved by the Federal Highway Administration (FHWA) on the general basis of urban characteristics and do not necessarily coincide with city boundaries.

Suburban areas are defined as areas inside city limits but classified as rural, plus areas outside city limits but classified as urban by the FHWA. All areas not classified as urban are rural.

#### D. Basic or Average Accident Rate Tables

The basic or average accident rate tables begin on page 83. The rates shown were all reviewed and revised during 2012.

The average rates for all highway, intersection and ramp rate groups are primarily based on accident data for the years 2008 through 2010. Additional years of data were used to increase the sample size for some rate groups. This additional data was used to determine the average accident rates and the percentages of fatal and injury accidents.

It should be noted that even with additional years of data, some of the rate groups are based on limited amounts of mileage and travel. The use of these rate groups by local agencies as a standard or average rate for local roads may or may not be entirely appropriate.

#### E. Pedestrian Fatality and Injury Data

The pedestrian charts begin on page 91. The data contained in these charts includes the number of pedestrians and dismounted pedestrians that were involved in accidents on California state highways. The pedestrian data also includes accidents in the ramp area 4 and intersection area 6 as defined below.

- **Non-state Route – Associated with Ramp Area 4** is the area in an interchange on a county road or city street within 100 feet outside the outermost ramp terminal.
- **Non-state Route – Associated with State Route Intersection Area 6** is when a vehicle leaves the road from or when the accident occurs on a non-state route outside the state right of way limits and within 250 feet from the center of the intersection.

*A **pedestrian** is defined as any person not in or upon a vehicle, bicycle, or animal. This definition includes a person in or operating a pedestrian conveyance, such as a baby carriage, coaster wagon, skateboard (non-motorized), roller skates, skis, sled, non-motorized and motorized wheelchair, and a person in or upon a device moved by pedaling except a bicycle.*

*A **dismounted pedestrian** is defined as a person that has dismounted from a vehicle, bicycle, animal, or other mechanically or electrically powered device, not operated on rails, upon which or by which any person or property may be transported or drawn upon a roadway. This would include such vehicles as motorized skateboards or motorized bicycles (mopeds).*

F. Accident Charts

The 2011 accident charts begin on page 101. These charts show the number of accidents by month, day of week, hour of day, type of collision, primary collision factor, weather and lighting condition. Charts are compiled by *all* accidents, *fatal* accidents and *injury* accidents.

Copies of this publication are available through the following Caltrans' website:

<http://caltrans-opac.ca.gov/publicat.htm>

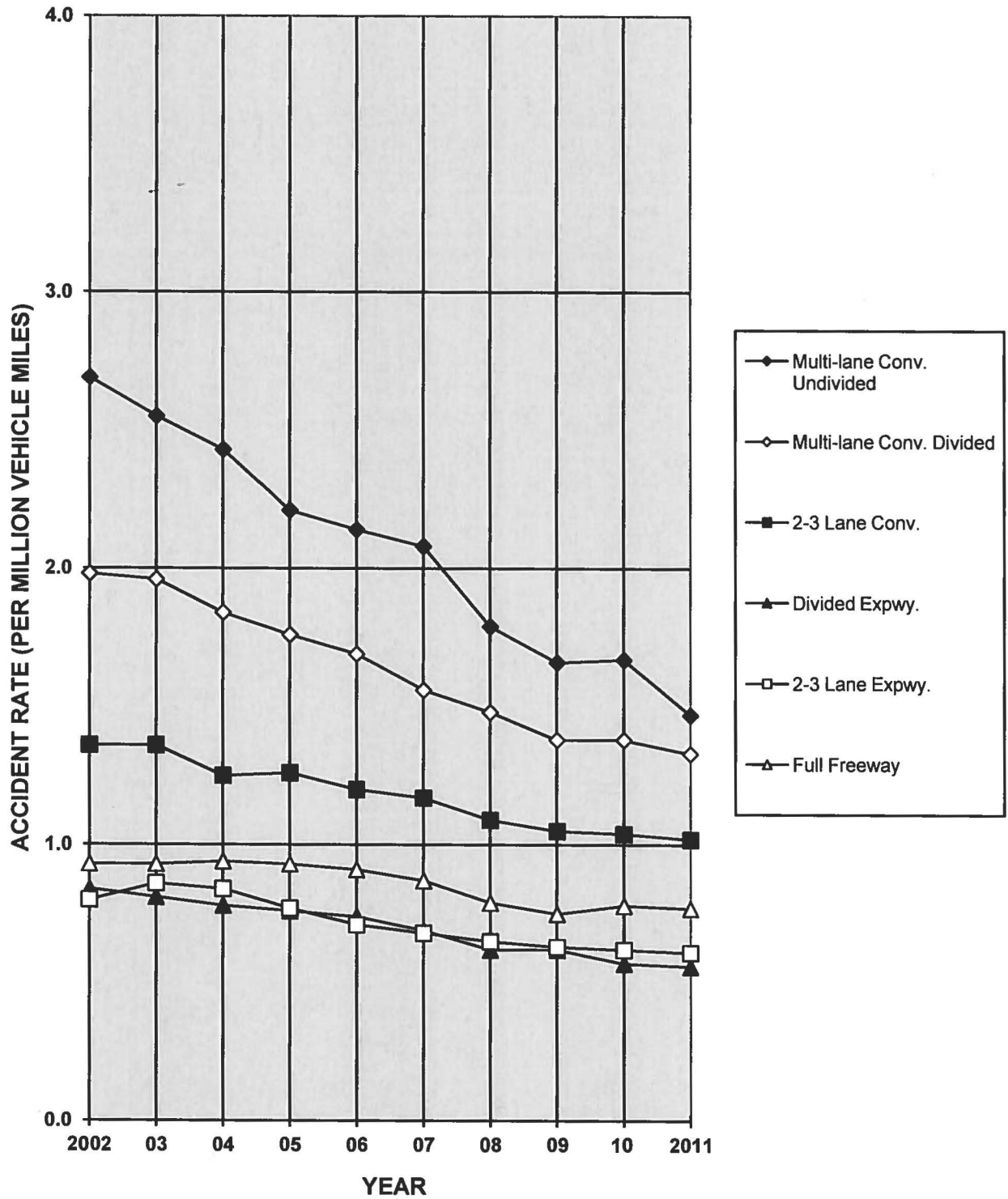
Please take this simple survey (5 questions):

<http://www.surveymonkey.com/s/S2WWNN8>

Any questions may be directed to the following:

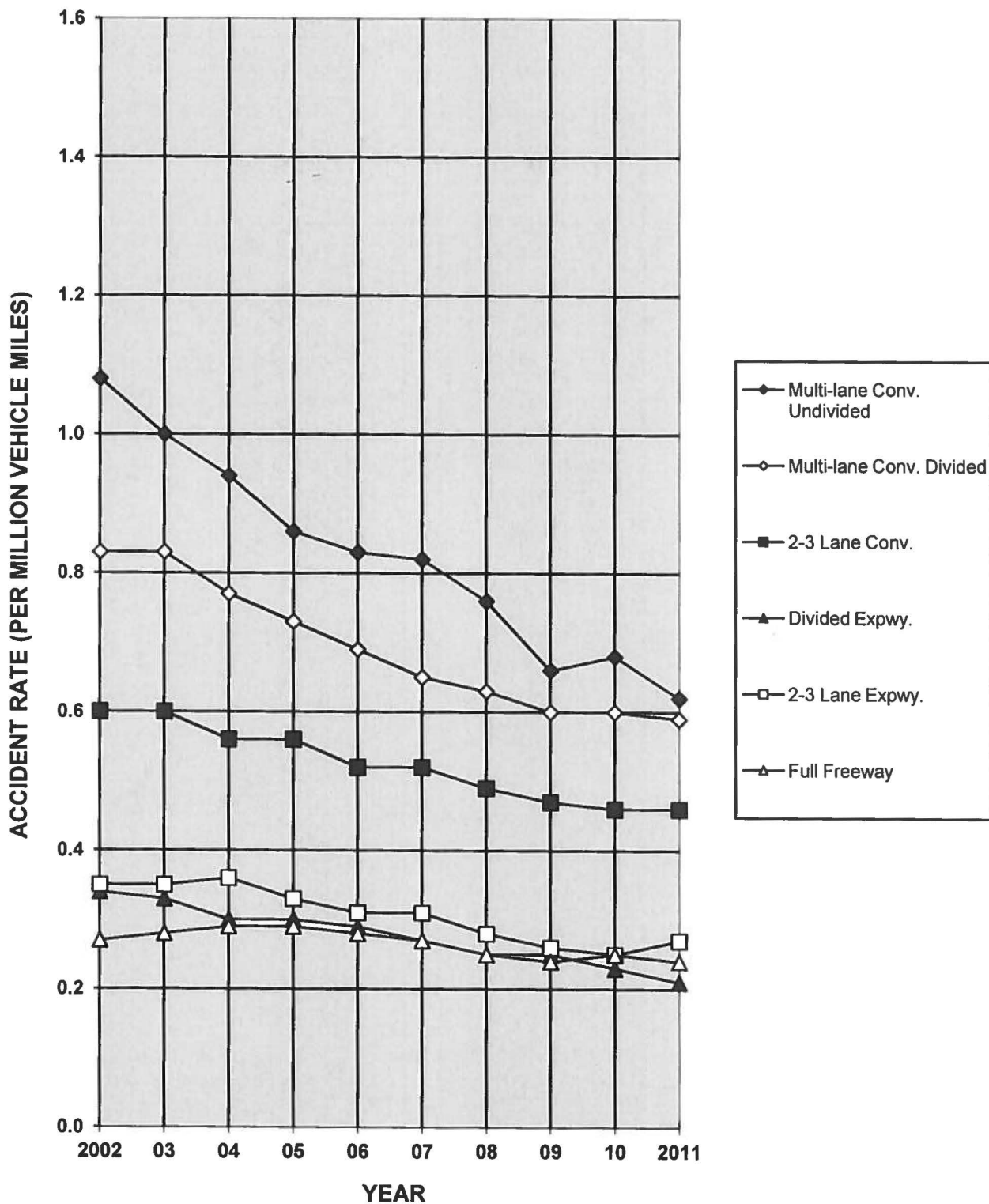
Caltrans Division of Research, Innovation and System Information  
Attention: TASAS Branch  
P.O. Box 942874  
Sacramento, CA 95274-0001  
(916) 654-6839

**\*COMBINED ACCIDENT RATE TREND**



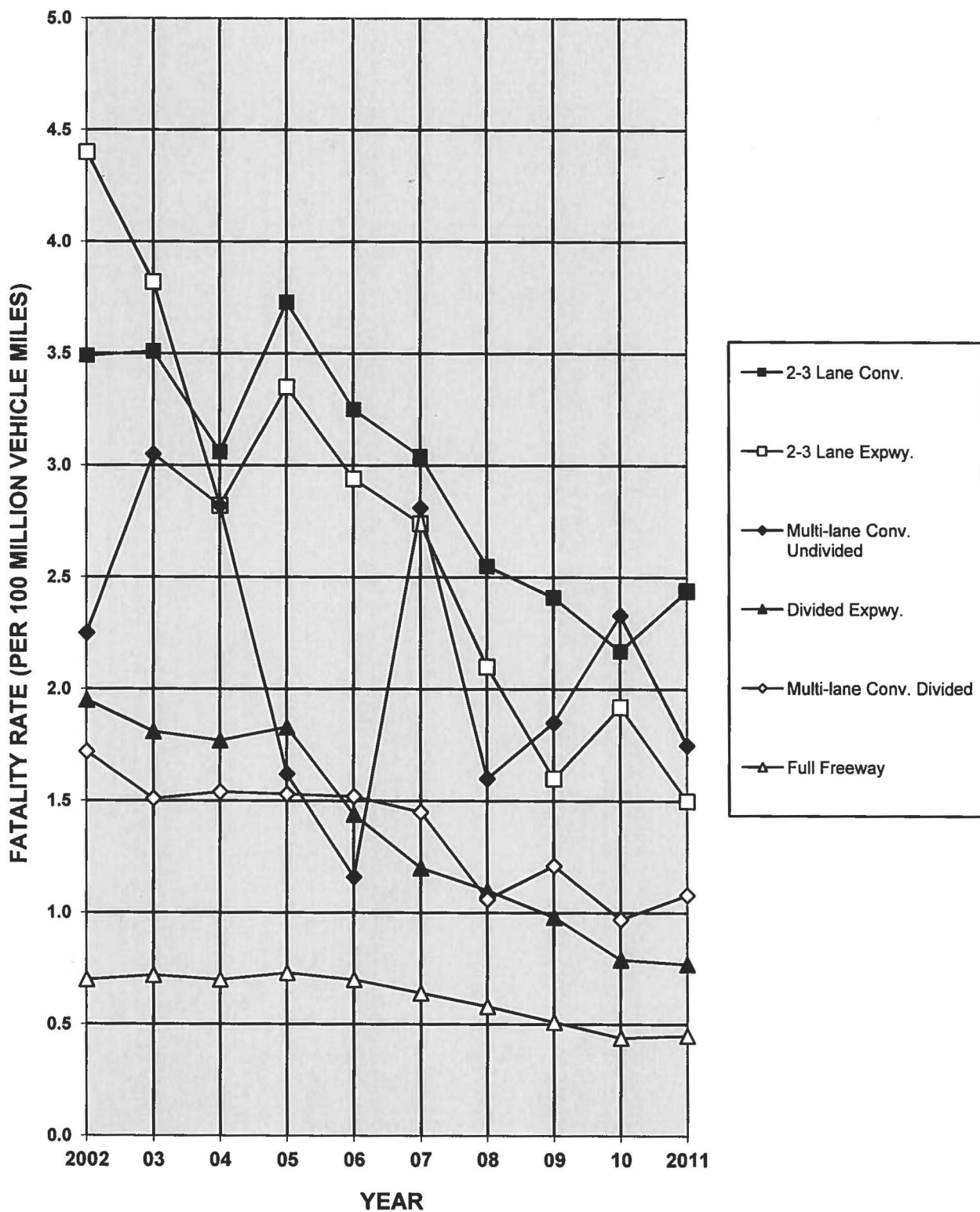
\*COMBINED ACCIDENT RATE INCLUDES FATAL, INJURY AND PROPERTY-DAMAGE-ONLY ACCIDENTS

### FATAL PLUS INJURY ACCIDENT RATE TREND





### FATALITY RATE TREND



**CALIFORNIA STATE HIGHWAYS**  
**STATEWIDE TRAVEL AND ACCIDENT RATES**

| LANE TYPE                            | 2011 ROAD MILES | 2011 TRAVEL (MVM) | 2011          |                       |                        | 3-YR Rates ( 2009, 2010, 2011 ) |                        |                        |
|--------------------------------------|-----------------|-------------------|---------------|-----------------------|------------------------|---------------------------------|------------------------|------------------------|
|                                      |                 |                   | ACCIDENTS     |                       | VICTIMS                | ACCIDENTS                       |                        | VICTIMS                |
|                                      |                 |                   | TOTAL PER MVM | FATAL+ INJURY PER MVM | FATALITIES PER 100 MVM | TOTAL PER MVM                   | FATAL + INJURY PER MVM | FATALITIES PER 100 MVM |
| <i>RURAL (INSIDE + OUTSIDE CITY)</i> |                 |                   |               |                       |                        |                                 |                        |                        |
| 2 AND 3 LN                           | 7,127.4         | 9,807.8           | 0.93          | 0.43                  | 2.73                   | 0.96                            | 0.44                   | 2.55                   |
| 4+ UND                               | 80.2            | 216.5             | 0.79          | 0.28                  | 2.31                   | 0.97                            | 0.37                   | 1.83                   |
| 4+ DIV                               | 233.0           | 1,216.3           | 0.80          | 0.31                  | 0.99                   | 0.85                            | 0.33                   | 1.42                   |
| SUBTOTAL                             | 7,440.5         | 11,240.6          | 0.91          | 0.42                  | 2.54                   | 0.95                            | 0.43                   | 2.41                   |
| 2 AND 3 LN EXP                       | 647.8           | 1,364.4           | 0.60          | 0.26                  | 1.76                   | 0.61                            | 0.25                   | 1.81                   |
| 4+ DIV EXP                           | 540.2           | 3,325.0           | 0.44          | 0.16                  | 0.72                   | 0.48                            | 0.18                   | 0.82                   |
| NON FWY                              | 8,628.6         | 15,930.0          | 0.79          | 0.35                  | 2.09                   | 0.82                            | 0.36                   | 2.03                   |
| FREEWAY                              | 1,591.9         | 18,871.3          | 0.39          | 0.14                  | 0.72                   | 0.41                            | 0.15                   | 0.75                   |
| TOTAL                                | 10,220.5        | 34,801.3          | 0.57          | 0.23                  | 1.35                   | 0.59                            | 0.24                   | 1.30                   |
| <i>URBAN (INSIDE + OUTSIDE CITY)</i> |                 |                   |               |                       |                        |                                 |                        |                        |
| 2 AND 3 LN                           | 1,088.5         | 4,064.4           | 1.23          | 0.51                  | 1.75                   | 1.27                            | 0.52                   | 1.66                   |
| 4+ UND                               | 99.6            | 754.8             | 1.66          | 0.72                  | 1.59                   | 1.80                            | 0.74                   | 2.02                   |
| 4+ DIV                               | 604.4           | 6,944.6           | 1.43          | 0.64                  | 1.09                   | 1.47                            | 0.65                   | 1.02                   |
| SUBTOTAL                             | 1,792.4         | 11,763.8          | 1.37          | 0.60                  | 1.35                   | 1.41                            | 0.61                   | 1.27                   |
| 2 AND 3 LN EXP                       | 148.9           | 507.1             | 0.66          | 0.30                  | 0.79                   | 0.66                            | 0.28                   | 1.22                   |
| 4+ DIV EXP                           | 185.2           | 2,133.3           | 0.74          | 0.31                  | 0.84                   | 0.80                            | 0.35                   | 0.90                   |
| NON FWY                              | 2,126.5         | 14,404.1          | 1.26          | 0.54                  | 1.26                   | 1.30                            | 0.57                   | 1.22                   |
| FREEWAY                              | 2,771.9         | 126,497.6         | 0.83          | 0.26                  | 0.41                   | 0.84                            | 0.26                   | 0.41                   |
| TOTAL                                | 4,898.4         | 140,901.7         | 0.87          | 0.29                  | 0.50                   | 0.88                            | 0.29                   | 0.49                   |
| <i>STATEWIDE</i>                     |                 |                   |               |                       |                        |                                 |                        |                        |
| 2 AND 3 LN                           | 8,215.9         | 13,872.1          | 1.02          | 0.46                  | 2.44                   | 1.04                            | 0.46                   | 2.34                   |
| 4+ UND                               | 179.7           | 971.3             | 1.47          | 0.62                  | 1.75                   | 1.60                            | 0.65                   | 1.97                   |
| 4+ DIV                               | 837.4           | 8,160.9           | 1.33          | 0.59                  | 1.08                   | 1.37                            | 0.60                   | 1.09                   |
| SUBTOTAL                             | 9,233.0         | 23,004.3          | 1.15          | 0.51                  | 1.93                   | 1.17                            | 0.51                   | 1.88                   |
| 2 AND 3 LN EXP                       | 796.7           | 1,871.5           | 0.61          | 0.27                  | 1.50                   | 0.62                            | 0.26                   | 1.68                   |
| 4+ DIV EXP                           | 725.4           | 5,458.3           | 0.56          | 0.21                  | 0.77                   | 0.58                            | 0.23                   | 0.85                   |
| NON FWY                              | 10,755.1        | 30,334.1          | 1.01          | 0.44                  | 1.69                   | 1.03                            | 0.45                   | 1.69                   |
| FREEWAY                              | 4,363.8         | 145,368.8         | 0.77          | 0.24                  | 0.45                   | 0.77                            | 0.24                   | 0.47                   |
| TOTAL                                | 15,118.9        | 175,703.0         | 0.81          | 0.28                  | 0.66                   | 0.81                            | 0.28                   | 0.68                   |

**CALIFORNIA STATE HIGHWAYS  
STATEWIDE TRAVEL AND ACCIDENT RATES**

| LANE<br>TYPE   | 2011<br>ROAD<br>MILES | 2011<br>TRAVEL<br>(MVM) | 2011                |                              |                              | 3-YR Rates ( 2009, 2010, 2011 ) |                              |                              |
|--|-----------------------|-------------------------|---------------------|------------------------------|------------------------------|---------------------------------|------------------------------|------------------------------|
|  |                       |                         | ACCIDENTS           |                              | VICTIMS                      | ACCIDENTS                       |                              | VICTIMS                      |
|  |                       |                         | TOTAL<br>PER<br>MVM | FATAL +<br>INJURY<br>PER MVM | FATALITIES<br>PER<br>100 MVM | TOTAL<br>PER<br>MVM             | FATAL +<br>INJURY<br>PER MVM | FATALITIES<br>PER<br>100 MVM |
| <i>RURAL (OUTSIDE CITY)</i>                              |                       |                         |                     |                              |                              |                                 |                              |                              |
| 2 AND 3 LN   | 7,070.7               | 9,642.1                 | 0.93                | 0.44                         | 2.77                         | 0.96                            | 0.44                         | 2.59                         |
| 4+ UND   | 76.2                  | 204.4                   | 0.75                | 0.28                         | 2.45                         | 0.91                            | 0.35                         | 1.81                         |
| 4+ DIV   | 223.9                 | 1,166.1                 | 0.76                | 0.30                         | 1.03                         | 0.81                            | 0.32                         | 1.45                         |
| SUBTOTAL   | 7,370.8               | 11,012.6                | 0.91                | 0.42                         | 2.58                         | 0.94                            | 0.43                         | 2.45                         |
| 2 AND 3 LN EXP   | 645.7                 | 1,350.3                 | 0.60                | 0.27                         | 1.78                         | 0.61                            | 0.25                         | 1.83                         |
| 4+ DIV EXP   | 535.0                 | 3,287.7                 | 0.44                | 0.15                         | 0.73                         | 0.48                            | 0.18                         | 0.82                         |
| NON FWY  | 8,551.6               | 15,650.7                | 0.78                | 0.35                         | 2.12                         | 0.82                            | 0.36                         | 2.05                         |
| FREEWAY  | 1,572.7               | 18,501.4                | 0.38                | 0.14                         | 0.74                         | 0.40                            | 0.15                         | 0.77                         |
| TOTAL  | 10,124.3              | 34,152.0                | 0.57                | 0.23                         | 1.37                         | 0.58                            | 0.24                         | 1.33                         |
| <i>URBAN (INSIDE CITY)</i>                               |                       |                         |                     |                              |                              |                                 |                              |                              |
| 2 AND 3 LN   | 244.0                 | 1,143.5                 | 1.44                | 0.61                         | 1.75                         | 1.43                            | 0.59                         | 1.57                         |
| 4+ UND   | 75.5                  | 573.9                   | 1.85                | 0.81                         | 0.87                         | 1.91                            | 0.79                         | 1.43                         |
| 4+ DIV   | 475.3                 | 5,831.1                 | 1.45                | 0.66                         | 1.05                         | 1.49                            | 0.67                         | 1.02                         |
| SUBTOTAL   | 794.8                 | 7,548.5                 | 1.48                | 0.67                         | 1.14                         | 1.49                            | 0.66                         | 1.12                         |
| 2 AND 3 LN EXP   | 23.1                  | 109.9                   | 0.81                | 0.30                         | 0.91                         | 0.88                            | 0.36                         | 1.08                         |
| 4+ DIV EXP   | 66.8                  | 847.3                   | 0.83                | 0.41                         | 0.94                         | 0.89                            | 0.42                         | 0.81                         |
| NON FWY  | 884.7                 | 8,505.7                 | 1.41                | 0.64                         | 1.12                         | 1.42                            | 0.63                         | 1.09                         |
| FREEWAY  | 1,774.8               | 96,504.8                | 0.89                | 0.28                         | 0.41                         | 0.89                            | 0.28                         | 0.40                         |
| TOTAL  | 2,659.5               | 105,010.5               | 0.94                | 0.31                         | 0.46                         | 0.94                            | 0.30                         | 0.45                         |
| <i>SUBURBAN (RURAL INSIDE CITY + URBAN OUTSIDE CITY)</i> |                       |                         |                     |                              |                              |                                 |                              |                              |
| 2 AND 3 LN   | 901.2                 | 3,086.5                 | 1.13                | 0.46                         | 1.68                         | 1.19                            | 0.49                         | 1.64                         |
| 4+ UND   | 28.0                  | 193.0                   | 1.09                | 0.42                         | 3.63                         | 1.35                            | 0.53                         | 4.59                         |
| 4+ DIV   | 138.1                 | 1,163.6                 | 1.30                | 0.50                         | 1.29                         | 1.34                            | 0.55                         | 1.01                         |
| SUBTOTAL   | 1,067.3               | 4,443.2                 | 1.18                | 0.47                         | 1.67                         | 1.24                            | 0.51                         | 1.58                         |
| 2 AND 3 LN EXP   | 127.8                 | 411.3                   | 0.61                | 0.29                         | 0.73                         | 0.60                            | 0.25                         | 1.20                         |
| 4+ DIV EXP   | 123.7                 | 1,323.3                 | 0.67                | 0.24                         | 0.76                         | 0.69                            | 0.27                         | 1.01                         |
| NON FWY  | 1,318.8               | 6,177.7                 | 1.03                | 0.41                         | 1.41                         | 1.09                            | 0.45                         | 1.45                         |
| FREEWAY  | 1,016.3               | 30,362.7                | 0.61                | 0.20                         | 0.41                         | 0.63                            | 0.20                         | 0.46                         |
| TOTAL  | 2,335.1               | 36,540.4                | 0.68                | 0.23                         | 0.58                         | 0.70                            | 0.24                         | 0.61                         |
| <i>STATEWIDE</i>   |                       |                         |                     |                              |                              |                                 |                              |                              |
| 2 AND 3 LN   | 8,215.9               | 13,872.1                | 1.02                | 0.46                         | 2.44                         | 1.04                            | 0.46                         | 2.34                         |
| 4+ UND   | 179.7                 | 971.3                   | 1.47                | 0.62                         | 1.75                         | 1.60                            | 0.65                         | 1.97                         |
| 4+ DIV   | 837.4                 | 8,160.9                 | 1.33                | 0.59                         | 1.08                         | 1.37                            | 0.60                         | 1.09                         |
| SUBTOTAL   | 9,233.0               | 23,004.3                | 1.15                | 0.51                         | 1.93                         | 1.17                            | 0.51                         | 1.88                         |
| 2 AND 3 LN EXP   | 796.7                 | 1,871.5                 | 0.61                | 0.27                         | 1.50                         | 0.62                            | 0.26                         | 1.68                         |
| 4+ DIV EXP   | 725.4                 | 5,458.3                 | 0.56                | 0.21                         | 0.77                         | 0.58                            | 0.23                         | 0.85                         |
| NON FWY  | 10,755.1              | 30,334.1                | 1.01                | 0.44                         | 1.69                         | 1.03                            | 0.45                         | 1.69                         |
| FREEWAY  | 4,363.8               | 145,368.8               | 0.77                | 0.24                         | 0.45                         | 0.77                            | 0.24                         | 0.47                         |
| TOTAL  | 15,118.9              | 175,703.0               | 0.81                | 0.28                         | 0.66                         | 0.81                            | 0.28                         | 0.68                         |

**CALIFORNIA STATE HIGHWAYS  
STATEWIDE 5-YEAR FREEWAY TREND**

| YEAR                              | ROAD MILES | TRAVEL (MVM)   | ACCIDENTS      |                |                |              | VICTIMS KILLED | RATES         |                        |                        |
|-----------------------------------|------------|----------------|----------------|----------------|----------------|--------------|----------------|---------------|------------------------|------------------------|
|                                   |            |                | TOTAL          | PDO            | INJURY         | FATAL        |                | ACCIDENTS     |                        | VICTIMS                |
|                                   |            |                |                |                |                |              |                | TOTAL PER MVM | FATAL + INJURY PER MVM | FATALITIES PER 100 MVM |
| <b>RURAL FREEWAYS</b>             |            |                |                |                |                |              |                |               |                        |                        |
| 2007                              | 1,925      | 27,586         | 13,258         | 8,479          | 4,545          | 234          | 284            | 0.48          | 0.17                   | 1.03                   |
| 2008                              | 1,903      | 25,465         | 11,090         | 6,995          | 3,891          | 204          | 238            | 0.44          | 0.16                   | 0.93                   |
| 2009                              | 1,902      | 25,573         | 10,690         | 6,817          | 3,700          | 173          | 214            | 0.42          | 0.15                   | 0.84                   |
| 2010                              | 1,828      | 24,715         | 10,450         | 6,777          | 3,520          | 153          | 168            | 0.42          | 0.15                   | 0.68                   |
| 2011                              | 1,592      | 18,871         | 7,280          | 4,681          | 2,478          | 121          | 136            | 0.39          | 0.14                   | 0.72                   |
| <b>5 YR. RATES</b>                |            | <b>122,211</b> | <b>52,768</b>  | <b>33,749</b>  | <b>18,134</b>  | <b>885</b>   | <b>1,040</b>   | <b>0.43</b>   | <b>0.15</b>            | <b>0.85</b>            |
| <b>URBAN FREEWAYS</b>             |            |                |                |                |                |              |                |               |                        |                        |
| 2007                              | 2,387      | 121,661        | 116,868        | 81,238         | 35,026         | 604          | 668            | 0.96          | 0.29                   | 0.55                   |
| 2008                              | 2,420      | 119,044        | 102,768        | 71,093         | 31,132         | 543          | 602            | 0.86          | 0.27                   | 0.51                   |
| 2009                              | 2,441      | 119,614        | 98,541         | 67,964         | 30,091         | 486          | 533            | 0.82          | 0.26                   | 0.45                   |
| 2010                              | 2,526      | 120,602        | 103,396        | 71,359         | 31,614         | 423          | 465            | 0.86          | 0.27                   | 0.39                   |
| 2011                              | 2,772      | 126,498        | 104,443        | 71,694         | 32,268         | 481          | 517            | 0.83          | 0.26                   | 0.41                   |
| <b>5 YR. RATES</b>                |            | <b>607,419</b> | <b>526,016</b> | <b>363,348</b> | <b>160,131</b> | <b>2,537</b> | <b>2,785</b>   | <b>0.87</b>   | <b>0.26</b>            | <b>0.46</b>            |
| <b>RURAL &amp; URBAN FREEWAYS</b> |            |                |                |                |                |              |                |               |                        |                        |
| 2007                              | 4,312      | 149,247        | 130,126        | 89,717         | 39,571         | 838          | 952            | 0.87          | 0.27                   | 0.64                   |
| 2008                              | 4,323      | 144,509        | 113,858        | 78,088         | 35,023         | 747          | 840            | 0.79          | 0.25                   | 0.58                   |
| 2009                              | 4,343      | 145,187        | 109,231        | 74,781         | 33,791         | 659          | 747            | 0.75          | 0.24                   | 0.51                   |
| 2010                              | 4,355      | 145,317        | 113,846        | 78,136         | 35,134         | 576          | 633            | 0.78          | 0.25                   | 0.44                   |
| 2011                              | 4,364      | 145,369        | 111,723        | 76,375         | 34,746         | 602          | 653            | 0.77          | 0.24                   | 0.45                   |
| <b>5 YR. RATES</b>                |            | <b>729,629</b> | <b>578,784</b> | <b>397,097</b> | <b>178,265</b> | <b>3,422</b> | <b>3,825</b>   | <b>0.79</b>   | <b>0.24</b>            | <b>0.52</b>            |

**Statewide Travel/Accident Summary**  
**FOR 2011 PREPARED 11/20/13**

**STATEWIDE TRAVEL AND ACCIDENT SUMMARY**

| LANE TYPE  | ROAD MILES | TRAVEL (MVM) | A C TOTAL | C I D E N T S |        |       | V I C T I M S |         | R A T E S |        | FATALITIES /100 MVM |
|--|------------|--------------|-----------|---------------|--------|-------|---------------|---------|-----------|--------|---------------------|
|  |            |              |           | PDO           | INJURY | FATAL | KILLED        | INJURED | ACC/MVM   | F+/MVM |                     |
| <i>RURAL (OUTSIDE CITY)</i>                              |            |              |           |               |        |       |               |         |           |        |                     |
| 2 AND 3 LN   | 7,070.7    | 9,642.1      | 8,955     | 4,758         | 3,966  | 231   | 267           | 6,009   | 0.93      | 0.44   | 2.77                |
| 4+ UND   | 76.2       | 204.4        | 154       | 97            | 53     | 4     | 5             | 94      | 0.75      | 0.28   | 2.45                |
| 4+ DIV   | 223.9      | 1,166.1      | 891       | 543           | 336    | 12    | 12            | 509     | 0.76      | 0.30   | 1.03                |
| SUBTOTAL   | 7,370.8    | 11,012.6     | 10,000    | 5,398         | 4,355  | 247   | 284           | 6,612   | 0.91      | 0.42   | 2.58                |
| 2 AND 3 LN EXP   | 645.7      | 1,350.3      | 808       | 450           | 336    | 22    | 24            | 521     | 0.60      | 0.27   | 1.78                |
| 4+ DIV EXP   | 535.0      | 3,287.7      | 1,456     | 947           | 488    | 21    | 24            | 785     | 0.44      | 0.15   | 0.73                |
| NON FWY  | 8,551.6    | 15,650.7     | 12,264    | 6,795         | 5,179  | 290   | 332           | 7,918   | 0.78      | 0.35   | 2.12                |
| FREEWAY  | 1,572.7    | 18,501.4     | 7,095     | 4,566         | 2,408  | 121   | 136           | 3,882   | 0.38      | 0.14   | 0.74                |
| TOTAL  | 10,124.3   | 34,152.0     | 19,359    | 11,361        | 7,587  | 411   | 468           | 11,800  | 0.57      | 0.23   | 1.37                |
| <i>URBAN (INSIDE CITY)</i>                               |            |              |           |               |        |       |               |         |           |        |                     |
| 2 AND 3 LN   | 244.0      | 1,143.5      | 1,643     | 951           | 674    | 18    | 20            | 1,022   | 1.44      | 0.61   | 1.75                |
| 4+ UND   | 75.5       | 573.9        | 1,062     | 599           | 458    | 5     | 5             | 620     | 1.85      | 0.81   | 0.87                |
| 4+ DIV   | 475.3      | 5,831.1      | 8,464     | 4,592         | 3,815  | 57    | 61            | 5,574   | 1.45      | 0.66   | 1.05                |
| SUBTOTAL   | 794.8      | 7,548.5      | 11,169    | 6,142         | 4,947  | 80    | 86            | 7,216   | 1.48      | 0.67   | 1.14                |
| 2 AND 3 LN EXP   | 23.1       | 109.9        | 89        | 56            | 32     | 1     | 1             | 50      | 0.81      | 0.30   | 0.91                |
| 4+ DIV EXP   | 66.8       | 847.3        | 702       | 356           | 338    | 8     | 8             | 538     | 0.83      | 0.41   | 0.94                |
| NON FWY  | 884.7      | 8,505.7      | 11,960    | 6,554         | 5,317  | 89    | 95            | 7,804   | 1.41      | 0.64   | 1.12                |
| FREEWAY  | 1,774.8    | 96,504.8     | 86,245    | 59,438        | 26,446 | 361   | 391           | 37,916  | 0.89      | 0.28   | 0.41                |
| TOTAL  | 2,659.5    | 105,010.5    | 98,205    | 65,992        | 31,763 | 450   | 486           | 45,720  | 0.94      | 0.31   | 0.46                |
| <i>SUBURBAN (RURAL INSIDE CITY + URBAN OUTSIDE CITY)</i> |            |              |           |               |        |       |               |         |           |        |                     |
| 2 AND 3 LN   | 901.2      | 3,086.5      | 3,503     | 2,074         | 1,381  | 48    | 52            | 2,046   | 1.13      | 0.46   | 1.68                |
| 4+ UND   | 28.0       | 193.0        | 210       | 129           | 75     | 6     | 7             | 100     | 1.09      | 0.42   | 3.63                |
| 4+ DIV   | 138.1      | 1,163.6      | 1,513     | 936           | 562    | 15    | 15            | 837     | 1.30      | 0.50   | 1.29                |
| SUBTOTAL   | 1,067.3    | 4,443.2      | 5,226     | 3,139         | 2,018  | 69    | 74            | 2,983   | 1.18      | 0.47   | 1.67                |
| 2 AND 3 LN EXP   | 127.8      | 411.3        | 249       | 130           | 116    | 3     | 3             | 191     | 0.61      | 0.29   | 0.73                |
| 4+ DIV EXP   | 123.7      | 1,323.3      | 888       | 571           | 310    | 7     | 10            | 490     | 0.67      | 0.24   | 0.76                |
| NON FWY  | 1,318.8    | 6,177.7      | 6,363     | 3,840         | 2,444  | 79    | 87            | 3,664   | 1.03      | 0.41   | 1.41                |
| FREEWAY  | 1,016.3    | 30,362.7     | 18,383    | 12,371        | 5,892  | 120   | 126           | 8,650   | 0.61      | 0.20   | 0.41                |
| TOTAL  | 2,335.1    | 36,540.4     | 24,746    | 16,211        | 8,336  | 199   | 213           | 12,314  | 0.68      | 0.23   | 0.58                |

Statewide Travel/Accident Summary

FOR 2011 PREPARED 11/20/13

STATEWIDE TRAVEL AND ACCIDENT SUMMARY

| LANE TYPE                            | ROAD MILES | TRAVEL (MVM) | A C TOTAL | C I D E N T S |        |       | V I C T I M S |         | R A T E S |         | FATALITIES /100 MVM |
|--------------------------------------|------------|--------------|-----------|---------------|--------|-------|---------------|---------|-----------|---------|---------------------|
|                                      |            |              |           | PDO           | INJURY | FATAL | KILLED        | INJURED | ACC/MVM   | F+I/MVM |                     |
| <i>RURAL (INSIDE + OUTSIDE CITY)</i> |            |              |           |               |        |       |               |         |           |         |                     |
| 2 AND 3 LN                           | 7,127.4    | 9,807.8      | 9,088     | 4,833         | 4,023  | 232   | 268           | 6,097   | 0.93      | 0.43    | 2.73                |
| 4+ UND                               | 80.2       | 216.5        | 170       | 110           | 56     | 4     | 5             | 97      | 0.79      | 0.28    | 2.31                |
| 4+ DIV                               | 233.0      | 1,216.3      | 968       | 593           | 363    | 12    | 12            | 549     | 0.80      | 0.31    | 0.99                |
| SUBTOTAL                             | 7,440.5    | 11,240.6     | 10,226    | 5,536         | 4,442  | 248   | 285           | 6,743   | 0.91      | 0.42    | 2.54                |
| 2 AND 3 LN EXP                       | 647.8      | 1,364.4      | 812       | 453           | 337    | 22    | 24            | 522     | 0.60      | 0.26    | 1.76                |
| 4+ DIV EXP                           | 540.2      | 3,325.0      | 1,469     | 953           | 495    | 21    | 24            | 794     | 0.44      | 0.16    | 0.72                |
| NON FWY                              | 8,628.6    | 15,930.0     | 12,507    | 6,942         | 5,274  | 291   | 333           | 8,059   | 0.79      | 0.35    | 2.09                |
| FREEWAY                              | 1,591.9    | 18,871.3     | 7,280     | 4,681         | 2,478  | 121   | 136           | 3,982   | 0.39      | 0.14    | 0.72                |
| TOTAL                                | 10,220.5   | 34,801.3     | 19,787    | 11,623        | 7,752  | 412   | 469           | 12,041  | 0.57      | 0.23    | 1.35                |
| <i>URBAN (INSIDE + OUTSIDE CITY)</i> |            |              |           |               |        |       |               |         |           |         |                     |
| 2 AND 3 LN                           | 1,088.5    | 4,064.4      | 5,013     | 2,950         | 1,998  | 65    | 71            | 2,980   | 1.23      | 0.51    | 1.75                |
| 4+ UND                               | 99.6       | 754.8        | 1,256     | 715           | 530    | 11    | 12            | 717     | 1.66      | 0.72    | 1.59                |
| 4+ DIV                               | 604.4      | 6,944.6      | 9,900     | 5,478         | 4,350  | 72    | 76            | 6,371   | 1.43      | 0.64    | 1.09                |
| SUBTOTAL                             | 1,792.4    | 11,763.8     | 16,169    | 9,143         | 6,878  | 148   | 159           | 10,068  | 1.37      | 0.60    | 1.35                |
| 2 AND 3 LN EXP                       | 148.9      | 507.1        | 334       | 183           | 147    | 4     | 4             | 240     | 0.66      | 0.30    | 0.79                |
| 4+ DIV EXP                           | 185.2      | 2,133.3      | 1,577     | 921           | 641    | 15    | 18            | 1,019   | 0.74      | 0.31    | 0.84                |
| NON FWY                              | 2,126.5    | 14,404.1     | 18,080    | 10,247        | 7,666  | 167   | 181           | 11,327  | 1.26      | 0.54    | 1.26                |
| FREEWAY                              | 2,771.9    | 126,497.6    | 104,443   | 71,694        | 32,268 | 481   | 517           | 46,466  | 0.83      | 0.26    | 0.41                |
| TOTAL                                | 4,898.4    | 140,901.7    | 122,523   | 81,941        | 39,934 | 648   | 698           | 57,793  | 0.87      | 0.29    | 0.50                |
| <i>STATEWIDE</i>                     |            |              |           |               |        |       |               |         |           |         |                     |
| 2 AND 3 LN                           | 8,215.9    | 13,872.1     | 14,101    | 7,783         | 6,021  | 297   | 339           | 9,077   | 1.02      | 0.46    | 2.44                |
| 4+ UND                               | 179.7      | 971.3        | 1,426     | 825           | 586    | 15    | 17            | 814     | 1.47      | 0.62    | 1.75                |
| 4+ DIV                               | 837.4      | 8,160.9      | 10,868    | 6,071         | 4,713  | 84    | 88            | 6,920   | 1.33      | 0.59    | 1.08                |
| SUBTOTAL                             | 9,233.0    | 23,004.3     | 26,395    | 14,679        | 11,320 | 396   | 444           | 16,811  | 1.15      | 0.51    | 1.93                |
| 2 AND 3 LN EXP                       | 796.7      | 1,871.5      | 1,146     | 636           | 484    | 26    | 28            | 762     | 0.61      | 0.27    | 1.50                |
| 4+ DIV EXP                           | 725.4      | 5,458.3      | 3,046     | 1,874         | 1,136  | 36    | 42            | 1,813   | 0.56      | 0.21    | 0.77                |
| NON FWY                              | 10,755.1   | 30,334.1     | 30,587    | 17,189        | 12,940 | 458   | 514           | 19,386  | 1.01      | 0.44    | 1.69                |
| FREEWAY                              | 4,363.8    | 145,368.8    | 111,723   | 76,375        | 34,746 | 602   | 653           | 50,448  | 0.77      | 0.24    | 0.45                |
| TOTAL                                | 15,118.9   | 175,703.0    | 142,310   | 93,564        | 47,686 | 1,060 | 1,167         | 69,834  | 0.81      | 0.28    | 0.66                |

**District Summary of Accidents  
FOR 2011 PREPARED 11/20/13**

**TRAVEL AND ACCIDENT SUMMARY BY DISTRICT**

| DIST                         | ROAD MILES      | TRAVEL (MVM)     | TOTAL          | A C C I D E N T S |               |              | V I C T I M S |               | R A T E S   |             | FATALITIES /100 MVM |
|------------------------------|-----------------|------------------|----------------|-------------------|---------------|--------------|---------------|---------------|-------------|-------------|---------------------|
|                              |                 |                  |                | PDO               | INJURY        | FATAL        | KILLED        | INJURED       | ACC/MVM     | F+I/MVM     |                     |
| <i>RURAL AREAS</i>           |                 |                  |                |                   |               |              |               |               |             |             |                     |
| 01                           | 820.7           | 1,239.7          | 1,213          | 649               | 525           | 39           | 41            | 760           | 0.98        | 0.45        | 3.31                |
| 02                           | 1,611.0         | 1,947.5          | 1,391          | 812               | 547           | 32           | 41            | 773           | 0.71        | 0.30        | 2.11                |
| 03                           | 1,061.0         | 4,401.1          | 2,383          | 1,437             | 907           | 39           | 48            | 1,435         | 0.54        | 0.21        | 1.09                |
| 04                           | 501.1           | 2,741.0          | 1,857          | 1,075             | 762           | 20           | 21            | 1,081         | 0.68        | 0.29        | 0.77                |
| 05                           | 762.8           | 2,956.1          | 1,858          | 1,165             | 667           | 26           | 28            | 985           | 0.63        | 0.23        | 0.95                |
| 06                           | 1,477.1         | 6,193.4          | 3,214          | 2,008             | 1,147         | 59           | 73            | 1,937         | 0.52        | 0.19        | 1.18                |
| 07                           | 315.4           | 1,913.1          | 1,033          | 616               | 385           | 32           | 34            | 593           | 0.54        | 0.22        | 1.78                |
| 08                           | 1,187.1         | 6,422.1          | 2,917          | 1,659             | 1,181         | 77           | 88            | 1,956         | 0.45        | 0.20        | 1.37                |
| 09                           | 738.7           | 634.2            | 412            | 301               | 104           | 7            | 7             | 152           | 0.65        | 0.18        | 1.10                |
| 10                           | 1,070.4         | 4,094.3          | 2,324          | 1,360             | 914           | 50           | 56            | 1,457         | 0.57        | 0.24        | 1.37                |
| 11                           | 671.7           | 2,246.4          | 1,170          | 536               | 603           | 31           | 32            | 898           | 0.52        | 0.28        | 1.42                |
| 12                           | 3.3             | 12.5             | 15             | 5                 | 10            |              | 0             | 14            | 1.20        | 0.80        | 0.00                |
| <b>TOTAL</b>                 | <b>10,220.5</b> | <b>34,801.3</b>  | <b>19,787</b>  | <b>11,623</b>     | <b>7,752</b>  | <b>412</b>   | <b>469</b>    | <b>12,041</b> | <b>0.57</b> | <b>0.23</b> | <b>1.35</b>         |
| <i>URBAN AREAS</i>           |                 |                  |                |                   |               |              |               |               |             |             |                     |
| 01                           | 124.6           | 693.1            | 666            | 429               | 226           | 11           | 11            | 311           | 0.96        | 0.34        | 1.59                |
| 02                           | 123.2           | 830.9            | 672            | 438               | 227           | 7            | 7             | 350           | 0.81        | 0.28        | 0.84                |
| 03                           | 426.9           | 7,779.2          | 6,580          | 4,189             | 2,349         | 42           | 44            | 3,445         | 0.85        | 0.31        | 0.57                |
| 04                           | 925.2           | 31,043.1         | 25,838         | 17,301            | 8,424         | 113          | 117           | 11,708        | 0.83        | 0.28        | 0.38                |
| 05                           | 396.9           | 4,275.3          | 4,407          | 2,989             | 1,398         | 20           | 21            | 1,999         | 1.03        | 0.33        | 0.49                |
| 06                           | 567.0           | 5,640.5          | 4,800          | 3,163             | 1,593         | 44           | 46            | 2,450         | 0.85        | 0.29        | 0.82                |
| 07                           | 801.6           | 40,520.6         | 42,541         | 29,596            | 12,783        | 162          | 179           | 18,508        | 1.05        | 0.32        | 0.44                |
| 08                           | 638.1           | 17,177.5         | 12,327         | 8,042             | 4,179         | 106          | 119           | 6,306         | 0.72        | 0.25        | 0.69                |
| 09                           | 0.5             | 0.1              |                |                   |               |              | 0             |               | 0.00        | 0.00        | 0.00                |
| 10                           | 251.4           | 4,229.0          | 3,442          | 2,137             | 1,264         | 41           | 41            | 1,911         | 0.81        | 0.31        | 0.97                |
| 11                           | 367.3           | 14,429.9         | 7,949          | 4,571             | 3,313         | 65           | 70            | 4,821         | 0.55        | 0.23        | 0.49                |
| 12                           | 275.6           | 14,282.3         | 13,301         | 9,086             | 4,178         | 37           | 43            | 5,984         | 0.93        | 0.30        | 0.30                |
| <b>TOTAL</b>                 | <b>4,898.4</b>  | <b>140,901.7</b> | <b>122,523</b> | <b>81,941</b>     | <b>39,934</b> | <b>648</b>   | <b>698</b>    | <b>57,793</b> | <b>0.87</b> | <b>0.29</b> | <b>0.50</b>         |
| <i>RURAL AND URBAN AREAS</i> |                 |                  |                |                   |               |              |               |               |             |             |                     |
| 01                           | 945.3           | 1,932.8          | 1,879          | 1,078             | 751           | 50           | 52            | 1,071         | 0.97        | 0.41        | 2.69                |
| 02                           | 1,734.3         | 2,778.4          | 2,063          | 1,250             | 774           | 39           | 48            | 1,123         | 0.74        | 0.29        | 1.73                |
| 03                           | 1,487.9         | 12,180.4         | 8,963          | 5,626             | 3,256         | 81           | 92            | 4,880         | 0.74        | 0.27        | 0.76                |
| 04                           | 1,426.4         | 33,784.1         | 27,695         | 18,376            | 9,186         | 133          | 138           | 12,789        | 0.82        | 0.28        | 0.41                |
| 05                           | 1,159.7         | 7,231.4          | 6,265          | 4,154             | 2,065         | 46           | 49            | 2,984         | 0.87        | 0.29        | 0.68                |
| 06                           | 2,044.1         | 11,834.0         | 8,014          | 5,171             | 2,740         | 103          | 119           | 4,387         | 0.68        | 0.24        | 1.01                |
| 07                           | 1,117.0         | 42,433.7         | 43,574         | 30,212            | 13,168        | 194          | 213           | 19,101        | 1.03        | 0.31        | 0.50                |
| 08                           | 1,825.2         | 23,599.6         | 15,244         | 9,701             | 5,360         | 183          | 207           | 8,262         | 0.65        | 0.23        | 0.88                |
| 09                           | 739.2           | 634.3            | 412            | 301               | 104           | 7            | 7             | 152           | 0.65        | 0.17        | 1.10                |
| 10                           | 1,321.8         | 8,323.4          | 5,766          | 3,497             | 2,178         | 91           | 97            | 3,368         | 0.69        | 0.27        | 1.17                |
| 11                           | 1,039.1         | 16,676.2         | 9,119          | 5,107             | 3,916         | 96           | 102           | 5,719         | 0.55        | 0.24        | 0.61                |
| 12                           | 278.9           | 14,294.7         | 13,316         | 9,091             | 4,188         | 37           | 43            | 5,998         | 0.93        | 0.30        | 0.30                |
| <b>TOTAL</b>                 | <b>15,118.9</b> | <b>175,703.0</b> | <b>142,310</b> | <b>93,564</b>     | <b>47,686</b> | <b>1,060</b> | <b>1,167</b>  | <b>69,834</b> | <b>0.81</b> | <b>0.28</b> | <b>0.66</b>         |

**Accident Summary - Overall Summary by District  
FOR 2011 PREPARED 11/20/13**

TRAVEL AND ACCIDENT SUMMARY FOR DISTRICT 01

| LANE TYPE           | ROAD MILES | TRAVEL (MVM) | A C C I D E N T S |       |        |       | V I C T I M S |         | R A T E S |         | FATALITIES /100 MVM |
|---------------------|------------|--------------|-------------------|-------|--------|-------|---------------|---------|-----------|---------|---------------------|
|                     |            |              | TOTAL             | PDO   | INJURY | FATAL | KILLED        | INJURED | ACCMVM    | F+I/MVM |                     |
| <i>RURAL AREAS</i>  |            |              |                   |       |        |       |               |         |           |         |                     |
| 2 AND 3 LN          | 597.4      | 639.0        | 817               | 416   | 378    | 23    | 24            | 533     | 1.28      | 0.63    | 3.76                |
| 4+ UND              | 4.5        | 14.9         | 7                 | 3     | 4      | 0     | 0             | 7       | 0.47      | 0.27    | 0.00                |
| 4+ DIV              | 9.0        | 13.6         | 5                 | 3     | 2      | 0     | 0             | 2       | 0.37      | 0.15    | 0.00                |
| SUBTOTAL            | 610.9      | 667.4        | 829               | 422   | 384    | 23    | 24            | 542     | 1.24      | 0.61    | 3.60                |
| 2 AND 3 LN EXP      | 74.2       | 193.7        | 142               | 72    | 65     | 5     | 5             | 100     | 0.73      | 0.36    | 2.58                |
| 4+ DIV EXP          | 57.4       | 168.8        | 103               | 71    | 29     | 3     | 3             | 45      | 0.61      | 0.19    | 1.78                |
| NON FWY             | 742.5      | 1,030.0      | 1,074             | 565   | 478    | 31    | 32            | 687     | 1.04      | 0.49    | 3.11                |
| FREEWAY             | 78.2       | 209.7        | 139               | 84    | 47     | 8     | 9             | 73      | 0.66      | 0.26    | 4.29                |
| TOTAL               | 820.7      | 1,239.7      | 1,213             | 649   | 525    | 39    | 41            | 760     | 0.98      | 0.45    | 3.31                |
| <i>URBAN AREAS</i>  |            |              |                   |       |        |       |               |         |           |         |                     |
| 2 AND 3 LN          | 36.7       | 103.2        | 157               | 95    | 61     | 1     | 1             | 80      | 1.52      | 0.60    | 0.97                |
| 4+ UND              | 0.9        | 6.0          | 18                | 12    | 6      | 0     | 0             | 7       | 3.02      | 1.01    | 0.00                |
| 4+ DIV              | 13.3       | 97.5         | 205               | 116   | 86     | 3     | 3             | 117     | 2.10      | 0.91    | 3.08                |
| SUBTOTAL            | 50.9       | 206.6        | 380               | 223   | 153    | 4     | 4             | 204     | 1.84      | 0.76    | 1.94                |
| 2 AND 3 LN EXP      | 13.6       | 38.1         | 25                | 14    | 9      | 2     | 2             | 16      | 0.66      | 0.29    | 5.25                |
| 4+ DIV EXP          | 14.8       | 116.3        | 48                | 31    | 16     | 1     | 1             | 28      | 0.41      | 0.15    | 0.86                |
| NON FWY             | 79.4       | 361.0        | 453               | 268   | 178    | 7     | 7             | 248     | 1.25      | 0.51    | 1.94                |
| FREEWAY             | 45.2       | 332.1        | 213               | 161   | 48     | 4     | 4             | 63      | 0.64      | 0.16    | 1.20                |
| TOTAL               | 124.6      | 693.1        | 666               | 429   | 226    | 11    | 11            | 311     | 0.96      | 0.34    | 1.59                |
| <i>DISTRICTWIDE</i> |            |              |                   |       |        |       |               |         |           |         |                     |
| 2 AND 3 LN          | 634.1      | 742.2        | 974               | 511   | 439    | 24    | 25            | 613     | 1.31      | 0.62    | 3.37                |
| 4+ UND              | 5.4        | 20.9         | 25                | 15    | 10     | 0     | 0             | 14      | 1.20      | 0.48    | 0.00                |
| 4+ DIV              | 22.3       | 111.0        | 210               | 119   | 88     | 3     | 3             | 119     | 1.89      | 0.82    | 2.70                |
| SUBTOTAL            | 661.9      | 874.1        | 1,209             | 645   | 537    | 27    | 28            | 746     | 1.38      | 0.65    | 3.20                |
| 2 AND 3 LN EXP      | 87.8       | 231.8        | 167               | 86    | 74     | 7     | 7             | 116     | 0.72      | 0.35    | 3.02                |
| 4+ DIV EXP          | 72.2       | 285.1        | 151               | 102   | 45     | 4     | 4             | 73      | 0.53      | 0.17    | 1.40                |
| NON FWY             | 821.9      | 1,391.0      | 1,527             | 833   | 656    | 38    | 39            | 935     | 1.10      | 0.50    | 2.80                |
| FREEWAY             | 123.5      | 541.8        | 352               | 245   | 95     | 12    | 13            | 136     | 0.65      | 0.20    | 2.40                |
| TOTAL               | 945.3      | 1,932.8      | 1,879             | 1,078 | 751    | 50    | 52            | 1,071   | 0.97      | 0.41    | 2.69                |



**Accident Summary - Overall Summary by District  
FOR 2011 PREPARED 11/20/13**

TRAVEL AND ACCIDENT SUMMARY FOR DISTRICT 02

| LANE TYPE           | ROAD MILES | TRAVEL (MVM) | A C C I D E N T S |       |        |       | V I C T I M S |         | R A T E S |         | FATALITIES /100 MVM |
|---------------------|------------|--------------|-------------------|-------|--------|-------|---------------|---------|-----------|---------|---------------------|
|                     |            |              | TOTAL             | PDO   | INJURY | FATAL | KILLED        | INJURED | ACCMVM    | F+I/MVM |                     |
| <i>RURAL AREAS</i>  |            |              |                   |       |        |       |               |         |           |         |                     |
| 2 AND 3 LN          | 1284.5     | 861.2        | 867               | 480   | 361    | 26    | 35            | 510     | 1.01      | 0.45    | 4.06                |
| 4+ UND              | 11.6       | 18.0         | 15                | 13    | 2      | 0     | 0             | 2       | 0.83      | 0.11    | 0.00                |
| 4+ DIV              | 4.8        | 11.4         | 19                | 14    | 5      | 0     | 0             | 7       | 1.66      | 0.44    | 0.00                |
| SUBTOTAL            | 1,300.9    | 890.6        | 901               | 507   | 368    | 26    | 35            | 519     | 1.01      | 0.44    | 3.93                |
| 2 AND 3 LN EXP      | 179.1      | 213.0        | 168               | 96    | 69     | 3     | 3             | 98      | 0.79      | 0.34    | 1.41                |
| 4+ DIV EXP          | 9.2        | 36.0         | 12                | 9     | 3      | 0     | 0             | 3       | 0.33      | 0.08    | 0.00                |
| NON FWY             | 1,489.3    | 1,139.5      | 1,081             | 612   | 440    | 29    | 38            | 620     | 0.95      | 0.41    | 3.33                |
| FREEWAY             | 121.8      | 808.0        | 310               | 200   | 107    | 3     | 3             | 153     | 0.38      | 0.14    | 0.37                |
| TOTAL               | 1,611.0    | 1,947.5      | 1,391             | 812   | 547    | 32    | 41            | 773     | 0.71      | 0.30    | 2.11                |
| <i>URBAN AREAS</i>  |            |              |                   |       |        |       |               |         |           |         |                     |
| 2 AND 3 LN          | 26.5       | 34.8         | 34                | 19    | 15     | 0     | 0             | 22      | 0.98      | 0.43    | 0.00                |
| 4+ UND              | 2.5        | 11.2         | 46                | 33    | 13     | 0     | 0             | 14      | 4.10      | 1.16    | 0.00                |
| 4+ DIV              | 24.1       | 133.2        | 261               | 164   | 95     | 2     | 2             | 143     | 1.96      | 0.73    | 1.50                |
| SUBTOTAL            | 53.0       | 179.1        | 341               | 216   | 123    | 2     | 2             | 179     | 1.90      | 0.70    | 1.12                |
| 2 AND 3 LN EXP      | 10.2       | 10.0         | 6                 | 4     | 2      | 0     | 0             | 3       | 0.60      | 0.20    | 0.00                |
| 4+ DIV EXP          | 0.1        | 0.3          | 0                 | 0     | 0      | 0     | 0             | 0       | 0.00      | 0.00    | 0.00                |
| NON FWY             | 63.3       | 189.5        | 347               | 220   | 125    | 2     | 2             | 182     | 1.83      | 0.67    | 1.06                |
| FREEWAY             | 60.0       | 641.5        | 325               | 218   | 102    | 5     | 5             | 168     | 0.51      | 0.17    | 0.78                |
| TOTAL               | 123.2      | 830.9        | 672               | 438   | 227    | 7     | 7             | 350     | 0.81      | 0.28    | 0.84                |
| <i>DISTRICTWIDE</i> |            |              |                   |       |        |       |               |         |           |         |                     |
| 2 AND 3 LN          | 1,311.0    | 896.0        | 901               | 499   | 376    | 26    | 35            | 532     | 1.01      | 0.45    | 3.91                |
| 4+ UND              | 14.1       | 29.2         | 61                | 46    | 15     | 0     | 0             | 16      | 2.09      | 0.51    | 0.00                |
| 4+ DIV              | 28.8       | 144.6        | 280               | 178   | 100    | 2     | 2             | 150     | 1.94      | 0.71    | 1.38                |
| SUBTOTAL            | 1,354.0    | 1,069.7      | 1,242             | 723   | 491    | 28    | 37            | 698     | 1.16      | 0.49    | 3.46                |
| 2 AND 3 LN EXP      | 189.3      | 223.0        | 174               | 100   | 71     | 3     | 3             | 101     | 0.78      | 0.33    | 1.35                |
| 4+ DIV EXP          | 9.3        | 36.3         | 12                | 9     | 3      | 0     | 0             | 3       | 0.33      | 0.08    | 0.00                |
| NON FWY             | 1,552.5    | 1,329.0      | 1,428             | 832   | 565    | 31    | 40            | 802     | 1.07      | 0.45    | 3.01                |
| FREEWAY             | 181.7      | 1449.5       | 635               | 418   | 209    | 8     | 8             | 321     | 0.44      | 0.15    | 0.55                |
| TOTAL               | 1,734.3    | 2,778.4      | 2,063             | 1,250 | 774    | 39    | 48            | 1,123   | 0.74      | 0.29    | 1.73                |

**Accident Summary - Overall Summary by District  
FOR 2011 PREPARED 11/20/13**

TRAVEL AND ACCIDENT SUMMARY FOR DISTRICT 03

| LANE TYPE           | ROAD MILES | TRAVEL (MVM) | A C C I D E N T S |       |        |       | V I C T I M S |         | R A T E S |         | FATALITIES /100 MVM |
|---------------------|------------|--------------|-------------------|-------|--------|-------|---------------|---------|-----------|---------|---------------------|
|                     |            |              | TOTAL             | PDO   | INJURY | FATAL | KILLED        | INJURED | ACCMVM    | F+I/MVM |                     |
| <i>RURAL AREAS</i>  |            |              |                   |       |        |       |               |         |           |         |                     |
| 2 AND 3 LN          | 728.3      | 1,373.2      | 989               | 536   | 429    | 24    | 32            | 683     | 0.72      | 0.33    | 2.33                |
| 4+ UND              | 8.1        | 32.5         | 18                | 15    | 3      | 0     | 0             | 8       | 0.55      | 0.09    | 0.00                |
| 4+ DIV              | 11.4       | 67.4         | 26                | 16    | 9      | 1     | 1             | 11      | 0.39      | 0.15    | 1.48                |
| SUBTOTAL            | 747.8      | 1,473.1      | 1,033             | 567   | 441    | 25    | 33            | 702     | 0.70      | 0.32    | 2.24                |
| 2 AND 3 LN EXP      | 54.7       | 147.5        | 65                | 35    | 28     | 2     | 2             | 37      | 0.44      | 0.20    | 1.36                |
| 4+ DIV EXP          | 38.5       | 235.8        | 96                | 70    | 25     | 1     | 1             | 48      | 0.41      | 0.11    | 0.42                |
| NON FWY             | 841.0      | 1,856.4      | 1,194             | 672   | 494    | 28    | 36            | 787     | 0.64      | 0.28    | 1.94                |
| FREEWAY             | 220.1      | 2,544.7      | 1,189             | 765   | 413    | 11    | 12            | 648     | 0.47      | 0.17    | 0.47                |
| TOTAL               | 1,061.0    | 4,401.1      | 2,383             | 1,437 | 907    | 39    | 48            | 1,435   | 0.54      | 0.21    | 1.09                |
| <i>URBAN AREAS</i>  |            |              |                   |       |        |       |               |         |           |         |                     |
| 2 AND 3 LN          | 141.0      | 512.1        | 519               | 310   | 205    | 4     | 4             | 296     | 1.01      | 0.41    | 0.78                |
| 4+ UND              | 5.7        | 34.1         | 59                | 40    | 18     | 1     | 1             | 21      | 1.73      | 0.56    | 2.94                |
| 4+ DIV              | 23.3       | 228.0        | 217               | 103   | 109    | 5     | 5             | 166     | 0.95      | 0.50    | 2.19                |
| SUBTOTAL            | 170.0      | 774.2        | 795               | 453   | 332    | 10    | 10            | 483     | 1.03      | 0.44    | 1.29                |
| 2 AND 3 LN EXP      | 20.2       | 77.7         | 50                | 20    | 30     | 0     | 0             | 46      | 0.64      | 0.39    | 0.00                |
| 4+ DIV EXP          | 24.7       | 231.4        | 265               | 163   | 101    | 1     | 1             | 156     | 1.15      | 0.44    | 0.43                |
| NON FWY             | 214.9      | 1,083.3      | 1,110             | 636   | 463    | 11    | 11            | 685     | 1.02      | 0.44    | 1.02                |
| FREEWAY             | 212.1      | 6,696.0      | 5,470             | 3,553 | 1,886  | 31    | 33            | 2,760   | 0.82      | 0.29    | 0.49                |
| TOTAL               | 426.9      | 7,779.2      | 6,580             | 4,189 | 2,349  | 42    | 44            | 3,445   | 0.85      | 0.31    | 0.57                |
| <i>DISTRICTWIDE</i> |            |              |                   |       |        |       |               |         |           |         |                     |
| 2 AND 3 LN          | 869.3      | 1885.3       | 1,508             | 846   | 634    | 28    | 36            | 979     | 0.80      | 0.35    | 1.91                |
| 4+ UND              | 13.8       | 66.6         | 77                | 55    | 21     | 1     | 1             | 29      | 1.16      | 0.33    | 1.50                |
| 4+ DIV              | 34.7       | 295.4        | 243               | 119   | 118    | 6     | 6             | 177     | 0.82      | 0.42    | 2.03                |
| SUBTOTAL            | 917.8      | 2,247.3      | 1,828             | 1,020 | 773    | 35    | 43            | 1,185   | 0.81      | 0.36    | 1.91                |
| 2 AND 3 LN EXP      | 74.9       | 225.2        | 115               | 55    | 58     | 2     | 2             | 83      | 0.51      | 0.27    | 0.89                |
| 4+ DIV EXP          | 63.1       | 467.2        | 361               | 233   | 126    | 2     | 2             | 204     | 0.77      | 0.27    | 0.43                |
| NON FWY             | 1,055.8    | 2,939.7      | 2,304             | 1,308 | 957    | 39    | 47            | 1,472   | 0.78      | 0.34    | 1.60                |
| FREEWAY             | 432.1      | 9240.7       | 6,659             | 4,318 | 2,299  | 42    | 45            | 3,408   | 0.72      | 0.25    | 0.49                |
| TOTAL               | 1,487.9    | 12,180.4     | 8,963             | 5,626 | 3,256  | 81    | 92            | 4,880   | 0.74      | 0.27    | 0.76                |

**Accident Summary - Overall Summary by District  
FOR 2011 PREPARED 11/20/13**

TRAVEL AND ACCIDENT SUMMARY FOR DISTRICT 04

| LANE TYPE           | ROAD MILES | TRAVEL (MVM) | A C C I D E N T S |        |        |       | V I C T I M S |         | R A T E S |         | FATALITIES /100 MVM |
|---------------------|------------|--------------|-------------------|--------|--------|-------|---------------|---------|-----------|---------|---------------------|
|                     |            |              | TOTAL             | PDO    | INJURY | FATAL | KILLED        | INJURED | ACCMVM    | F+I/MVM |                     |
| <i>RURAL AREAS</i>  |            |              |                   |        |        |       |               |         |           |         |                     |
| 2 AND 3 LN          | 412.2      | 986.5        | 949               | 506    | 429    | 14    | 14            | 595     | 0.96      | 0.45    | 1.42                |
| 4+ UND              | 2.0        | 6.1          | 5                 | 3      | 2      | 0     | 0             | 2       | 0.82      | 0.33    | 0.00                |
| 4+ DIV              | 3.3        | 37.1         | 71                | 41     | 29     | 1     | 1             | 47      | 1.92      | 0.81    | 2.70                |
| SUBTOTAL            | 417.5      | 1,029.6      | 1,025             | 550    | 460    | 15    | 15            | 644     | 1.00      | 0.46    | 1.46                |
| 2 AND 3 LN EXP      | 7.3        | 50.3         | 28                | 16     | 11     | 1     | 1             | 21      | 0.56      | 0.24    | 1.99                |
| 4+ DIV EXP          | 30.4       | 428.3        | 255               | 156    | 98     | 1     | 2             | 147     | 0.60      | 0.23    | 0.47                |
| NON FWY             | 455.2      | 1,508.2      | 1,308             | 722    | 569    | 17    | 18            | 812     | 0.87      | 0.39    | 1.19                |
| FREEWAY             | 46.0       | 1,232.8      | 549               | 353    | 193    | 3     | 3             | 269     | 0.45      | 0.16    | 0.24                |
| TOTAL               | 501.1      | 2,741.0      | 1,857             | 1,075  | 762    | 20    | 21            | 1,081   | 0.68      | 0.29    | 0.77                |
| <i>URBAN AREAS</i>  |            |              |                   |        |        |       |               |         |           |         |                     |
| 2 AND 3 LN          | 153.6      | 769.8        | 943               | 544    | 391    | 8     | 8             | 566     | 1.22      | 0.52    | 1.04                |
| 4+ UND              | 19.9       | 160.0        | 338               | 174    | 164    | 0     | 0             | 220     | 2.11      | 1.03    | 0.00                |
| 4+ DIV              | 139.3      | 1,772.7      | 2,313             | 1,164  | 1,137  | 12    | 12            | 1,559   | 1.30      | 0.65    | 0.68                |
| SUBTOTAL            | 312.8      | 2,702.5      | 3,594             | 1,882  | 1,692  | 20    | 20            | 2,345   | 1.33      | 0.63    | 0.74                |
| 2 AND 3 LN EXP      | 1.3        | 10.5         | 10                | 5      | 5      | 0     | 0             | 10      | 0.95      | 0.47    | 0.00                |
| 4+ DIV EXP          | 29.8       | 498.0        | 284               | 172    | 107    | 5     | 5             | 154     | 0.57      | 0.22    | 1.00                |
| NON FWY             | 344.0      | 3,211.0      | 3,888             | 2,059  | 1,804  | 25    | 25            | 2,509   | 1.21      | 0.57    | 0.78                |
| FREEWAY             | 581.2      | 27,832.1     | 21,950            | 15,242 | 6,620  | 88    | 92            | 9,199   | 0.79      | 0.24    | 0.33                |
| TOTAL               | 925.2      | 31,043.1     | 25,838            | 17,301 | 8,424  | 113   | 117           | 11,708  | 0.83      | 0.28    | 0.38                |
| <i>DISTRICTWIDE</i> |            |              |                   |        |        |       |               |         |           |         |                     |
| 2 AND 3 LN          | 565.8      | 1756.4       | 1,892             | 1,050  | 820    | 22    | 22            | 1,161   | 1.08      | 0.48    | 1.25                |
| 4+ UND              | 21.9       | 166.0        | 343               | 177    | 166    | 0     | 0             | 222     | 2.07      | 1.00    | 0.00                |
| 4+ DIV              | 142.6      | 1809.7       | 2,384             | 1,205  | 1,166  | 13    | 13            | 1,606   | 1.32      | 0.65    | 0.72                |
| SUBTOTAL            | 730.3      | 3,732.1      | 4,619             | 2,432  | 2,152  | 35    | 35            | 2,989   | 1.24      | 0.59    | 0.94                |
| 2 AND 3 LN EXP      | 8.7        | 60.8         | 38                | 21     | 16     | 1     | 1             | 31      | 0.63      | 0.28    | 1.64                |
| 4+ DIV EXP          | 60.2       | 926.3        | 539               | 328    | 205    | 6     | 7             | 301     | 0.58      | 0.23    | 0.76                |
| NON FWY             | 799.2      | 4,719.2      | 5,196             | 2,781  | 2,373  | 42    | 43            | 3,321   | 1.10      | 0.51    | 0.91                |
| FREEWAY             | 627.2      | 2,9064.9     | 22,499            | 15,595 | 6,813  | 91    | 95            | 9,468   | 0.77      | 0.24    | 0.33                |
| TOTAL               | 1,426.4    | 33,784.1     | 27,695            | 18,376 | 9,186  | 133   | 138           | 12,789  | 0.82      | 0.28    | 0.41                |

**Accident Summary - Overall Summary by District  
FOR 2011 PREPARED 11/20/13**

**TRAVEL AND ACCIDENT SUMMARY FOR DISTRICT 05**

| LANE TYPE           | ROAD MILES | TRAVEL (MVM) | A C C I D E N T S |       |        |       | V I C T I M S |         | R A T E S |         | FATALITIES /100 MVM |
|---------------------|------------|--------------|-------------------|-------|--------|-------|---------------|---------|-----------|---------|---------------------|
|                     |            |              | TOTAL             | PDO   | INJURY | FATAL | KILLED        | INJURED | ACCMVM    | F+I/MVM |                     |
| <i>RURAL AREAS</i>  |            |              |                   |       |        |       |               |         |           |         |                     |
| 2 AND 3 LN          | 477.5      | 696.3        | 724               | 420   | 294    | 10    | 11            | 444     | 1.04      | 0.44    | 1.58                |
| 4+ UND              | 3.5        | 10.8         | 11                | 6     | 5      | 0     | 0             | 6       | 1.02      | 0.46    | 0.00                |
| 4+ DIV              | 17.1       | 197.9        | 271               | 169   | 102    | 0     | 0             | 145     | 1.37      | 0.52    | 0.00                |
| SUBTOTAL            | 498.1      | 904.9        | 1,006             | 595   | 401    | 10    | 11            | 595     | 1.11      | 0.45    | 1.22                |
| 2 AND 3 LN EXP      | 92.4       | 293.5        | 136               | 84    | 48     | 4     | 4             | 81      | 0.46      | 0.18    | 1.36                |
| 4+ DIV EXP          | 84.4       | 875.9        | 386               | 261   | 119    | 6     | 6             | 165     | 0.44      | 0.14    | 0.68                |
| NON FWY             | 674.9      | 2,074.3      | 1,528             | 940   | 568    | 20    | 21            | 841     | 0.74      | 0.28    | 1.01                |
| FREEWAY             | 88.0       | 881.8        | 330               | 225   | 99     | 6     | 7             | 144     | 0.37      | 0.12    | 0.79                |
| TOTAL               | 762.8      | 2,956.1      | 1,858             | 1,165 | 667    | 26    | 28            | 985     | 0.63      | 0.23    | 0.95                |
| <i>URBAN AREAS</i>  |            |              |                   |       |        |       |               |         |           |         |                     |
| 2 AND 3 LN          | 141.0      | 514.8        | 859               | 539   | 312    | 8     | 9             | 427     | 1.67      | 0.62    | 1.75                |
| 4+ UND              | 14.4       | 93.7         | 172               | 116   | 55     | 1     | 1             | 73      | 1.84      | 0.60    | 1.07                |
| 4+ DIV              | 34.7       | 280.6        | 632               | 423   | 208    | 1     | 1             | 296     | 2.25      | 0.74    | 0.36                |
| SUBTOTAL            | 190.1      | 889.0        | 1,663             | 1,078 | 575    | 10    | 11            | 796     | 1.87      | 0.66    | 1.24                |
| 2 AND 3 LN EXP      | 34.8       | 106.3        | 74                | 41    | 33     | 0     | 0             | 61      | 0.70      | 0.31    | 0.00                |
| 4+ DIV EXP          | 22.6       | 292.4        | 236               | 162   | 73     | 1     | 1             | 106     | 0.81      | 0.25    | 0.34                |
| NON FWY             | 247.5      | 1,287.7      | 1,973             | 1,281 | 681    | 11    | 12            | 963     | 1.53      | 0.54    | 0.93                |
| FREEWAY             | 149.4      | 2,987.6      | 2,434             | 1,708 | 717    | 9     | 9             | 1,036   | 0.81      | 0.24    | 0.30                |
| TOTAL               | 396.9      | 4,275.3      | 4,407             | 2,989 | 1,398  | 20    | 21            | 1,999   | 1.03      | 0.33    | 0.49                |
| <i>DISTRICTWIDE</i> |            |              |                   |       |        |       |               |         |           |         |                     |
| 2 AND 3 LN          | 618.4      | 1211.1       | 1,583             | 959   | 606    | 18    | 20            | 871     | 1.31      | 0.52    | 1.65                |
| 4+ UND              | 17.9       | 104.4        | 183               | 122   | 60     | 1     | 1             | 79      | 1.75      | 0.58    | 0.96                |
| 4+ DIV              | 51.8       | 478.5        | 903               | 592   | 310    | 1     | 1             | 441     | 1.89      | 0.65    | 0.21                |
| SUBTOTAL            | 688.2      | 1,793.9      | 2,669             | 1,673 | 976    | 20    | 22            | 1,391   | 1.49      | 0.56    | 1.23                |
| 2 AND 3 LN EXP      | 127.2      | 399.7        | 210               | 125   | 81     | 4     | 4             | 142     | 0.53      | 0.21    | 1.00                |
| 4+ DIV EXP          | 107.0      | 1168.3       | 622               | 423   | 192    | 7     | 7             | 271     | 0.53      | 0.17    | 0.60                |
| NON FWY             | 922.3      | 3,362.0      | 3,501             | 2,221 | 1,249  | 31    | 33            | 1,804   | 1.04      | 0.38    | 0.98                |
| FREEWAY             | 237.4      | 3869.4       | 2,764             | 1,933 | 816    | 15    | 16            | 1,180   | 0.71      | 0.21    | 0.41                |
| TOTAL               | 1,159.7    | 7,231.4      | 6,265             | 4,154 | 2,065  | 46    | 49            | 2,984   | 0.87      | 0.29    | 0.68                |

**Accident Summary - Overall Summary by District  
FOR 2011 PREPARED 11/20/13**

TRAVEL AND ACCIDENT SUMMARY FOR DISTRICT 06

| LANE TYPE           | ROAD MILES | TRAVEL (MVM) | A C C I D E N T S |       |        |       | V I C T I M S |         | R A T E S |        | FATALITIES /100 MVM |
|---------------------|------------|--------------|-------------------|-------|--------|-------|---------------|---------|-----------|--------|---------------------|
|                     |            |              | TOTAL             | PDO   | INJURY | FATAL | KILLED        | INJURED | ACC/MVM   | F+/MVM |                     |
| <i>RURAL AREAS</i>  |            |              |                   |       |        |       |               |         |           |        |                     |
| 2 AND 3 LN          | 1001.6     | 1,804.3      | 1,502             | 888   | 584    | 30    | 39            | 929     | 0.83      | 0.34   | 2.16                |
| 4+ UND              | 6.2        | 16.9         | 14                | 9     | 5      | 0     | 0             | 10      | 0.83      | 0.30   | 0.00                |
| 4+ DIV              | 49.8       | 170.9        | 121               | 74    | 47     | 0     | 0             | 77      | 0.71      | 0.27   | 0.00                |
| SUBTOTAL            | 1,057.6    | 1,992.0      | 1,637             | 971   | 636    | 30    | 39            | 1,016   | 0.82      | 0.33   | 1.96                |
| 2 AND 3 LN EXP      | 60.8       | 151.5        | 91                | 48    | 40     | 3     | 3             | 75      | 0.60      | 0.28   | 1.98                |
| 4+ DIV EXP          | 62.2       | 312.5        | 111               | 61    | 47     | 3     | 3             | 87      | 0.36      | 0.16   | 0.96                |
| NON FWY             | 1,180.7    | 2,456.1      | 1,839             | 1,080 | 723    | 36    | 45            | 1,178   | 0.75      | 0.31   | 1.83                |
| FREEWAY             | 296.5      | 3,737.3      | 1,375             | 928   | 424    | 23    | 28            | 759     | 0.37      | 0.12   | 0.75                |
| TOTAL               | 1,477.1    | 6,193.4      | 3,214             | 2,008 | 1,147  | 59    | 73            | 1,937   | 0.52      | 0.19   | 1.18                |
| <i>URBAN AREAS</i>  |            |              |                   |       |        |       |               |         |           |        |                     |
| 2 AND 3 LN          | 220.2      | 562.2        | 499               | 305   | 184    | 10    | 11            | 296     | 0.89      | 0.35   | 1.96                |
| 4+ UND              | 10.9       | 50.1         | 95                | 57    | 37     | 1     | 1             | 52      | 1.90      | 0.76   | 2.00                |
| 4+ DIV              | 50.4       | 333.8        | 674               | 460   | 208    | 6     | 6             | 320     | 2.02      | 0.64   | 1.80                |
| SUBTOTAL            | 281.5      | 946.1        | 1,268             | 822   | 429    | 17    | 18            | 668     | 1.34      | 0.47   | 1.90                |
| 2 AND 3 LN EXP      | 24.3       | 61.0         | 40                | 19    | 21     | 0     | 0             | 36      | 0.66      | 0.34   | 0.00                |
| 4+ DIV EXP          | 22.3       | 139.6        | 116               | 65    | 47     | 4     | 4             | 88      | 0.83      | 0.37   | 2.87                |
| NON FWY             | 328.1      | 1,146.6      | 1,424             | 906   | 497    | 21    | 22            | 792     | 1.24      | 0.45   | 1.92                |
| FREEWAY             | 238.9      | 4,493.9      | 3,376             | 2,257 | 1,096  | 23    | 24            | 1,658   | 0.75      | 0.25   | 0.53                |
| TOTAL               | 567.0      | 5,640.5      | 4,800             | 3,163 | 1,593  | 44    | 46            | 2,450   | 0.85      | 0.29   | 0.82                |
| <i>DISTRICTWIDE</i> |            |              |                   |       |        |       |               |         |           |        |                     |
| 2 AND 3 LN          | 1,221.8    | 2366.5       | 2,001             | 1,193 | 768    | 40    | 50            | 1,225   | 0.85      | 0.34   | 2.11                |
| 4+ UND              | 17.1       | 66.9         | 109               | 66    | 42     | 1     | 1             | 62      | 1.63      | 0.64   | 1.49                |
| 4+ DIV              | 100.2      | 504.7        | 795               | 534   | 255    | 6     | 6             | 397     | 1.58      | 0.52   | 1.19                |
| SUBTOTAL            | 1,339.2    | 2,938.1      | 2,905             | 1,793 | 1,065  | 47    | 57            | 1,684   | 0.99      | 0.38   | 1.94                |
| 2 AND 3 LN EXP      | 85.1       | 212.5        | 131               | 67    | 61     | 3     | 3             | 111     | 0.62      | 0.30   | 1.41                |
| 4+ DIV EXP          | 84.5       | 452.1        | 227               | 126   | 94     | 7     | 7             | 175     | 0.50      | 0.22   | 1.55                |
| NON FWY             | 1,508.7    | 3,602.7      | 3,263             | 1,986 | 1,220  | 57    | 67            | 1,970   | 0.91      | 0.35   | 1.86                |
| FREEWAY             | 535.4      | 8,231.2      | 4,751             | 3,185 | 1,520  | 46    | 52            | 2,417   | 0.58      | 0.19   | 0.63                |
| TOTAL               | 2,044.1    | 11,834.0     | 8,014             | 5,171 | 2,740  | 103   | 119           | 4,387   | 0.68      | 0.24   | 1.01                |

**Accident Summary - Overall Summary by District  
FOR 2011 PREPARED 11/20/13**

TRAVEL AND ACCIDENT SUMMARY FOR DISTRICT 07

| LANE TYPE           | ROAD MILES | TRAVEL (MVM) | A C C I D E N T S |        |        |       | V I C T I M S |         | R A T E S |         | FATALITIES /100 MVM |
|---------------------|------------|--------------|-------------------|--------|--------|-------|---------------|---------|-----------|---------|---------------------|
|                     |            |              | TOTAL             | PDO    | INJURY | FATAL | KILLED        | INJURED | ACCMVM    | F+I/MVM |                     |
| <i>RURAL AREAS</i>  |            |              |                   |        |        |       |               |         |           |         |                     |
| 2 AND 3 LN          | 225.5      | 216.7        | 324               | 131    | 175    | 18    | 19            | 254     | 1.50      | 0.89    | 8.77                |
| 4+ UND              | 1.3        | 6.9          | 0                 | 0      | 0      | 0     | 0             | 0       | 0.00      | 0.00    | 0.00                |
| 4+ DIV              | 34.4       | 267.1        | 117               | 68     | 44     | 5     | 5             | 78      | 0.44      | 0.18    | 1.87                |
| SUBTOTAL            | 261.2      | 490.7        | 441               | 199    | 219    | 23    | 24            | 332     | 0.90      | 0.49    | 4.89                |
| 2 AND 3 LN EXP      | 0.0        | 0.0          | 0                 | 0      | 0      | 0     | 0             | 0       | 0.00      | 0.00    | 0.00                |
| 4+ DIV EXP          | 0.0        | 0.0          | 0                 | 0      | 0      | 0     | 0             | 0       | 0.00      | 0.00    | 0.00                |
| NON FWY             | 261.2      | 490.7        | 441               | 199    | 219    | 23    | 24            | 332     | 0.90      | 0.49    | 4.89                |
| FREEWAY             | 54.2       | 1,422.4      | 592               | 417    | 166    | 9     | 10            | 261     | 0.42      | 0.12    | 0.70                |
| TOTAL               | 315.4      | 1,913.1      | 1,033             | 616    | 385    | 32    | 34            | 593     | 0.54      | 0.22    | 1.78                |
| <i>URBAN AREAS</i>  |            |              |                   |        |        |       |               |         |           |         |                     |
| 2 AND 3 LN          | 73.0       | 337.4        | 543               | 327    | 209    | 7     | 8             | 309     | 1.61      | 0.64    | 2.37                |
| 4+ UND              | 12.7       | 152.1        | 188               | 96     | 92     | 0     | 0             | 125     | 1.24      | 0.60    | 0.00                |
| 4+ DIV              | 136.6      | 1,949.6      | 2,378             | 1,265  | 1,094  | 19    | 20            | 1,645   | 1.22      | 0.57    | 1.03                |
| SUBTOTAL            | 222.3      | 2,439.1      | 3,109             | 1,688  | 1,395  | 26    | 28            | 2,079   | 1.27      | 0.58    | 1.15                |
| 2 AND 3 LN EXP      | 0.1        | 0.1          | 0                 | 0      | 0      | 0     | 0             | 0       | 0.00      | 0.00    | 0.00                |
| 4+ DIV EXP          | 9.9        | 181.9        | 224               | 133    | 90     | 1     | 4             | 134     | 1.23      | 0.50    | 2.20                |
| NON FWY             | 232.2      | 2,621.1      | 3,333             | 1,821  | 1,485  | 27    | 32            | 2,213   | 1.27      | 0.58    | 1.22                |
| FREEWAY             | 569.4      | 37,899.6     | 39,208            | 27,775 | 11,298 | 135   | 147           | 16,295  | 1.03      | 0.30    | 0.39                |
| TOTAL               | 801.6      | 40,520.6     | 42,541            | 29,596 | 12,783 | 162   | 179           | 18,508  | 1.05      | 0.32    | 0.44                |
| <i>DISTRICTWIDE</i> |            |              |                   |        |        |       |               |         |           |         |                     |
| 2 AND 3 LN          | 298.5      | 554.1        | 867               | 458    | 384    | 25    | 27            | 563     | 1.56      | 0.74    | 4.87                |
| 4+ UND              | 14.1       | 159.0        | 188               | 96     | 92     | 0     | 0             | 125     | 1.18      | 0.58    | 0.00                |
| 4+ DIV              | 171.0      | 2,216.7      | 2,495             | 1,333  | 1,138  | 24    | 25            | 1,723   | 1.13      | 0.52    | 1.13                |
| SUBTOTAL            | 483.6      | 2,929.7      | 3,550             | 1,887  | 1,614  | 49    | 52            | 2,411   | 1.21      | 0.57    | 1.77                |
| 2 AND 3 LN EXP      | 0.1        | 0.1          | 0                 | 0      | 0      | 0     | 0             | 0       | 0.00      | 0.00    | 0.00                |
| 4+ DIV EXP          | 9.9        | 181.9        | 224               | 133    | 90     | 1     | 4             | 134     | 1.23      | 0.50    | 2.20                |
| NON FWY             | 493.5      | 3,111.7      | 3,774             | 2,020  | 1,704  | 50    | 56            | 2,545   | 1.21      | 0.56    | 1.80                |
| FREEWAY             | 623.6      | 39,322.0     | 39,800            | 28,192 | 11,464 | 144   | 157           | 16,556  | 1.01      | 0.30    | 0.40                |
| TOTAL               | 1,117.0    | 42,433.7     | 43,574            | 30,212 | 13,168 | 194   | 213           | 19,101  | 1.03      | 0.31    | 0.50                |

**Accident Summary - Overall Summary by District  
FOR 2011 PREPARED 11/20/13**

TRAVEL AND ACCIDENT SUMMARY FOR DISTRICT 08

| LANE TYPE           | ROAD MILES | TRAVEL (MVM) | A C C I D E N T S |       |        |       | V I C T I M S |         | R A T E S |         | FATALITIES /100 MVM |
|---------------------|------------|--------------|-------------------|-------|--------|-------|---------------|---------|-----------|---------|---------------------|
|                     |            |              | TOTAL             | PDO   | INJURY | FATAL | KILLED        | INJURED | ACCMVM    | F+I/MVM |                     |
| <i>RURAL AREAS</i>  |            |              |                   |       |        |       |               |         |           |         |                     |
| 2 AND 3 LN          | 687.0      | 1,099.1      | 875               | 408   | 440    | 27    | 31            | 700     | 0.80      | 0.42    | 2.82                |
| 4+ UND              | 5.3        | 22.9         | 34                | 20    | 13     | 1     | 2             | 29      | 1.49      | 0.61    | 8.74                |
| 4+ DIV              | 24.3       | 196.1        | 148               | 80    | 66     | 2     | 2             | 102     | 0.75      | 0.35    | 1.02                |
| SUBTOTAL            | 716.6      | 1,318.0      | 1,057             | 508   | 519    | 30    | 35            | 831     | 0.80      | 0.42    | 2.66                |
| 2 AND 3 LN EXP      | 32.9       | 67.4         | 47                | 21    | 24     | 2     | 3             | 31      | 0.70      | 0.39    | 4.45                |
| 4+ DIV EXP          | 35.4       | 200.6        | 101               | 62    | 38     | 1     | 2             | 51      | 0.50      | 0.19    | 1.00                |
| NON FWY             | 784.8      | 1,586.0      | 1,205             | 591   | 581    | 33    | 40            | 913     | 0.76      | 0.39    | 2.52                |
| FREEWAY             | 402.3      | 4,836.0      | 1,712             | 1,068 | 600    | 44    | 48            | 1,043   | 0.35      | 0.13    | 0.99                |
| TOTAL               | 1,187.1    | 6,422.1      | 2,917             | 1,659 | 1,181  | 77    | 88            | 1,956   | 0.45      | 0.20    | 1.37                |
| <i>URBAN AREAS</i>  |            |              |                   |       |        |       |               |         |           |         |                     |
| 2 AND 3 LN          | 138.9      | 465.3        | 526               | 298   | 214    | 14    | 16            | 345     | 1.13      | 0.49    | 3.44                |
| 4+ UND              | 20.9       | 163.2        | 154               | 74    | 75     | 5     | 6             | 108     | 0.94      | 0.49    | 3.68                |
| 4+ DIV              | 66.1       | 561.6        | 690               | 420   | 256    | 14    | 14            | 383     | 1.23      | 0.48    | 2.49                |
| SUBTOTAL            | 225.8      | 1,190.1      | 1,370             | 792   | 545    | 33    | 36            | 836     | 1.15      | 0.49    | 3.02                |
| 2 AND 3 LN EXP      | 35.3       | 173.6        | 112               | 70    | 40     | 2     | 2             | 59      | 0.65      | 0.24    | 1.15                |
| 4+ DIV EXP          | 28.3       | 288.3        | 160               | 102   | 57     | 1     | 1             | 102     | 0.55      | 0.20    | 0.35                |
| NON FWY             | 289.4      | 1,652.1      | 1,642             | 964   | 642    | 36    | 39            | 997     | 0.99      | 0.41    | 2.36                |
| FREEWAY             | 348.7      | 15,525.4     | 10,685            | 7,078 | 3,537  | 70    | 80            | 5,309   | 0.69      | 0.23    | 0.52                |
| TOTAL               | 638.1      | 17,177.5     | 12,327            | 8,042 | 4,179  | 106   | 119           | 6,306   | 0.72      | 0.25    | 0.69                |
| <i>DISTRICTWIDE</i> |            |              |                   |       |        |       |               |         |           |         |                     |
| 2 AND 3 LN          | 825.9      | 1564.3       | 1,401             | 706   | 654    | 41    | 47            | 1,045   | 0.90      | 0.44    | 3.00                |
| 4+ UND              | 26.2       | 186.1        | 188               | 94    | 88     | 6     | 8             | 137     | 1.01      | 0.51    | 4.30                |
| 4+ DIV              | 90.4       | 757.7        | 838               | 500   | 322    | 16    | 16            | 485     | 1.11      | 0.45    | 2.11                |
| SUBTOTAL            | 942.4      | 2,508.2      | 2,427             | 1,300 | 1,064  | 63    | 71            | 1,667   | 0.97      | 0.45    | 2.83                |
| 2 AND 3 LN EXP      | 68.2       | 241.0        | 159               | 91    | 64     | 4     | 5             | 90      | 0.66      | 0.28    | 2.07                |
| 4+ DIV EXP          | 63.7       | 488.9        | 261               | 164   | 95     | 2     | 3             | 153     | 0.53      | 0.20    | 0.61                |
| NON FWY             | 1,074.3    | 3,238.1      | 2,847             | 1,555 | 1,223  | 69    | 79            | 1,910   | 0.88      | 0.40    | 2.44                |
| FREEWAY             | 750.9      | 2,0361.4     | 12,397            | 8,146 | 4,137  | 114   | 128           | 6,352   | 0.61      | 0.21    | 0.63                |
| TOTAL               | 1,825.2    | 23,599.6     | 15,244            | 9,701 | 5,360  | 183   | 207           | 8,262   | 0.65      | 0.23    | 0.88                |

**Accident Summary - Overall Summary by District  
FOR 2011 PREPARED 11/20/13**

TRAVEL AND ACCIDENT SUMMARY FOR DISTRICT 09

| LANE TYPE           | ROAD MILES | TRAVEL (MVM) | A C C I D E N T S |     |        |       | V I C T I M S |         | R A T E S |         | FATALITIES /100 MVM |
|---------------------|------------|--------------|-------------------|-----|--------|-------|---------------|---------|-----------|---------|---------------------|
|                     |            |              | TOTAL             | PDO | INJURY | FATAL | KILLED        | INJURED | ACCMVM    | F+I/MVM |                     |
| <i>RURAL AREAS</i>  |            |              |                   |     |        |       |               |         |           |         |                     |
| 2 AND 3 LN          | 535.4      | 204.7        | 178               | 130 | 45     | 3     | 3             | 63      | 0.87      | 0.23    | 1.47                |
| 4+ UND              | 32.8       | 70.5         | 44                | 28  | 15     | 1     | 1             | 18      | 0.62      | 0.23    | 1.42                |
| 4+ DIV              | 60.6       | 135.5        | 96                | 70  | 24     | 2     | 2             | 35      | 0.71      | 0.19    | 1.48                |
| SUBTOTAL            | 628.8      | 410.7        | 318               | 228 | 84     | 6     | 6             | 116     | 0.77      | 0.22    | 1.46                |
| 2 AND 3 LN EXP      | 23.5       | 28.8         | 22                | 16  | 6      | 0     | 0             | 10      | 0.76      | 0.21    | 0.00                |
| 4+ DIV EXP          | 86.4       | 194.8        | 72                | 57  | 14     | 1     | 1             | 26      | 0.37      | 0.08    | 0.51                |
| NON FWY             | 738.7      | 634.2        | 412               | 301 | 104    | 7     | 7             | 152     | 0.65      | 0.18    | 1.10                |
| FREEWAY             | 0.0        | 0.0          | 0                 | 0   | 0      | 0     | 0             | 0       | 0.00      | 0.00    | 0.00                |
| TOTAL               | 738.7      | 634.2        | 412               | 301 | 104    | 7     | 7             | 152     | 0.65      | 0.18    | 1.10                |
| <i>URBAN AREAS</i>  |            |              |                   |     |        |       |               |         |           |         |                     |
| 2 AND 3 LN          | 0.5        | 0.1          | 0                 | 0   | 0      | 0     | 0             | 0       | 0.00      | 0.00    | 0.00                |
| 4+ UND              | 0.0        | 0.0          | 0                 | 0   | 0      | 0     | 0             | 0       | 0.00      | 0.00    | 0.00                |
| 4+ DIV              | 0.0        | 0.0          | 0                 | 0   | 0      | 0     | 0             | 0       | 0.00      | 0.00    | 0.00                |
| SUBTOTAL            | 0.5        | 0.1          | 0                 | 0   | 0      | 0     | 0             | 0       | 0.00      | 0.00    | 0.00                |
| 2 AND 3 LN EXP      | 0.0        | 0.0          | 0                 | 0   | 0      | 0     | 0             | 0       | 0.00      | 0.00    | 0.00                |
| 4+ DIV EXP          | 0.0        | 0.0          | 0                 | 0   | 0      | 0     | 0             | 0       | 0.00      | 0.00    | 0.00                |
| NON FWY             | 0.5        | 0.1          | 0                 | 0   | 0      | 0     | 0             | 0       | 0.00      | 0.00    | 0.00                |
| FREEWAY             | 0.0        | 0.0          | 0                 | 0   | 0      | 0     | 0             | 0       | 0.00      | 0.00    | 0.00                |
| TOTAL               | 0.5        | 0.1          | 0                 | 0   | 0      | 0     | 0             | 0       | 0.00      | 0.00    | 0.00                |
| <i>DISTRICTWIDE</i> |            |              |                   |     |        |       |               |         |           |         |                     |
| 2 AND 3 LN          | 535.9      | 204.7        | 178               | 130 | 45     | 3     | 3             | 63      | 0.87      | 0.23    | 1.47                |
| 4+ UND              | 32.8       | 70.5         | 44                | 28  | 15     | 1     | 1             | 18      | 0.62      | 0.23    | 1.42                |
| 4+ DIV              | 60.6       | 135.5        | 96                | 70  | 24     | 2     | 2             | 35      | 0.71      | 0.19    | 1.48                |
| SUBTOTAL            | 629.4      | 410.8        | 318               | 228 | 84     | 6     | 6             | 116     | 0.77      | 0.22    | 1.46                |
| 2 AND 3 LN EXP      | 23.5       | 28.8         | 22                | 16  | 6      | 0     | 0             | 10      | 0.76      | 0.21    | 0.00                |
| 4+ DIV EXP          | 86.4       | 194.8        | 72                | 57  | 14     | 1     | 1             | 26      | 0.37      | 0.08    | 0.51                |
| NON FWY             | 739.2      | 634.3        | 412               | 301 | 104    | 7     | 7             | 152     | 0.65      | 0.17    | 1.10                |
| FREEWAY             | 0.0        | 0.0          | 0                 | 0   | 0      | 0     | 0             | 0       | 0.00      | 0.00    | 0.00                |
| TOTAL               | 739.2      | 634.3        | 412               | 301 | 104    | 7     | 7             | 152     | 0.65      | 0.17    | 1.10                |



**Accident Summary - Overall Summary by District  
FOR 2011 PREPARED 11/20/13**

TRAVEL AND ACCIDENT SUMMARY FOR DISTRICT 10

| LANE TYPE           | ROAD MILES | TRAVEL (MVM) | A C C I D E N T S |       |        |       | V I C T I M S |         | R A T E S |         | FATALITIES /100 MVM |
|---------------------|------------|--------------|-------------------|-------|--------|-------|---------------|---------|-----------|---------|---------------------|
|                     |            |              | TOTAL             | PDO   | INJURY | FATAL | KILLED        | INJURED | ACCMVM    | F+I/MVM |                     |
| <i>RURAL AREAS</i>  |            |              |                   |       |        |       |               |         |           |         |                     |
| 2 AND 3 LN          | 754.7      | 1,398.5      | 1,279             | 684   | 555    | 40    | 43            | 891     | 0.91      | 0.43    | 3.07                |
| 4+ UND              | 2.5        | 5.7          | 11                | 7     | 3      | 1     | 1             | 6       | 1.93      | 0.70    | 17.52               |
| 4+ DIV              | 6.6        | 26.5         | 51                | 32    | 19     | 0     | 0             | 25      | 1.92      | 0.72    | 0.00                |
| SUBTOTAL            | 763.7      | 1,430.7      | 1,341             | 723   | 577    | 41    | 44            | 922     | 0.94      | 0.43    | 3.08                |
| 2 AND 3 LN EXP      | 121.9      | 216.0        | 113               | 65    | 46     | 2     | 3             | 69      | 0.52      | 0.22    | 1.39                |
| 4+ DIV EXP          | 61.6       | 534.3        | 200               | 125   | 72     | 3     | 4             | 128     | 0.37      | 0.14    | 0.75                |
| NON FWY             | 947.3      | 2,181.0      | 1,654             | 913   | 695    | 46    | 51            | 1,119   | 0.76      | 0.34    | 2.34                |
| FREEWAY             | 123.1      | 1,913.3      | 670               | 447   | 219    | 4     | 5             | 338     | 0.35      | 0.12    | 0.26                |
| TOTAL               | 1,070.4    | 4,094.3      | 2,324             | 1,360 | 914    | 50    | 56            | 1,457   | 0.57      | 0.24    | 1.37                |
| <i>URBAN AREAS</i>  |            |              |                   |       |        |       |               |         |           |         |                     |
| 2 AND 3 LN          | 98.2       | 392.5        | 562               | 322   | 233    | 7     | 7             | 365     | 1.43      | 0.61    | 1.78                |
| 4+ UND              | 4.6        | 21.6         | 61                | 33    | 28     | 0     | 0             | 39      | 2.83      | 1.30    | 0.00                |
| 4+ DIV              | 20.5       | 173.6        | 363               | 175   | 184    | 4     | 4             | 290     | 2.09      | 1.08    | 2.30                |
| SUBTOTAL            | 123.4      | 587.6        | 986               | 530   | 445    | 11    | 11            | 694     | 1.68      | 0.78    | 1.87                |
| 2 AND 3 LN EXP      | 7.3        | 25.6         | 16                | 9     | 7      | 0     | 0             | 9       | 0.62      | 0.27    | 0.00                |
| 4+ DIV EXP          | 9.2        | 111.3        | 61                | 37    | 23     | 1     | 1             | 31      | 0.55      | 0.22    | 0.90                |
| NON FWY             | 139.8      | 724.6        | 1,063             | 576   | 475    | 12    | 12            | 734     | 1.47      | 0.67    | 1.66                |
| FREEWAY             | 111.5      | 3,504.4      | 2,379             | 1,561 | 789    | 29    | 29            | 1,177   | 0.68      | 0.23    | 0.83                |
| TOTAL               | 251.4      | 4,229.0      | 3,442             | 2,137 | 1,264  | 41    | 41            | 1,911   | 0.81      | 0.31    | 0.97                |
| <i>DISTRICTWIDE</i> |            |              |                   |       |        |       |               |         |           |         |                     |
| 2 AND 3 LN          | 852.9      | 1791.0       | 1,841             | 1,006 | 788    | 47    | 50            | 1,256   | 1.03      | 0.47    | 2.79                |
| 4+ UND              | 7.1        | 27.3         | 72                | 40    | 31     | 1     | 1             | 45      | 2.64      | 1.17    | 3.67                |
| 4+ DIV              | 27.2       | 200.1        | 414               | 207   | 203    | 4     | 4             | 315     | 2.07      | 1.03    | 2.00                |
| SUBTOTAL            | 887.1      | 2,018.3      | 2,327             | 1,253 | 1,022  | 52    | 55            | 1,616   | 1.15      | 0.53    | 2.73                |
| 2 AND 3 LN EXP      | 129.2      | 241.6        | 129               | 74    | 53     | 2     | 3             | 78      | 0.53      | 0.23    | 1.24                |
| 4+ DIV EXP          | 70.8       | 645.6        | 261               | 162   | 95     | 4     | 5             | 159     | 0.40      | 0.15    | 0.77                |
| NON FWY             | 1,087.1    | 2,905.6      | 2,717             | 1,489 | 1,170  | 58    | 63            | 1,853   | 0.94      | 0.42    | 2.17                |
| FREEWAY             | 234.7      | 5,417.8      | 3,049             | 2,008 | 1,008  | 33    | 34            | 1,515   | 0.56      | 0.19    | 0.63                |
| TOTAL               | 1,321.8    | 8,323.4      | 5,766             | 3,497 | 2,178  | 91    | 97            | 3,368   | 0.69      | 0.27    | 1.17                |

**Accident Summary - Overall Summary by District  
FOR 2011 PREPARED 11/20/13**

TRAVEL AND ACCIDENT SUMMARY FOR DISTRICT 11

| LANE TYPE           | ROAD MILES | TRAVEL (MVM) | A C C I D E N T S |       |        |       | V I C T I M S |         | R A T E S |        | FATALITIES /100 MVM |
|---------------------|------------|--------------|-------------------|-------|--------|-------|---------------|---------|-----------|--------|---------------------|
|                     |            |              | TOTAL             | PDO   | INJURY | FATAL | KILLED        | INJURED | ACC/MVM   | F+/MVM |                     |
| <i>RURAL AREAS</i>  |            |              |                   |       |        |       |               |         |           |        |                     |
| 2 AND 3 LN          | 420.0      | 516.0        | 569               | 229   | 323    | 17    | 17            | 481     | 1.10      | 0.66   | 3.29                |
| 4+ UND              | 2.4        | 11.4         | 11                | 6     | 4      | 1     | 1             | 9       | 0.97      | 0.44   | 8.77                |
| 4+ DIV              | 11.6       | 92.9         | 43                | 26    | 16     | 1     | 1             | 20      | 0.46      | 0.18   | 1.08                |
| SUBTOTAL            | 434.0      | 620.3        | 623               | 261   | 343    | 19    | 19            | 510     | 1.00      | 0.58   | 3.06                |
| 2 AND 3 LN EXP      | 1.0        | 2.7          | 0                 | 0     | 0      | 0     | 0             | 0       | 0.00      | 0.00   | 0.00                |
| 4+ DIV EXP          | 74.9       | 338.1        | 133               | 81    | 50     | 2     | 2             | 94      | 0.39      | 0.15   | 0.59                |
| NON FWY             | 509.8      | 961.2        | 756               | 342   | 393    | 21    | 21            | 604     | 0.79      | 0.43   | 2.18                |
| FREEWAY             | 161.9      | 1,285.2      | 414               | 194   | 210    | 10    | 11            | 294     | 0.32      | 0.17   | 0.86                |
| TOTAL               | 671.7      | 2,246.4      | 1,170             | 536   | 603    | 31    | 32            | 898     | 0.52      | 0.28   | 1.42                |
| <i>URBAN AREAS</i>  |            |              |                   |       |        |       |               |         |           |        |                     |
| 2 AND 3 LN          | 38.6       | 210.8        | 218               | 118   | 95     | 5     | 6             | 165     | 1.03      | 0.47   | 2.85                |
| 4+ UND              | 5.1        | 33.6         | 28                | 12    | 13     | 3     | 3             | 18      | 0.83      | 0.48   | 8.93                |
| 4+ DIV              | 33.5       | 360.0        | 326               | 165   | 159    | 2     | 3             | 232     | 0.91      | 0.45   | 0.83                |
| SUBTOTAL            | 77.3       | 604.4        | 572               | 295   | 267    | 10    | 12            | 415     | 0.95      | 0.46   | 1.99                |
| 2 AND 3 LN EXP      | 1.9        | 3.5          | 1                 | 1     | 0      | 0     | 0             | 0       | 0.28      | 0.00   | 0.00                |
| 4+ DIV EXP          | 20.0       | 212.0        | 130               | 40    | 90     | 0     | 0             | 153     | 0.61      | 0.42   | 0.00                |
| NON FWY             | 99.1       | 819.9        | 703               | 336   | 357    | 10    | 12            | 568     | 0.86      | 0.45   | 1.46                |
| FREEWAY             | 268.2      | 13,610.0     | 7,246             | 4,235 | 2,956  | 55    | 58            | 4,253   | 0.53      | 0.22   | 0.43                |
| TOTAL               | 367.3      | 14,429.9     | 7,949             | 4,571 | 3,313  | 65    | 70            | 4,821   | 0.55      | 0.23   | 0.49                |
| <i>DISTRICTWIDE</i> |            |              |                   |       |        |       |               |         |           |        |                     |
| 2 AND 3 LN          | 458.7      | 726.8        | 787               | 347   | 418    | 22    | 23            | 646     | 1.08      | 0.61   | 3.16                |
| 4+ UND              | 7.5        | 45.0         | 39                | 18    | 17     | 4     | 4             | 27      | 0.87      | 0.47   | 8.89                |
| 4+ DIV              | 45.1       | 452.9        | 369               | 191   | 175    | 3     | 4             | 252     | 0.81      | 0.39   | 0.88                |
| SUBTOTAL            | 511.3      | 1,224.7      | 1,195             | 556   | 610    | 29    | 31            | 925     | 0.98      | 0.52   | 2.53                |
| 2 AND 3 LN EXP      | 2.8        | 6.3          | 1                 | 1     | 0      | 0     | 0             | 0       | 0.16      | 0.00   | 0.00                |
| 4+ DIV EXP          | 94.9       | 550.1        | 263               | 121   | 140    | 2     | 2             | 247     | 0.48      | 0.26   | 0.36                |
| NON FWY             | 609.0      | 1,781.1      | 1,459             | 678   | 750    | 31    | 33            | 1,172   | 0.82      | 0.44   | 1.85                |
| FREEWAY             | 430.1      | 1,489.5      | 7,660             | 4,429 | 3,166  | 65    | 69            | 4,547   | 0.51      | 0.22   | 0.46                |
| TOTAL               | 1,039.1    | 16,676.2     | 9,119             | 5,107 | 3,916  | 96    | 102           | 5,719   | 0.55      | 0.24   | 0.61                |

**Accident Summary - Overall Summary by District  
FOR 2011 PREPARED 11/20/13**

**TRAVEL AND ACCIDENT SUMMARY FOR DISTRICT 12**

| LANE TYPE           | ROAD MILES | TRAVEL (MVM) | A C C I D E N T S |       |        |       | V I C T I M S |         | R A T E S |         | FATALITIES /100 MVM |
|---------------------|------------|--------------|-------------------|-------|--------|-------|---------------|---------|-----------|---------|---------------------|
|                     |            |              | TOTAL             | PDO   | INJURY | FATAL | KILLED        | INJURED | ACCMVM    | F+I/MVM |                     |
| <i>RURAL AREAS</i>  |            |              |                   |       |        |       |               |         |           |         |                     |
| 2 AND 3 LN          | 3.3        | 12.5         | 15                | 5     | 10     | 0     | 0             | 14      | 1.20      | 0.80    | 0.00                |
| 4+ UND              | 0.0        | 0.0          | 0                 | 0     | 0      | 0     | 0             | 0       | 0.00      | 0.00    | 0.00                |
| 4+ DIV              | 0.0        | 0.0          | 0                 | 0     | 0      | 0     | 0             | 0       | 0.00      | 0.00    | 0.00                |
| SUBTOTAL            | 3.3        | 12.5         | 15                | 5     | 10     | 0     | 0             | 14      | 1.20      | 0.80    | 0.00                |
| 2 AND 3 LN EXP      | 0.0        | 0.0          | 0                 | 0     | 0      | 0     | 0             | 0       | 0.00      | 0.00    | 0.00                |
| 4+ DIV EXP          | 0.0        | 0.0          | 0                 | 0     | 0      | 0     | 0             | 0       | 0.00      | 0.00    | 0.00                |
| NON FWY             | 3.3        | 12.5         | 15                | 5     | 10     | 0     | 0             | 14      | 1.20      | 0.80    | 0.00                |
| FREEWAY             | 0.0        | 0.0          | 0                 | 0     | 0      | 0     | 0             | 0       | 0.00      | 0.00    | 0.00                |
| TOTAL               | 3.3        | 12.5         | 15                | 5     | 10     | 0     | 0             | 14      | 1.20      | 0.80    | 0.00                |
| <i>URBAN AREAS</i>  |            |              |                   |       |        |       |               |         |           |         |                     |
| 2 AND 3 LN          | 20.2       | 161.5        | 153               | 73    | 79     | 1     | 1             | 109     | 0.95      | 0.50    | 0.62                |
| 4+ UND              | 1.9        | 29.5         | 97                | 68    | 29     | 0     | 0             | 40      | 3.29      | 0.98    | 0.00                |
| 4+ DIV              | 62.5       | 1,054.1      | 1,841             | 1,023 | 814    | 4     | 6             | 1,220   | 1.75      | 0.78    | 0.57                |
| SUBTOTAL            | 84.7       | 1,245.0      | 2,091             | 1,164 | 922    | 5     | 7             | 1,369   | 1.68      | 0.74    | 0.56                |
| 2 AND 3 LN EXP      | 0.0        | 0.6          | 0                 | 0     | 0      | 0     | 0             | 0       | 0.00      | 0.00    | 0.00                |
| 4+ DIV EXP          | 3.6        | 61.6         | 53                | 16    | 37     | 0     | 0             | 67      | 0.86      | 0.60    | 0.00                |
| NON FWY             | 88.4       | 1,307.2      | 2,144             | 1,180 | 959    | 5     | 7             | 1,436   | 1.64      | 0.74    | 0.54                |
| FREEWAY             | 187.2      | 12,975.0     | 11,157            | 7,906 | 3,219  | 32    | 36            | 4,548   | 0.86      | 0.25    | 0.28                |
| TOTAL               | 275.6      | 14,282.3     | 13,301            | 9,086 | 4,178  | 37    | 43            | 5,984   | 0.93      | 0.30    | 0.30                |
| <i>DISTRICTWIDE</i> |            |              |                   |       |        |       |               |         |           |         |                     |
| 2 AND 3 LN          | 23.5       | 173.9        | 168               | 78    | 89     | 1     | 1             | 123     | 0.97      | 0.52    | 0.58                |
| 4+ UND              | 1.9        | 29.5         | 97                | 68    | 29     | 0     | 0             | 40      | 3.29      | 0.98    | 0.00                |
| 4+ DIV              | 62.5       | 1,054.1      | 1,841             | 1,023 | 814    | 4     | 6             | 1,220   | 1.75      | 0.78    | 0.57                |
| SUBTOTAL            | 88.0       | 1,257.4      | 2,106             | 1,169 | 932    | 5     | 7             | 1,383   | 1.67      | 0.75    | 0.56                |
| 2 AND 3 LN EXP      | 0.0        | 0.6          | 0                 | 0     | 0      | 0     | 0             | 0       | 0.00      | 0.00    | 0.00                |
| 4+ DIV EXP          | 3.6        | 61.6         | 53                | 16    | 37     | 0     | 0             | 67      | 0.86      | 0.60    | 0.00                |
| NON FWY             | 91.7       | 1,319.7      | 2,159             | 1,185 | 969    | 5     | 7             | 1,450   | 1.64      | 0.74    | 0.53                |
| FREEWAY             | 187.2      | 12,975.0     | 11,157            | 7,906 | 3,219  | 32    | 36            | 4,548   | 0.86      | 0.25    | 0.28                |
| TOTAL               | 278.9      | 14,294.7     | 13,316            | 9,091 | 4,188  | 37    | 43            | 5,998   | 0.93      | 0.30    | 0.30                |

**County Summary of Accidents**

**FOR 2011 PREPARED 11/20/13**

**TRAVEL AND ACCIDENT SUMMARY FOR ALA COUNTY**

| LANE TYPE          | ROAD MILES   | TRAVEL ( MVM ) | A C C I D E N T S |              |              |           | V I C T I M S |              |
|--------------------|--------------|----------------|-------------------|--------------|--------------|-----------|---------------|--------------|
|                    |              |                | TOTAL             | PDO          | INJURY       | FATAL     | KILLED        | INJURED      |
| <i>RURAL AREAS</i> |              |                |                   |              |              |           |               |              |
| 2 AND 3 LN         | 6.1          | 39.4           | 24                | 15           | 8            | 1         | 1             | 10           |
| 4+ UND             | 0.0          | 0.0            | 0                 | 0            | 0            | 0         | 0             | 0            |
| 4+ DIV             | 1.0          | 8.5            | 6                 | 3            | 3            | 0         | 0             | 4            |
| SUBTOTAL           | 7.1          | 47.8           | 30                | 18           | 11           | 1         | 1             | 14           |
| 2 AND 3 LN EXP     | 0.0          | 0.0            | 0                 | 0            | 0            | 0         | 0             | 0            |
| 4+ DIV EXP         | 0.0          | 0.0            | 0                 | 0            | 0            | 0         | 0             | 0            |
| NON FWY            | 7.1          | 47.8           | 30                | 18           | 11           | 1         | 1             | 14           |
| FREEWAY            | 13.1         | 529.5          | 358               | 226          | 131          | 1         | 1             | 182          |
| <b>TOTAL</b>       | <b>20.1</b>  | <b>577.4</b>   | <b>388</b>        | <b>244</b>   | <b>142</b>   | <b>2</b>  | <b>2</b>      | <b>196</b>   |
| <i>URBAN AREAS</i> |              |                |                   |              |              |           |               |              |
| 2 AND 3 LN         | 15.9         | 97.0           | 85                | 36           | 49           | 0         | 0             | 73           |
| 4+ UND             | 6.1          | 46.5           | 117               | 58           | 59           | 0         | 0             | 72           |
| 4+ DIV             | 37.1         | 383.2          | 407               | 231          | 174          | 2         | 2             | 236          |
| SUBTOTAL           | 59.0         | 526.6          | 609               | 325          | 282          | 2         | 2             | 381          |
| 2 AND 3 LN EXP     | 0.0          | 0.0            | 0                 | 0            | 0            | 0         | 0             | 0            |
| 4+ DIV EXP         | 0.0          | 0.0            | 0                 | 0            | 0            | 0         | 0             | 0            |
| NON FWY            | 59.0         | 526.6          | 609               | 325          | 282          | 2         | 2             | 381          |
| FREEWAY            | 127.1        | 7,257.3        | 6,527             | 4,690        | 1,814        | 23        | 25            | 2,541        |
| <b>TOTAL</b>       | <b>186.2</b> | <b>7,783.9</b> | <b>7,136</b>      | <b>5,015</b> | <b>2,096</b> | <b>25</b> | <b>27</b>     | <b>2,922</b> |
| <i>COUNTYWIDE</i>  |              |                |                   |              |              |           |               |              |
| 2 AND 3 LN         | 22.0         | 136.3          | 109               | 51           | 57           | 1         | 1             | 83           |
| 4+ UND             | 6.1          | 46.5           | 117               | 58           | 59           | 0         | 0             | 72           |
| 4+ DIV             | 38.0         | 391.7          | 413               | 234          | 177          | 2         | 2             | 240          |
| SUBTOTAL           | 66.1         | 574.5          | 639               | 343          | 293          | 3         | 3             | 395          |
| 2 AND 3 LN EXP     | 0.0          | 0.0            | 0                 | 0            | 0            | 0         | 0             | 0            |
| 4+ DIV EXP         | 0.0          | 0.0            | 0                 | 0            | 0            | 0         | 0             | 0            |
| NON FWY            | 66.1         | 574.5          | 639               | 343          | 293          | 3         | 3             | 395          |
| FREEWAY            | 140.2        | 7,786.8        | 6,885             | 4,916        | 1,945        | 24        | 26            | 2,723        |
| <b>TOTAL</b>       | <b>206.3</b> | <b>8,361.3</b> | <b>7,524</b>      | <b>5,259</b> | <b>2,238</b> | <b>27</b> | <b>29</b>     | <b>3,118</b> |

**County Summary of Accidents**

**FOR 2011 PREPARED 11/20/13**

**TRAVEL AND ACCIDENT SUMMARY FOR ALP COUNTY**

| LANE TYPE          | ROAD MILES  | TRAVEL ( MVM ) | A C C I D E N T S |           |           |          | V I C T I M S |           |
|--------------------|-------------|----------------|-------------------|-----------|-----------|----------|---------------|-----------|
|                    |             |                | TOTAL             | PDO       | INJURY    | FATAL    | KILLED        | INJURED   |
| <i>RURAL AREAS</i> |             |                |                   |           |           |          |               |           |
| 2 AND 3 LN         | 67.6        | 30.3           | 41                | 26        | 13        | 2        | 2             | 19        |
| 4+ UND             | 0.0         | 0.0            | 0                 | 0         | 0         | 0        | 0             | 0         |
| 4+ DIV             | 0.0         | 0.0            | 0                 | 0         | 0         | 0        | 0             | 0         |
| SUBTOTAL           | 67.6        | 30.3           | 41                | 26        | 13        | 2        | 2             | 19        |
| 2 AND 3 LN EXP     | 15.1        | 16.6           | 14                | 9         | 5         | 0        | 0             | 5         |
| 4+ DIV EXP         | 0.0         | 0.0            | 0                 | 0         | 0         | 0        | 0             | 0         |
| NON FWY            | 82.7        | 46.9           | 55                | 35        | 18        | 2        | 2             | 24        |
| FREEWAY            | 0.0         | 0.0            | 0                 | 0         | 0         | 0        | 0             | 0         |
| <b>TOTAL</b>       | <b>82.7</b> | <b>46.9</b>    | <b>55</b>         | <b>35</b> | <b>18</b> | <b>2</b> | <b>2</b>      | <b>24</b> |
| <i>URBAN AREAS</i> |             |                |                   |           |           |          |               |           |
| 2 AND 3 LN         | 0.0         | 0.0            | 0                 | 0         | 0         | 0        | 0             | 0         |
| 4+ UND             | 0.0         | 0.0            | 0                 | 0         | 0         | 0        | 0             | 0         |
| 4+ DIV             | 0.0         | 0.0            | 0                 | 0         | 0         | 0        | 0             | 0         |
| SUBTOTAL           | 0.0         | 0.0            | 0                 | 0         | 0         | 0        | 0             | 0         |
| 2 AND 3 LN EXP     | 0.0         | 0.0            | 0                 | 0         | 0         | 0        | 0             | 0         |
| 4+ DIV EXP         | 0.0         | 0.0            | 0                 | 0         | 0         | 0        | 0             | 0         |
| NON FWY            | 0.0         | 0.0            | 0                 | 0         | 0         | 0        | 0             | 0         |
| FREEWAY            | 0.0         | 0.0            | 0                 | 0         | 0         | 0        | 0             | 0         |
| <b>TOTAL</b>       | <b>0.0</b>  | <b>0.0</b>     | <b>0</b>          | <b>0</b>  | <b>0</b>  | <b>0</b> | <b>0</b>      | <b>0</b>  |
| <i>COUNTYWIDE</i>  |             |                |                   |           |           |          |               |           |
| 2 AND 3 LN         | 67.6        | 30.3           | 41                | 26        | 13        | 2        | 2             | 19        |
| 4+ UND             | 0.0         | 0.0            | 0                 | 0         | 0         | 0        | 0             | 0         |
| 4+ DIV             | 0.0         | 0.0            | 0                 | 0         | 0         | 0        | 0             | 0         |
| SUBTOTAL           | 67.6        | 30.3           | 41                | 26        | 13        | 2        | 2             | 19        |
| 2 AND 3 LN EXP     | 15.1        | 16.6           | 14                | 9         | 5         | 0        | 0             | 5         |
| 4+ DIV EXP         | 0.0         | 0.0            | 0                 | 0         | 0         | 0        | 0             | 0         |
| NON FWY            | 82.7        | 46.9           | 55                | 35        | 18        | 2        | 2             | 24        |
| FREEWAY            | 0.0         | 0.0            | 0                 | 0         | 0         | 0        | 0             | 0         |
| <b>TOTAL</b>       | <b>82.7</b> | <b>46.9</b>    | <b>55</b>         | <b>35</b> | <b>18</b> | <b>2</b> | <b>2</b>      | <b>24</b> |

**County Summary of Accidents**

**FOR 2011 PREPARED 11/20/13**

**TRAVEL AND ACCIDENT SUMMARY FOR AMA COUNTY**

| LANE TYPE          | ROAD MILES   | TRAVEL ( MVM ) | A C C I D E N T S |            |            |          | V I C T I M S |            |
|--------------------|--------------|----------------|-------------------|------------|------------|----------|---------------|------------|
|                    |              |                | TOTAL             | PDO        | INJURY     | FATAL    | KILLED        | INJURED    |
| <i>RURAL AREAS</i> |              |                |                   |            |            |          |               |            |
| 2 AND 3 LN         | 95.9         | 222.9          | 203               | 100        | 95         | 8        | 9             | 149        |
| 4+ UND             | 1.4          | 3.0            | 2                 | 2          | 0          | 0        | 0             | 0          |
| 4+ DIV             | 2.4          | 15.5           | 25                | 17         | 8          | 0        | 0             | 12         |
| SUBTOTAL           | 99.7         | 241.3          | 230               | 119        | 103        | 8        | 9             | 161        |
| 2 AND 3 LN EXP     | 21.1         | 39.6           | 23                | 8          | 15         | 0        | 0             | 22         |
| 4+ DIV EXP         | 0.0          | 0.0            | 0                 | 0          | 0          | 0        | 0             | 0          |
| NON FWY            | 120.8        | 281.0          | 253               | 127        | 118        | 8        | 9             | 183        |
| FREEWAY            | 0.0          | 0.0            | 0                 | 0          | 0          | 0        | 0             | 0          |
| <b>TOTAL</b>       | <b>120.8</b> | <b>281.0</b>   | <b>253</b>        | <b>127</b> | <b>118</b> | <b>8</b> | <b>9</b>      | <b>183</b> |
| <i>URBAN AREAS</i> |              |                |                   |            |            |          |               |            |
| 2 AND 3 LN         | 0.9          | 1.5            | 1                 | 1          | 0          | 0        | 0             | 0          |
| 4+ UND             | 0.0          | 0.0            | 0                 | 0          | 0          | 0        | 0             | 0          |
| 4+ DIV             | 0.0          | 0.0            | 0                 | 0          | 0          | 0        | 0             | 0          |
| SUBTOTAL           | 0.9          | 1.5            | 1                 | 1          | 0          | 0        | 0             | 0          |
| 2 AND 3 LN EXP     | 4.0          | 7.0            | 10                | 5          | 5          | 0        | 0             | 6          |
| 4+ DIV EXP         | 0.0          | 0.0            | 0                 | 0          | 0          | 0        | 0             | 0          |
| NON FWY            | 4.9          | 8.5            | 11                | 6          | 5          | 0        | 0             | 6          |
| FREEWAY            | 0.0          | 0.0            | 0                 | 0          | 0          | 0        | 0             | 0          |
| <b>TOTAL</b>       | <b>4.9</b>   | <b>8.5</b>     | <b>11</b>         | <b>6</b>   | <b>5</b>   | <b>0</b> | <b>0</b>      | <b>6</b>   |
| <i>COUNTYWIDE</i>  |              |                |                   |            |            |          |               |            |
| 2 AND 3 LN         | 96.8         | 224.4          | 204               | 101        | 95         | 8        | 9             | 149        |
| 4+ UND             | 1.4          | 3.0            | 2                 | 2          | 0          | 0        | 0             | 0          |
| 4+ DIV             | 2.4          | 15.5           | 25                | 17         | 8          | 0        | 0             | 12         |
| SUBTOTAL           | 100.6        | 242.9          | 231               | 120        | 103        | 8        | 9             | 161        |
| 2 AND 3 LN EXP     | 25.1         | 46.6           | 33                | 13         | 20         | 0        | 0             | 28         |
| 4+ DIV EXP         | 0.0          | 0.0            | 0                 | 0          | 0          | 0        | 0             | 0          |
| NON FWY            | 125.7        | 289.5          | 264               | 133        | 123        | 8        | 9             | 189        |
| FREEWAY            | 0.0          | 0.0            | 0                 | 0          | 0          | 0        | 0             | 0          |
| <b>TOTAL</b>       | <b>125.7</b> | <b>289.5</b>   | <b>264</b>        | <b>133</b> | <b>123</b> | <b>8</b> | <b>9</b>      | <b>189</b> |

**County Summary of Accidents**

**FOR 2011 PREPARED 11/20/13**

**TRAVEL AND ACCIDENT SUMMARY FOR BUT COUNTY**

| LANE<br>TYPE       | ROAD<br>MILES | TRAVEL<br>( MVM ) | A C C I D E N T S |     |        |       | V I C T I M S |         |
|--------------------|---------------|-------------------|-------------------|-----|--------|-------|---------------|---------|
|                    |               |                   | TOTAL             | PDO | INJURY | FATAL | KILLED        | INJURED |
| <i>RURAL AREAS</i> |               |                   |                   |     |        |       |               |         |
| 2 AND 3 LN         | 64.8          | 141.6             | 80                | 42  | 35     | 3     | 3             | 51      |
| 4+ UND             | 0.7           | 0.0               | 1                 | 1   | 0      | 0     | 0             | 0       |
| 4+ DIV             | 0.0           | 0.0               | 0                 | 0   | 0      | 0     | 0             | 0       |
| SUBTOTAL           | 65.4          | 141.6             | 81                | 43  | 35     | 3     | 3             | 51      |
| 2 AND 3 LN EXP     | 36.7          | 59.4              | 20                | 11  | 8      | 1     | 1             | 10      |
| 4+ DIV EXP         | 15.6          | 58.8              | 21                | 11  | 9      | 1     | 1             | 17      |
| NON FWY            | 117.8         | 259.8             | 122               | 65  | 52     | 5     | 5             | 78      |
| FREEWAY            | 1.8           | 8.9               | 3                 | 3   | 0      | 0     | 0             | 0       |
| TOTAL              | 119.5         | 268.7             | 125               | 68  | 52     | 5     | 5             | 78      |
| <i>URBAN AREAS</i> |               |                   |                   |     |        |       |               |         |
| 2 AND 3 LN         | 32.1          | 119.7             | 120               | 68  | 51     | 1     | 1             | 62      |
| 4+ UND             | 1.0           | 7.3               | 19                | 11  | 7      | 1     | 1             | 7       |
| 4+ DIV             | 4.7           | 31.9              | 30                | 12  | 17     | 1     | 1             | 23      |
| SUBTOTAL           | 37.7          | 158.9             | 169               | 91  | 75     | 3     | 3             | 92      |
| 2 AND 3 LN EXP     | 8.7           | 34.3              | 23                | 8   | 15     | 0     | 0             | 24      |
| 4+ DIV EXP         | 4.5           | 44.8              | 29                | 20  | 9      | 0     | 0             | 12      |
| NON FWY            | 50.9          | 238.0             | 221               | 119 | 99     | 3     | 3             | 128     |
| FREEWAY            | 11.4          | 151.8             | 143               | 93  | 50     | 0     | 0             | 78      |
| TOTAL              | 62.4          | 389.8             | 364               | 212 | 149    | 3     | 3             | 206     |
| <i>COUNTYWIDE</i>  |               |                   |                   |     |        |       |               |         |
| 2 AND 3 LN         | 96.9          | 261.3             | 200               | 110 | 86     | 4     | 4             | 113     |
| 4+ UND             | 1.6           | 7.3               | 20                | 12  | 7      | 1     | 1             | 7       |
| 4+ DIV             | 4.7           | 31.9              | 30                | 12  | 17     | 1     | 1             | 23      |
| SUBTOTAL           | 103.2         | 300.5             | 250               | 134 | 110    | 6     | 6             | 143     |
| 2 AND 3 LN EXP     | 45.3          | 93.7              | 43                | 19  | 23     | 1     | 1             | 34      |
| 4+ DIV EXP         | 20.1          | 103.6             | 50                | 31  | 18     | 1     | 1             | 29      |
| NON FWY            | 168.7         | 497.8             | 343               | 184 | 151    | 8     | 8             | 206     |
| FREEWAY            | 13.2          | 160.6             | 146               | 96  | 50     | 0     | 0             | 78      |
| TOTAL              | 181.9         | 658.4             | 489               | 280 | 201    | 8     | 8             | 284     |

**County Summary of Accidents**

**FOR 2011 PREPARED 11/20/13**

**TRAVEL AND ACCIDENT SUMMARY FOR CAL COUNTY**

| LANE<br>TYPE       | ROAD<br>MILES | TRAVEL<br>( MVM ) | A C C I D E N T S |     |        |       | V I C T I M S |         |
|--------------------|---------------|-------------------|-------------------|-----|--------|-------|---------------|---------|
|                    |               |                   | TOTAL             | PDO | INJURY | FATAL | KILLED        | INJURED |
| <i>RURAL AREAS</i> |               |                   |                   |     |        |       |               |         |
| 2 AND 3 LN         | 121.6         | 240.2             | 205               | 96  | 103    | 6     | 6             | 147     |
| 4+ UND             | 0.3           | 0.7               | 0                 | 0   | 0      | 0     | 0             | 0       |
| 4+ DIV             | 0.0           | 0.0               | 0                 | 0   | 0      | 0     | 0             | 0       |
| SUBTOTAL           | 121.9         | 240.9             | 205               | 96  | 103    | 6     | 6             | 147     |
| 2 AND 3 LN EXP     | 28.3          | 36.2              | 5                 | 2   | 3      | 0     | 0             | 3       |
| 4+ DIV EXP         | 0.0           | 0.0               | 0                 | 0   | 0      | 0     | 0             | 0       |
| NON FWY            | 150.2         | 277.1             | 210               | 98  | 106    | 6     | 6             | 150     |
| FREEWAY            | 0.0           | 0.0               | 0                 | 0   | 0      | 0     | 0             | 0       |
| TOTAL              | 150.2         | 277.1             | 210               | 98  | 106    | 6     | 6             | 150     |
| <i>URBAN AREAS</i> |               |                   |                   |     |        |       |               |         |
| 2 AND 3 LN         | 0.0           | 0.0               | 0                 | 0   | 0      | 0     | 0             | 0       |
| 4+ UND             | 0.0           | 0.0               | 0                 | 0   | 0      | 0     | 0             | 0       |
| 4+ DIV             | 0.0           | 0.0               | 0                 | 0   | 0      | 0     | 0             | 0       |
| SUBTOTAL           | 0.0           | 0.0               | 0                 | 0   | 0      | 0     | 0             | 0       |
| 2 AND 3 LN EXP     | 0.0           | 0.0               | 0                 | 0   | 0      | 0     | 0             | 0       |
| 4+ DIV EXP         | 0.0           | 0.0               | 0                 | 0   | 0      | 0     | 0             | 0       |
| NON FWY            | 0.0           | 0.0               | 0                 | 0   | 0      | 0     | 0             | 0       |
| FREEWAY            | 0.0           | 0.0               | 0                 | 0   | 0      | 0     | 0             | 0       |
| TOTAL              | 0.0           | 0.0               | 0                 | 0   | 0      | 0     | 0             | 0       |
| <i>COUNTYWIDE</i>  |               |                   |                   |     |        |       |               |         |
| 2 AND 3 LN         | 121.6         | 240.2             | 205               | 96  | 103    | 6     | 6             | 147     |
| 4+ UND             | 0.3           | 0.7               | 0                 | 0   | 0      | 0     | 0             | 0       |
| 4+ DIV             | 0.0           | 0.0               | 0                 | 0   | 0      | 0     | 0             | 0       |
| SUBTOTAL           | 121.9         | 240.9             | 205               | 96  | 103    | 6     | 6             | 147     |
| 2 AND 3 LN EXP     | 28.3          | 36.2              | 5                 | 2   | 3      | 0     | 0             | 3       |
| 4+ DIV EXP         | 0.0           | 0.0               | 0                 | 0   | 0      | 0     | 0             | 0       |
| NON FWY            | 150.2         | 277.1             | 210               | 98  | 106    | 6     | 6             | 150     |
| FREEWAY            | 0.0           | 0.0               | 0                 | 0   | 0      | 0     | 0             | 0       |
| TOTAL              | 150.2         | 277.1             | 210               | 98  | 106    | 6     | 6             | 150     |



**County Summary of Accidents**

**FOR 2011 PREPARED 11/20/13**

**TRAVEL AND ACCIDENT SUMMARY FOR COL COUNTY**

| LANE TYPE          | ROAD MILES   | TRAVEL ( MVM ) | A C C I D E N T S |            |           |          | V I C T I M S |            |
|--------------------|--------------|----------------|-------------------|------------|-----------|----------|---------------|------------|
|                    |              |                | TOTAL             | PDO        | INJURY    | FATAL    | KILLED        | INJURED    |
| <i>RURAL AREAS</i> |              |                |                   |            |           |          |               |            |
| 2 AND 3 LN         | 72.1         | 87.2           | 53                | 28         | 25        | 0        | 0             | 34         |
| 4+ UND             | 1.4          | 2.6            | 0                 | 0          | 0         | 0        | 0             | 0          |
| 4+ DIV             | 0.0          | 0.0            | 0                 | 0          | 0         | 0        | 0             | 0          |
| SUBTOTAL           | 73.5         | 89.7           | 53                | 28         | 25        | 0        | 0             | 34         |
| 2 AND 3 LN EXP     | 2.0          | 6.9            | 4                 | 3          | 1         | 0        | 0             | 1          |
| 4+ DIV EXP         | 1.2          | 3.4            | 1                 | 1          | 0         | 0        | 0             | 0          |
| NON FWY            | 76.8         | 100.1          | 58                | 32         | 26        | 0        | 0             | 35         |
| FREEWAY            | 34.3         | 345.2          | 112               | 67         | 41        | 4        | 5             | 81         |
| <b>TOTAL</b>       | <b>111.1</b> | <b>445.3</b>   | <b>170</b>        | <b>99</b>  | <b>67</b> | <b>4</b> | <b>5</b>      | <b>116</b> |
| <i>URBAN AREAS</i> |              |                |                   |            |           |          |               |            |
| 2 AND 3 LN         | 2.9          | 12.2           | 4                 | 2          | 2         | 0        | 0             | 2          |
| 4+ UND             | 0.0          | 0.0            | 0                 | 0          | 0         | 0        | 0             | 0          |
| 4+ DIV             | 0.8          | 6.2            | 9                 | 5          | 4         | 0        | 0             | 8          |
| SUBTOTAL           | 3.7          | 18.4           | 13                | 7          | 6         | 0        | 0             | 10         |
| 2 AND 3 LN EXP     | 0.0          | 0.0            | 0                 | 0          | 0         | 0        | 0             | 0          |
| 4+ DIV EXP         | 0.0          | 0.0            | 0                 | 0          | 0         | 0        | 0             | 0          |
| NON FWY            | 3.7          | 18.4           | 13                | 7          | 6         | 0        | 0             | 10         |
| FREEWAY            | 0.0          | 0.0            | 0                 | 0          | 0         | 0        | 0             | 0          |
| <b>TOTAL</b>       | <b>3.7</b>   | <b>18.4</b>    | <b>13</b>         | <b>7</b>   | <b>6</b>  | <b>0</b> | <b>0</b>      | <b>10</b>  |
| <i>COUNTYWIDE</i>  |              |                |                   |            |           |          |               |            |
| 2 AND 3 LN         | 75.0         | 99.4           | 57                | 30         | 27        | 0        | 0             | 36         |
| 4+ UND             | 1.4          | 2.6            | 0                 | 0          | 0         | 0        | 0             | 0          |
| 4+ DIV             | 0.8          | 6.2            | 9                 | 5          | 4         | 0        | 0             | 8          |
| SUBTOTAL           | 77.2         | 108.1          | 66                | 35         | 31        | 0        | 0             | 44         |
| 2 AND 3 LN EXP     | 2.0          | 6.9            | 4                 | 3          | 1         | 0        | 0             | 1          |
| 4+ DIV EXP         | 1.2          | 3.4            | 1                 | 1          | 0         | 0        | 0             | 0          |
| NON FWY            | 80.5         | 118.5          | 71                | 39         | 32        | 0        | 0             | 45         |
| FREEWAY            | 34.3         | 345.2          | 112               | 67         | 41        | 4        | 5             | 81         |
| <b>TOTAL</b>       | <b>114.8</b> | <b>463.7</b>   | <b>183</b>        | <b>106</b> | <b>73</b> | <b>4</b> | <b>5</b>      | <b>126</b> |

**County Summary of Accidents**

**FOR 2011 PREPARED 11/20/13**

**TRAVEL AND ACCIDENT SUMMARY FOR CC COUNTY**

| LANE<br>TYPE       | ROAD<br>MILES | TRAVEL<br>( MVM ) | A C C I D E N T S |              |            |           | V I C T I M S |              |
|--------------------|---------------|-------------------|-------------------|--------------|------------|-----------|---------------|--------------|
|                    |               |                   | TOTAL             | PDO          | INJURY     | FATAL     | KILLED        | INJURED      |
| <i>RURAL AREAS</i> |               |                   |                   |              |            |           |               |              |
| 2 AND 3 LN         | 4.3           | 20.2              | 4                 | 3            | 0          | 1         | 1             | 2            |
| 4+ UND             | 0.0           | 0.0               | 0                 | 0            | 0          | 0         | 0             | 0            |
| 4+ DIV             | 0.0           | 0.0               | 0                 | 0            | 0          | 0         | 0             | 0            |
| SUBTOTAL           | 4.3           | 20.2              | 4                 | 3            | 0          | 1         | 1             | 2            |
| 2 AND 3 LN EXP     | 0.0           | 0.0               | 0                 | 0            | 0          | 0         | 0             | 0            |
| 4+ DIV EXP         | 0.0           | 0.0               | 0                 | 0            | 0          | 0         | 0             | 0            |
| NON FWY            | 4.3           | 20.2              | 4                 | 3            | 0          | 1         | 1             | 2            |
| FREEWAY            | 0.3           | 9.6               | 1                 | 1            | 0          | 0         | 0             | 0            |
| <b>TOTAL</b>       | <b>4.6</b>    | <b>29.8</b>       | <b>5</b>          | <b>4</b>     | <b>0</b>   | <b>1</b>  | <b>1</b>      | <b>2</b>     |
| <i>URBAN AREAS</i> |               |                   |                   |              |            |           |               |              |
| 2 AND 3 LN         | 12.6          | 73.7              | 30                | 14           | 16         | 0         | 0             | 25           |
| 4+ UND             | 2.1           | 15.6              | 57                | 50           | 7          | 0         | 0             | 12           |
| 4+ DIV             | 1.1           | 12.4              | 26                | 21           | 5          | 0         | 0             | 8            |
| SUBTOTAL           | 15.9          | 101.8             | 113               | 85           | 28         | 0         | 0             | 45           |
| 2 AND 3 LN EXP     | 0.1           | 1.3               | 0                 | 0            | 0          | 0         | 0             | 0            |
| 4+ DIV EXP         | 3.2           | 18.5              | 8                 | 4            | 4          | 0         | 0             | 4            |
| NON FWY            | 19.1          | 121.6             | 121               | 89           | 32         | 0         | 0             | 49           |
| FREEWAY            | 88.8          | 4,165.3           | 2,715             | 1,856        | 848        | 11        | 12            | 1,200        |
| <b>TOTAL</b>       | <b>107.9</b>  | <b>4,287.0</b>    | <b>2,836</b>      | <b>1,945</b> | <b>880</b> | <b>11</b> | <b>12</b>     | <b>1,249</b> |
| <i>COUNTYWIDE</i>  |               |                   |                   |              |            |           |               |              |
| 2 AND 3 LN         | 16.9          | 93.9              | 34                | 17           | 16         | 1         | 1             | 27           |
| 4+ UND             | 2.1           | 15.6              | 57                | 50           | 7          | 0         | 0             | 12           |
| 4+ DIV             | 1.1           | 12.4              | 26                | 21           | 5          | 0         | 0             | 8            |
| SUBTOTAL           | 20.2          | 122.0             | 117               | 88           | 28         | 1         | 1             | 47           |
| 2 AND 3 LN EXP     | 0.1           | 1.3               | 0                 | 0            | 0          | 0         | 0             | 0            |
| 4+ DIV EXP         | 3.2           | 18.5              | 8                 | 4            | 4          | 0         | 0             | 4            |
| NON FWY            | 23.4          | 141.8             | 125               | 92           | 32         | 1         | 1             | 51           |
| FREEWAY            | 89.1          | 4,174.9           | 2,716             | 1,857        | 848        | 11        | 12            | 1,200        |
| <b>TOTAL</b>       | <b>112.5</b>  | <b>4,316.8</b>    | <b>2,841</b>      | <b>1,949</b> | <b>880</b> | <b>12</b> | <b>13</b>     | <b>1,251</b> |

**County Summary of Accidents**

**FOR 2011 PREPARED 11/20/13**

**TRAVEL AND ACCIDENT SUMMARY FOR DN COUNTY**

| LANE<br>TYPE       | ROAD<br>MILES | TRAVEL<br>( MVM ) | A C C I D E N T S |           |           |          | V I C T I M S |            |
|--------------------|---------------|-------------------|-------------------|-----------|-----------|----------|---------------|------------|
|                    |               |                   | TOTAL             | PDO       | INJURY    | FATAL    | KILLED        | INJURED    |
| <i>RURAL AREAS</i> |               |                   |                   |           |           |          |               |            |
| 2 AND 3 LN         | 58.1          | 85.5              | 140               | 70        | 64        | 6        | 6             | 101        |
| 4+ UND             | 0.2           | 0.3               | 0                 | 0         | 0         | 0        | 0             | 0          |
| 4+ DIV             | 6.8           | 8.1               | 1                 | 1         | 0         | 0        | 0             | 0          |
| SUBTOTAL           | 65.0          | 93.9              | 141               | 71        | 64        | 6        | 6             | 101        |
| 2 AND 3 LN EXP     | 11.3          | 19.5              | 14                | 8         | 5         | 1        | 1             | 11         |
| 4+ DIV EXP         | 4.6           | 4.9               | 2                 | 2         | 0         | 0        | 0             | 0          |
| NON FWY            | 80.9          | 118.3             | 157               | 81        | 69        | 7        | 7             | 112        |
| FREEWAY            | 0.0           | 0.0               | 0                 | 0         | 0         | 0        | 0             | 0          |
| <b>TOTAL</b>       | <b>80.9</b>   | <b>118.3</b>      | <b>157</b>        | <b>81</b> | <b>69</b> | <b>7</b> | <b>7</b>      | <b>112</b> |
| <i>URBAN AREAS</i> |               |                   |                   |           |           |          |               |            |
| 2 AND 3 LN         | 0.4           | 0.6               | 4                 | 3         | 1         | 0        | 0             | 1          |
| 4+ UND             | 0.0           | 0.0               | 0                 | 0         | 0         | 0        | 0             | 0          |
| 4+ DIV             | 2.1           | 12.2              | 11                | 2         | 8         | 1        | 1             | 11         |
| SUBTOTAL           | 2.5           | 12.8              | 15                | 5         | 9         | 1        | 1             | 12         |
| 2 AND 3 LN EXP     | 4.5           | 10.7              | 5                 | 3         | 1         | 1        | 1             | 2          |
| 4+ DIV EXP         | 3.4           | 13.1              | 7                 | 3         | 4         | 0        | 0             | 8          |
| NON FWY            | 10.5          | 36.6              | 27                | 11        | 14        | 2        | 2             | 22         |
| FREEWAY            | 0.0           | 0.0               | 0                 | 0         | 0         | 0        | 0             | 0          |
| <b>TOTAL</b>       | <b>10.5</b>   | <b>36.6</b>       | <b>27</b>         | <b>11</b> | <b>14</b> | <b>2</b> | <b>2</b>      | <b>22</b>  |
| <i>COUNTYWIDE</i>  |               |                   |                   |           |           |          |               |            |
| 2 AND 3 LN         | 58.5          | 86.1              | 144               | 73        | 65        | 6        | 6             | 102        |
| 4+ UND             | 0.2           | 0.3               | 0                 | 0         | 0         | 0        | 0             | 0          |
| 4+ DIV             | 8.9           | 20.2              | 12                | 3         | 8         | 1        | 1             | 11         |
| SUBTOTAL           | 67.6          | 106.6             | 156               | 76        | 73        | 7        | 7             | 113        |
| 2 AND 3 LN EXP     | 15.8          | 30.3              | 19                | 11        | 6         | 2        | 2             | 13         |
| 4+ DIV EXP         | 8.0           | 18.1              | 9                 | 5         | 4         | 0        | 0             | 8          |
| NON FWY            | 91.4          | 155.0             | 184               | 92        | 83        | 9        | 9             | 134        |
| FREEWAY            | 0.0           | 0.0               | 0                 | 0         | 0         | 0        | 0             | 0          |
| <b>TOTAL</b>       | <b>91.4</b>   | <b>155.0</b>      | <b>184</b>        | <b>92</b> | <b>83</b> | <b>9</b> | <b>9</b>      | <b>134</b> |

**County Summary of Accidents**

**FOR 2011 PREPARED 11/20/13**

**TRAVEL AND ACCIDENT SUMMARY FOR ED COUNTY**

| LANE<br>TYPE       | ROAD<br>MILES | TRAVEL<br>( MVM ) | A C C I D E N T S |     |        |       | V I C T I M S |         |
|--------------------|---------------|-------------------|-------------------|-----|--------|-------|---------------|---------|
|                    |               |                   | TOTAL             | PDO | INJURY | FATAL | KILLED        | INJURED |
| <i>RURAL AREAS</i> |               |                   |                   |     |        |       |               |         |
| 2 AND 3 LN         | 89.4          | 207.7             | 191               | 112 | 77     | 2     | 2             | 106     |
| 4+ UND             | 5.0           | 22.8              | 13                | 12  | 1      | 0     | 0             | 2       |
| 4+ DIV             | 3.5           | 15.1              | 5                 | 4   | 1      | 0     | 0             | 1       |
| SUBTOTAL           | 97.9          | 245.7             | 209               | 128 | 79     | 2     | 2             | 109     |
| 2 AND 3 LN EXP     | 0.6           | 0.5               | 0                 | 0   | 0      | 0     | 0             | 0       |
| 4+ DIV EXP         | 4.5           | 27.1              | 26                | 20  | 6      | 0     | 0             | 10      |
| NON FWY            | 103.0         | 273.3             | 235               | 148 | 85     | 2     | 2             | 119     |
| FREEWAY            | 4.3           | 62.5              | 53                | 33  | 20     | 0     | 0             | 26      |
| TOTAL              | 107.3         | 335.8             | 288               | 181 | 105    | 2     | 2             | 145     |
| <i>URBAN AREAS</i> |               |                   |                   |     |        |       |               |         |
| 2 AND 3 LN         | 33.1          | 82.0              | 71                | 43  | 28     | 0     | 0             | 39      |
| 4+ UND             | 0.0           | 0.0               | 0                 | 0   | 0      | 0     | 0             | 0       |
| 4+ DIV             | 6.7           | 68.2              | 27                | 11  | 15     | 1     | 1             | 19      |
| SUBTOTAL           | 39.8          | 150.2             | 98                | 54  | 43     | 1     | 1             | 58      |
| 2 AND 3 LN EXP     | 0.0           | 0.0               | 0                 | 0   | 0      | 0     | 0             | 0       |
| 4+ DIV EXP         | 3.8           | 38.7              | 23                | 17  | 6      | 0     | 0             | 9       |
| NON FWY            | 43.6          | 188.9             | 121               | 71  | 49     | 1     | 1             | 67      |
| FREEWAY            | 21.2          | 326.5             | 174               | 112 | 61     | 1     | 1             | 86      |
| TOTAL              | 64.8          | 515.5             | 295               | 183 | 110    | 2     | 2             | 153     |
| <i>COUNTYWIDE</i>  |               |                   |                   |     |        |       |               |         |
| 2 AND 3 LN         | 122.5         | 289.8             | 262               | 155 | 105    | 2     | 2             | 145     |
| 4+ UND             | 5.0           | 22.8              | 13                | 12  | 1      | 0     | 0             | 2       |
| 4+ DIV             | 10.2          | 83.3              | 32                | 15  | 16     | 1     | 1             | 20      |
| SUBTOTAL           | 137.7         | 395.9             | 307               | 182 | 122    | 3     | 3             | 167     |
| 2 AND 3 LN EXP     | 0.6           | 0.5               | 0                 | 0   | 0      | 0     | 0             | 0       |
| 4+ DIV EXP         | 8.3           | 65.8              | 49                | 37  | 12     | 0     | 0             | 19      |
| NON FWY            | 146.6         | 462.3             | 356               | 219 | 134    | 3     | 3             | 186     |
| FREEWAY            | 25.6          | 389.0             | 227               | 145 | 81     | 1     | 1             | 112     |
| TOTAL              | 172.1         | 851.3             | 583               | 364 | 215    | 4     | 4             | 298     |

**County Summary of Accidents**

**FOR 2011 PREPARED 11/20/13**

**TRAVEL AND ACCIDENT SUMMARY FOR FRE COUNTY**

| LANE TYPE          | ROAD MILES   | TRAVEL ( MVM ) | A C C I D E N T S |              |            |           | V I C T I M S |              |
|--------------------|--------------|----------------|-------------------|--------------|------------|-----------|---------------|--------------|
|                    |              |                | TOTAL             | PDO          | INJURY     | FATAL     | KILLED        | INJURED      |
| <i>RURAL AREAS</i> |              |                |                   |              |            |           |               |              |
| 2 AND 3 LN         | 274.4        | 434.6          | 337               | 202          | 126        | 9         | 10            | 195          |
| 4+ UND             | 0.7          | 2.0            | 6                 | 5            | 1          | 0         | 0             | 2            |
| 4+ DIV             | 9.6          | 44.3           | 61                | 33           | 28         | 0         | 0             | 55           |
| SUBTOTAL           | 284.6        | 480.9          | 404               | 240          | 155        | 9         | 10            | 252          |
| 2 AND 3 LN EXP     | 8.5          | 36.7           | 37                | 18           | 16         | 3         | 3             | 37           |
| 4+ DIV EXP         | 5.0          | 12.3           | 2                 | 0            | 2          | 0         | 0             | 6            |
| NON FWY            | 298.1        | 530.0          | 443               | 258          | 173        | 12        | 13            | 295          |
| FREEWAY            | 66.2         | 803.5          | 208               | 145          | 61         | 2         | 2             | 130          |
| <b>TOTAL</b>       | <b>364.4</b> | <b>1,333.5</b> | <b>651</b>        | <b>403</b>   | <b>234</b> | <b>14</b> | <b>15</b>     | <b>425</b>   |
| <i>URBAN AREAS</i> |              |                |                   |              |            |           |               |              |
| 2 AND 3 LN         | 64.8         | 144.4          | 104               | 59           | 44         | 1         | 1             | 65           |
| 4+ UND             | 3.6          | 11.3           | 28                | 18           | 10         | 0         | 0             | 13           |
| 4+ DIV             | 7.8          | 33.6           | 11                | 6            | 5          | 0         | 0             | 9            |
| SUBTOTAL           | 76.2         | 189.3          | 143               | 83           | 59         | 1         | 1             | 87           |
| 2 AND 3 LN EXP     | 10.7         | 15.9           | 7                 | 5            | 2          | 0         | 0             | 2            |
| 4+ DIV EXP         | 3.5          | 33.8           | 24                | 17           | 7          | 0         | 0             | 13           |
| NON FWY            | 90.4         | 239.0          | 174               | 105          | 68         | 1         | 1             | 102          |
| FREEWAY            | 79.1         | 1,959.5        | 1,631             | 1,011        | 610        | 10        | 10            | 946          |
| <b>TOTAL</b>       | <b>169.5</b> | <b>2,198.5</b> | <b>1,805</b>      | <b>1,116</b> | <b>678</b> | <b>11</b> | <b>11</b>     | <b>1,048</b> |
| <i>COUNTYWIDE</i>  |              |                |                   |              |            |           |               |              |
| 2 AND 3 LN         | 339.1        | 579.0          | 441               | 261          | 170        | 10        | 11            | 260          |
| 4+ UND             | 4.3          | 13.3           | 34                | 23           | 11         | 0         | 0             | 15           |
| 4+ DIV             | 17.4         | 77.9           | 72                | 39           | 33         | 0         | 0             | 64           |
| SUBTOTAL           | 360.8        | 670.2          | 547               | 323          | 214        | 10        | 11            | 339          |
| 2 AND 3 LN EXP     | 19.2         | 52.6           | 44                | 23           | 18         | 3         | 3             | 39           |
| 4+ DIV EXP         | 8.5          | 46.2           | 26                | 17           | 9          | 0         | 0             | 19           |
| NON FWY            | 388.5        | 768.9          | 617               | 363          | 241        | 13        | 14            | 397          |
| FREEWAY            | 145.4        | 2,763.0        | 1,839             | 1,156        | 671        | 12        | 12            | 1,076        |
| <b>TOTAL</b>       | <b>533.9</b> | <b>3,531.9</b> | <b>2,456</b>      | <b>1,519</b> | <b>912</b> | <b>25</b> | <b>26</b>     | <b>1,473</b> |

**County Summary of Accidents**

**FOR 2011 PREPARED 11/20/13**

**TRAVEL AND ACCIDENT SUMMARY FOR GLE COUNTY**

| LANE TYPE          | ROAD MILES   | TRAVEL ( MVM ) | A C C I D E N T S |            |           |          | V I C T I M S |           |
|--------------------|--------------|----------------|-------------------|------------|-----------|----------|---------------|-----------|
|                    |              |                | TOTAL             | PDO        | INJURY    | FATAL    | KILLED        | INJURED   |
| <i>RURAL AREAS</i> |              |                |                   |            |           |          |               |           |
| 2 AND 3 LN         | 72.2         | 64.4           | 58                | 32         | 25        | 1        | 2             | 35        |
| 4+ UND             | 0.0          | 0.0            | 0                 | 0          | 0         | 0        | 0             | 0         |
| 4+ DIV             | 0.0          | 0.0            | 0                 | 0          | 0         | 0        | 0             | 0         |
| SUBTOTAL           | 72.2         | 64.4           | 58                | 32         | 25        | 1        | 2             | 35        |
| 2 AND 3 LN EXP     | 0.0          | 0.0            | 0                 | 0          | 0         | 0        | 0             | 0         |
| 4+ DIV EXP         | 0.0          | 0.0            | 0                 | 0          | 0         | 0        | 0             | 0         |
| NON FWY            | 72.2         | 64.4           | 58                | 32         | 25        | 1        | 2             | 35        |
| FREEWAY            | 21.7         | 190.3          | 48                | 37         | 11        | 0        | 0             | 15        |
| <b>TOTAL</b>       | <b>94.0</b>  | <b>254.7</b>   | <b>106</b>        | <b>69</b>  | <b>36</b> | <b>1</b> | <b>2</b>      | <b>50</b> |
| <i>URBAN AREAS</i> |              |                |                   |            |           |          |               |           |
| 2 AND 3 LN         | 7.9          | 15.7           | 17                | 12         | 5         | 0        | 0             | 8         |
| 4+ UND             | 1.2          | 3.7            | 9                 | 6          | 3         | 0        | 0             | 4         |
| 4+ DIV             | 0.1          | 0.2            | 1                 | 1          | 0         | 0        | 0             | 0         |
| SUBTOTAL           | 9.2          | 19.7           | 27                | 19         | 8         | 0        | 0             | 12        |
| 2 AND 3 LN EXP     | 0.0          | 0.0            | 0                 | 0          | 0         | 0        | 0             | 0         |
| 4+ DIV EXP         | 0.0          | 0.0            | 0                 | 0          | 0         | 0        | 0             | 0         |
| NON FWY            | 9.2          | 19.7           | 27                | 19         | 8         | 0        | 0             | 12        |
| FREEWAY            | 7.1          | 60.9           | 24                | 19         | 4         | 1        | 1             | 7         |
| <b>TOTAL</b>       | <b>16.3</b>  | <b>80.5</b>    | <b>51</b>         | <b>38</b>  | <b>12</b> | <b>1</b> | <b>1</b>      | <b>19</b> |
| <i>COUNTYWIDE</i>  |              |                |                   |            |           |          |               |           |
| 2 AND 3 LN         | 80.1         | 80.1           | 75                | 44         | 30        | 1        | 2             | 43        |
| 4+ UND             | 1.2          | 3.7            | 9                 | 6          | 3         | 0        | 0             | 4         |
| 4+ DIV             | 0.1          | 0.2            | 1                 | 1          | 0         | 0        | 0             | 0         |
| SUBTOTAL           | 81.4         | 84.0           | 85                | 51         | 33        | 1        | 2             | 47        |
| 2 AND 3 LN EXP     | 0.0          | 0.0            | 0                 | 0          | 0         | 0        | 0             | 0         |
| 4+ DIV EXP         | 0.0          | 0.0            | 0                 | 0          | 0         | 0        | 0             | 0         |
| NON FWY            | 81.4         | 84.0           | 85                | 51         | 33        | 1        | 2             | 47        |
| FREEWAY            | 28.8         | 251.2          | 72                | 56         | 15        | 1        | 1             | 22        |
| <b>TOTAL</b>       | <b>110.2</b> | <b>335.2</b>   | <b>157</b>        | <b>107</b> | <b>48</b> | <b>2</b> | <b>3</b>      | <b>69</b> |

**County Summary of Accidents**

**FOR 2011 PREPARED 11/20/13**

**TRAVEL AND ACCIDENT SUMMARY FOR HUM COUNTY**

| LANE<br>TYPE       | ROAD<br>MILES | TRAVEL<br>( MVM ) | A C C I D E N T S |     |        |       | V I C T I M S |         |
|--------------------|---------------|-------------------|-------------------|-----|--------|-------|---------------|---------|
|                    |               |                   | TOTAL             | PDO | INJURY | FATAL | KILLED        | INJURED |
| <i>RURAL AREAS</i> |               |                   |                   |     |        |       |               |         |
| 2 AND 3 LN         | 175.6         | 108.4             | 190               | 89  | 95     | 6     | 7             | 115     |
| 4+ UND             | 0.9           | 1.2               | 0                 | 0   | 0      | 0     | 0             | 0       |
| 4+ DIV             | 1.1           | 1.4               | 1                 | 0   | 1      | 0     | 0             | 1       |
| SUBTOTAL           | 177.6         | 111.0             | 191               | 89  | 96     | 6     | 7             | 116     |
| 2 AND 3 LN EXP     | 25.0          | 33.4              | 27                | 15  | 11     | 1     | 1             | 25      |
| 4+ DIV EXP         | 19.7          | 34.4              | 24                | 16  | 7      | 1     | 1             | 11      |
| NON FWY            | 222.3         | 178.8             | 242               | 120 | 114    | 8     | 9             | 152     |
| FREEWAY            | 66.5          | 183.9             | 125               | 73  | 45     | 7     | 8             | 68      |
| TOTAL              | 288.8         | 362.7             | 367               | 193 | 159    | 15    | 17            | 220     |
| <i>URBAN AREAS</i> |               |                   |                   |     |        |       |               |         |
| 2 AND 3 LN         | 4.3           | 4.6               | 20                | 7   | 13     | 0     | 0             | 16      |
| 4+ UND             | 0.3           | 2.9               | 6                 | 3   | 3      | 0     | 0             | 3       |
| 4+ DIV             | 6.3           | 55.8              | 156               | 90  | 64     | 2     | 2             | 82      |
| SUBTOTAL           | 10.9          | 63.4              | 182               | 100 | 80     | 2     | 2             | 101     |
| 2 AND 3 LN EXP     | 4.8           | 13.6              | 13                | 6   | 6      | 1     | 1             | 11      |
| 4+ DIV EXP         | 7.2           | 76.3              | 25                | 18  | 7      | 0     | 0             | 13      |
| NON FWY            | 22.8          | 153.3             | 220               | 124 | 93     | 3     | 3             | 125     |
| FREEWAY            | 24.8          | 190.4             | 133               | 101 | 28     | 4     | 4             | 37      |
| TOTAL              | 47.6          | 343.7             | 353               | 225 | 121    | 7     | 7             | 162     |
| <i>COUNTYWIDE</i>  |               |                   |                   |     |        |       |               |         |
| 2 AND 3 LN         | 179.9         | 113.0             | 210               | 96  | 108    | 6     | 7             | 131     |
| 4+ UND             | 1.2           | 4.1               | 6                 | 3   | 3      | 0     | 0             | 3       |
| 4+ DIV             | 7.4           | 57.3              | 157               | 90  | 65     | 2     | 2             | 83      |
| SUBTOTAL           | 188.4         | 174.4             | 373               | 189 | 176    | 8     | 9             | 217     |
| 2 AND 3 LN EXP     | 29.7          | 46.9              | 40                | 21  | 17     | 2     | 2             | 36      |
| 4+ DIV EXP         | 26.9          | 110.7             | 49                | 34  | 14     | 1     | 1             | 24      |
| NON FWY            | 245.1         | 332.1             | 462               | 244 | 207    | 11    | 12            | 277     |
| FREEWAY            | 91.4          | 374.3             | 258               | 174 | 73     | 11    | 12            | 105     |
| TOTAL              | 336.4         | 706.3             | 720               | 418 | 280    | 22    | 24            | 382     |

**County Summary of Accidents**

**FOR 2011 PREPARED 11/20/13**

**TRAVEL AND ACCIDENT SUMMARY FOR IMP COUNTY**

| LANE TYPE          | ROAD MILES   | TRAVEL ( MVM ) | A C C I D E N T S |            |            |          | V I C T I M S |            |
|--------------------|--------------|----------------|-------------------|------------|------------|----------|---------------|------------|
|                    |              |                | TOTAL             | PDO        | INJURY     | FATAL    | KILLED        | INJURED    |
| <i>RURAL AREAS</i> |              |                |                   |            |            |          |               |            |
| 2 AND 3 LN         | 207.6        | 171.0          | 80                | 40         | 39         | 1        | 1             | 59         |
| 4+ UND             | 1.0          | 1.5            | 1                 | 1          | 0          | 0        | 0             | 0          |
| 4+ DIV             | 4.2          | 19.6           | 1                 | 0          | 1          | 0        | 0             | 1          |
| SUBTOTAL           | 212.7        | 192.1          | 82                | 41         | 40         | 1        | 1             | 60         |
| 2 AND 3 LN EXP     | 1.0          | 2.7            | 0                 | 0          | 0          | 0        | 0             | 0          |
| 4+ DIV EXP         | 74.9         | 338.1          | 133               | 81         | 50         | 2        | 2             | 94         |
| NON FWY            | 288.5        | 533.0          | 215               | 122        | 90         | 3        | 3             | 154        |
| FREEWAY            | 90.0         | 435.3          | 136               | 63         | 70         | 3        | 3             | 96         |
| <b>TOTAL</b>       | <b>378.5</b> | <b>968.3</b>   | <b>351</b>        | <b>185</b> | <b>160</b> | <b>6</b> | <b>6</b>      | <b>250</b> |
| <i>URBAN AREAS</i> |              |                |                   |            |            |          |               |            |
| 2 AND 3 LN         | 11.3         | 32.6           | 12                | 6          | 5          | 1        | 2             | 10         |
| 4+ UND             | 3.3          | 20.3           | 9                 | 4          | 4          | 1        | 1             | 5          |
| 4+ DIV             | 10.7         | 76.4           | 34                | 14         | 20         | 0        | 0             | 28         |
| SUBTOTAL           | 25.3         | 129.3          | 55                | 24         | 29         | 2        | 3             | 43         |
| 2 AND 3 LN EXP     | 1.9          | 3.5            | 1                 | 1          | 0          | 0        | 0             | 0          |
| 4+ DIV EXP         | 11.7         | 74.6           | 37                | 12         | 25         | 0        | 0             | 49         |
| NON FWY            | 38.9         | 207.5          | 93                | 37         | 54         | 2        | 3             | 92         |
| FREEWAY            | 3.7          | 31.2           | 11                | 6          | 5          | 0        | 0             | 6          |
| <b>TOTAL</b>       | <b>42.6</b>  | <b>238.8</b>   | <b>104</b>        | <b>43</b>  | <b>59</b>  | <b>2</b> | <b>3</b>      | <b>98</b>  |
| <i>COUNTYWIDE</i>  |              |                |                   |            |            |          |               |            |
| 2 AND 3 LN         | 218.9        | 203.6          | 92                | 46         | 44         | 2        | 3             | 69         |
| 4+ UND             | 4.3          | 21.8           | 10                | 5          | 4          | 1        | 1             | 5          |
| 4+ DIV             | 14.9         | 96.0           | 35                | 14         | 21         | 0        | 0             | 29         |
| SUBTOTAL           | 238.0        | 321.4          | 137               | 65         | 69         | 3        | 4             | 103        |
| 2 AND 3 LN EXP     | 2.8          | 6.3            | 1                 | 1          | 0          | 0        | 0             | 0          |
| 4+ DIV EXP         | 86.5         | 412.8          | 170               | 93         | 75         | 2        | 2             | 143        |
| NON FWY            | 327.4        | 740.5          | 308               | 159        | 144        | 5        | 6             | 246        |
| FREEWAY            | 93.7         | 466.5          | 147               | 69         | 75         | 3        | 3             | 102        |
| <b>TOTAL</b>       | <b>421.1</b> | <b>1,207.0</b> | <b>455</b>        | <b>228</b> | <b>219</b> | <b>8</b> | <b>9</b>      | <b>348</b> |



**County Summary of Accidents**

**FOR 2011 PREPARED 11/20/13**

**TRAVEL AND ACCIDENT SUMMARY FOR INY COUNTY**

| LANE TYPE          | ROAD MILES | TRAVEL ( MVM ) | A C C I D E N T S |     |        |       | V I C T I M S |         |
|--------------------|------------|----------------|-------------------|-----|--------|-------|---------------|---------|
|                    |            |                | TOTAL             | PDO | INJURY | FATAL | KILLED        | INJURED |
| <i>RURAL AREAS</i> |            |                |                   |     |        |       |               |         |
| 2 AND 3 LN         | 301.2      | 91.6           | 69                | 45  | 21     | 3     | 3             | 28      |
| 4+ UND             | 25.4       | 58.1           | 32                | 20  | 11     | 1     | 1             | 13      |
| 4+ DIV             | 27.8       | 80.4           | 43                | 31  | 11     | 1     | 1             | 14      |
| SUBTOTAL           | 354.4      | 230.1          | 144               | 96  | 43     | 5     | 5             | 55      |
| 2 AND 3 LN EXP     | 9.0        | 15.3           | 5                 | 4   | 1      | 0     | 0             | 1       |
| 4+ DIV EXP         | 60.4       | 132.6          | 27                | 20  | 6      | 1     | 1             | 11      |
| NON FWY            | 423.9      | 377.9          | 176               | 120 | 50     | 6     | 6             | 67      |
| FREEWAY            | 0.0        | 0.0            | 0                 | 0   | 0      | 0     | 0             | 0       |
| TOTAL              | 423.9      | 377.9          | 176               | 120 | 50     | 6     | 6             | 67      |
| <i>URBAN AREAS</i> |            |                |                   |     |        |       |               |         |
| 2 AND 3 LN         | 0.5        | 0.1            | 0                 | 0   | 0      | 0     | 0             | 0       |
| 4+ UND             | 0.0        | 0.0            | 0                 | 0   | 0      | 0     | 0             | 0       |
| 4+ DIV             | 0.0        | 0.0            | 0                 | 0   | 0      | 0     | 0             | 0       |
| SUBTOTAL           | 0.5        | 0.1            | 0                 | 0   | 0      | 0     | 0             | 0       |
| 2 AND 3 LN EXP     | 0.0        | 0.0            | 0                 | 0   | 0      | 0     | 0             | 0       |
| 4+ DIV EXP         | 0.0        | 0.0            | 0                 | 0   | 0      | 0     | 0             | 0       |
| NON FWY            | 0.5        | 0.1            | 0                 | 0   | 0      | 0     | 0             | 0       |
| FREEWAY            | 0.0        | 0.0            | 0                 | 0   | 0      | 0     | 0             | 0       |
| TOTAL              | 0.5        | 0.1            | 0                 | 0   | 0      | 0     | 0             | 0       |
| <i>COUNTYWIDE</i>  |            |                |                   |     |        |       |               |         |
| 2 AND 3 LN         | 301.7      | 91.7           | 69                | 45  | 21     | 3     | 3             | 28      |
| 4+ UND             | 25.4       | 58.1           | 32                | 20  | 11     | 1     | 1             | 13      |
| 4+ DIV             | 27.8       | 80.4           | 43                | 31  | 11     | 1     | 1             | 14      |
| SUBTOTAL           | 354.9      | 230.2          | 144               | 96  | 43     | 5     | 5             | 55      |
| 2 AND 3 LN EXP     | 9.0        | 15.3           | 5                 | 4   | 1      | 0     | 0             | 1       |
| 4+ DIV EXP         | 60.4       | 132.6          | 27                | 20  | 6      | 1     | 1             | 11      |
| NON FWY            | 424.4      | 378.0          | 176               | 120 | 50     | 6     | 6             | 67      |
| FREEWAY            | 0.0        | 0.0            | 0                 | 0   | 0      | 0     | 0             | 0       |
| TOTAL              | 424.4      | 378.0          | 176               | 120 | 50     | 6     | 6             | 67      |

**County Summary of Accidents**

**FOR 2011 PREPARED 11/20/13**

**TRAVEL AND ACCIDENT SUMMARY FOR KER COUNTY**

| LANE<br>TYPE       | ROAD<br>MILES | TRAVEL<br>( MVM ) | A C C I D E N T S |       |        |       | V I C T I M S |         |
|--------------------|---------------|-------------------|-------------------|-------|--------|-------|---------------|---------|
|                    |               |                   | TOTAL             | PDO   | INJURY | FATAL | KILLED        | INJURED |
| <i>RURAL AREAS</i> |               |                   |                   |       |        |       |               |         |
| 2 AND 3 LN         | 387.7         | 625.6             | 513               | 300   | 207    | 6     | 9             | 316     |
| 4+ UND             | 3.8           | 6.1               | 5                 | 3     | 2      | 0     | 0             | 5       |
| 4+ DIV             | 38.0          | 115.4             | 38                | 26    | 12     | 0     | 0             | 15      |
| SUBTOTAL           | 429.5         | 747.1             | 556               | 329   | 221    | 6     | 9             | 336     |
| 2 AND 3 LN EXP     | 25.2          | 37.4              | 19                | 13    | 6      | 0     | 0             | 9       |
| 4+ DIV EXP         | 30.9          | 141.9             | 39                | 20    | 19     | 0     | 0             | 32      |
| NON FWY            | 485.6         | 926.4             | 614               | 362   | 246    | 6     | 9             | 377     |
| FREEWAY            | 156.5         | 1,770.9           | 687               | 464   | 213    | 10    | 15            | 390     |
| TOTAL              | 642.1         | 2,697.3           | 1,301             | 826   | 459    | 16    | 24            | 767     |
| <i>URBAN AREAS</i> |               |                   |                   |       |        |       |               |         |
| 2 AND 3 LN         | 99.0          | 278.5             | 248               | 155   | 86     | 7     | 8             | 143     |
| 4+ UND             | 2.8           | 20.5              | 18                | 12    | 6      | 0     | 0             | 10      |
| 4+ DIV             | 28.5          | 204.6             | 318               | 188   | 126    | 4     | 4             | 195     |
| SUBTOTAL           | 130.3         | 503.6             | 584               | 355   | 218    | 11    | 12            | 348     |
| 2 AND 3 LN EXP     | 2.1           | 9.3               | 9                 | 3     | 6      | 0     | 0             | 10      |
| 4+ DIV EXP         | 6.6           | 19.2              | 8                 | 4     | 4      | 0     | 0             | 6       |
| NON FWY            | 139.0         | 532.1             | 601               | 362   | 228    | 11    | 12            | 364     |
| FREEWAY            | 86.3          | 1,496.3           | 1,119             | 816   | 293    | 10    | 11            | 441     |
| TOTAL              | 225.3         | 2,028.4           | 1,720             | 1,178 | 521    | 21    | 23            | 805     |
| <i>COUNTYWIDE</i>  |               |                   |                   |       |        |       |               |         |
| 2 AND 3 LN         | 486.7         | 904.1             | 761               | 455   | 293    | 13    | 17            | 459     |
| 4+ UND             | 6.6           | 26.6              | 23                | 15    | 8      | 0     | 0             | 15      |
| 4+ DIV             | 66.5          | 320.0             | 356               | 214   | 138    | 4     | 4             | 210     |
| SUBTOTAL           | 559.8         | 1,250.7           | 1,140             | 684   | 439    | 17    | 21            | 684     |
| 2 AND 3 LN EXP     | 27.3          | 46.7              | 28                | 16    | 12     | 0     | 0             | 19      |
| 4+ DIV EXP         | 37.5          | 161.1             | 47                | 24    | 23     | 0     | 0             | 38      |
| NON FWY            | 624.5         | 1,458.5           | 1,215             | 724   | 474    | 17    | 21            | 741     |
| FREEWAY            | 242.9         | 3,267.1           | 1,806             | 1,280 | 506    | 20    | 26            | 831     |
| TOTAL              | 867.4         | 4,725.7           | 3,021             | 2,004 | 980    | 37    | 47            | 1,572   |

**County Summary of Accidents**

**FOR 2011 PREPARED 11/20/13**

**TRAVEL AND ACCIDENT SUMMARY FOR KIN COUNTY**

| LANE<br>TYPE       | ROAD<br>MILES | TRAVEL<br>( MVM ) | A C C I D E N T S |            |            |          | V I C T I M S |            |
|--------------------|---------------|-------------------|-------------------|------------|------------|----------|---------------|------------|
|                    |               |                   | TOTAL             | PDO        | INJURY     | FATAL    | KILLED        | INJURED    |
| <i>RURAL AREAS</i> |               |                   |                   |            |            |          |               |            |
| 2 AND 3 LN         | 66.1          | 168.6             | 78                | 45         | 32         | 1        | 1             | 52         |
| 4+ UND             | 0.1           | 0.8               | 0                 | 0          | 0          | 0        | 0             | 0          |
| 4+ DIV             | 1.4           | 6.1               | 11                | 8          | 3          | 0        | 0             | 3          |
| SUBTOTAL           | 67.5          | 175.5             | 89                | 53         | 35         | 1        | 1             | 55         |
| 2 AND 3 LN EXP     | 9.7           | 22.7              | 12                | 3          | 9          | 0        | 0             | 14         |
| 4+ DIV EXP         | 5.9           | 38.1              | 26                | 14         | 11         | 1        | 1             | 16         |
| NON FWY            | 83.2          | 236.3             | 127               | 70         | 55         | 2        | 2             | 85         |
| FREEWAY            | 23.7          | 271.1             | 83                | 54         | 26         | 3        | 3             | 45         |
| <b>TOTAL</b>       | <b>106.9</b>  | <b>507.4</b>      | <b>210</b>        | <b>124</b> | <b>81</b>  | <b>5</b> | <b>5</b>      | <b>130</b> |
| <i>URBAN AREAS</i> |               |                   |                   |            |            |          |               |            |
| 2 AND 3 LN         | 15.7          | 30.5              | 22                | 11         | 10         | 1        | 1             | 19         |
| 4+ UND             | 0.2           | 0.2               | 0                 | 0          | 0          | 0        | 0             | 0          |
| 4+ DIV             | 0.0           | 0.0               | 0                 | 0          | 0          | 0        | 0             | 0          |
| SUBTOTAL           | 15.8          | 30.7              | 22                | 11         | 10         | 1        | 1             | 19         |
| 2 AND 3 LN EXP     | 9.6           | 26.8              | 20                | 10         | 10         | 0        | 0             | 21         |
| 4+ DIV EXP         | 1.3           | 9.4               | 13                | 8          | 5          | 0        | 0             | 12         |
| NON FWY            | 26.7          | 66.9              | 55                | 29         | 25         | 1        | 1             | 52         |
| FREEWAY            | 23.1          | 198.1             | 100               | 69         | 31         | 0        | 0             | 46         |
| <b>TOTAL</b>       | <b>49.8</b>   | <b>265.0</b>      | <b>155</b>        | <b>98</b>  | <b>56</b>  | <b>1</b> | <b>1</b>      | <b>98</b>  |
| <i>COUNTYWIDE</i>  |               |                   |                   |            |            |          |               |            |
| 2 AND 3 LN         | 81.7          | 199.1             | 100               | 56         | 42         | 2        | 2             | 71         |
| 4+ UND             | 0.3           | 1.0               | 0                 | 0          | 0          | 0        | 0             | 0          |
| 4+ DIV             | 1.4           | 6.1               | 11                | 8          | 3          | 0        | 0             | 3          |
| SUBTOTAL           | 83.3          | 206.2             | 111               | 64         | 45         | 2        | 2             | 74         |
| 2 AND 3 LN EXP     | 19.3          | 49.4              | 32                | 13         | 19         | 0        | 0             | 35         |
| 4+ DIV EXP         | 7.2           | 47.5              | 39                | 22         | 16         | 1        | 1             | 28         |
| NON FWY            | 109.8         | 303.2             | 182               | 99         | 80         | 3        | 3             | 137        |
| FREEWAY            | 46.9          | 469.2             | 183               | 123        | 57         | 3        | 3             | 91         |
| <b>TOTAL</b>       | <b>156.7</b>  | <b>772.4</b>      | <b>365</b>        | <b>222</b> | <b>137</b> | <b>6</b> | <b>6</b>      | <b>228</b> |

**County Summary of Accidents**  
**FOR 2011 PREPARED 11/20/13**

**TRAVEL AND ACCIDENT SUMMARY FOR LAK COUNTY**

| LANE TYPE          | ROAD MILES | TRAVEL ( MVM ) | A C C I D E N T S |     |        |       | V I C T I M S |         |
|--------------------|------------|----------------|-------------------|-----|--------|-------|---------------|---------|
|                    |            |                | TOTAL             | PDO | INJURY | FATAL | KILLED        | INJURED |
| <i>RURAL AREAS</i> |            |                |                   |     |        |       |               |         |
| 2 AND 3 LN         | 81.0       | 174.1          | 164               | 87  | 72     | 5     | 5             | 108     |
| 4+ UND             | 0.7        | 1.7            | 2                 | 1   | 1      | 0     | 0             | 2       |
| 4+ DIV             | 0.6        | 1.3            | 0                 | 0   | 0      | 0     | 0             | 0       |
| SUBTOTAL           | 82.3       | 177.0          | 166               | 88  | 73     | 5     | 5             | 110     |
| 2 AND 3 LN EXP     | 22.0       | 83.6           | 70                | 34  | 35     | 1     | 1             | 48      |
| 4+ DIV EXP         | 0.6        | 2.4            | 8                 | 6   | 2      | 0     | 0             | 5       |
| NON FWY            | 105.0      | 263.0          | 244               | 128 | 110    | 6     | 6             | 163     |
| FREEWAY            | 0.0        | 0.0            | 0                 | 0   | 0      | 0     | 0             | 0       |
| TOTAL              | 105.0      | 263.1          | 244               | 128 | 110    | 6     | 6             | 163     |
| <i>URBAN AREAS</i> |            |                |                   |     |        |       |               |         |
| 2 AND 3 LN         | 17.4       | 50.7           | 65                | 38  | 27     | 0     | 0             | 33      |
| 4+ UND             | 0.3        | 1.6            | 5                 | 2   | 3      | 0     | 0             | 4       |
| 4+ DIV             | 0.8        | 5.3            | 6                 | 3   | 3      | 0     | 0             | 3       |
| SUBTOTAL           | 18.6       | 57.6           | 76                | 43  | 33     | 0     | 0             | 40      |
| 2 AND 3 LN EXP     | 3.3        | 10.5           | 4                 | 2   | 2      | 0     | 0             | 3       |
| 4+ DIV EXP         | 2.5        | 14.8           | 7                 | 4   | 2      | 1     | 1             | 2       |
| NON FWY            | 24.3       | 82.8           | 87                | 49  | 37     | 1     | 1             | 45      |
| FREEWAY            | 6.4        | 27.2           | 12                | 10  | 2      | 0     | 0             | 2       |
| TOTAL              | 30.8       | 110.1          | 99                | 59  | 39     | 1     | 1             | 47      |
| <i>COUNTYWIDE</i>  |            |                |                   |     |        |       |               |         |
| 2 AND 3 LN         | 98.5       | 224.8          | 229               | 125 | 99     | 5     | 5             | 141     |
| 4+ UND             | 1.0        | 3.3            | 7                 | 3   | 4      | 0     | 0             | 6       |
| 4+ DIV             | 1.4        | 6.6            | 6                 | 3   | 3      | 0     | 0             | 3       |
| SUBTOTAL           | 100.9      | 234.6          | 242               | 131 | 106    | 5     | 5             | 150     |
| 2 AND 3 LN EXP     | 25.3       | 94.0           | 74                | 36  | 37     | 1     | 1             | 51      |
| 4+ DIV EXP         | 3.1        | 17.2           | 15                | 10  | 4      | 1     | 1             | 7       |
| NON FWY            | 129.3      | 345.9          | 331               | 177 | 147    | 7     | 7             | 208     |
| FREEWAY            | 6.4        | 27.3           | 12                | 10  | 2      | 0     | 0             | 2       |
| TOTAL              | 135.8      | 373.2          | 343               | 187 | 149    | 7     | 7             | 210     |

**County Summary of Accidents**

**FOR 2011 PREPARED 11/20/13**

**TRAVEL AND ACCIDENT SUMMARY FOR LAS COUNTY**

| LANE<br>TYPE       | ROAD<br>MILES | TRAVEL<br>( MVM ) | A C C I D E N T S |            |           |          | V I C T I M S |            |
|--------------------|---------------|-------------------|-------------------|------------|-----------|----------|---------------|------------|
|                    |               |                   | TOTAL             | PDO        | INJURY    | FATAL    | KILLED        | INJURED    |
| <i>RURAL AREAS</i> |               |                   |                   |            |           |          |               |            |
| 2 AND 3 LN         | 243.9         | 154.4             | 136               | 76         | 54        | 6        | 8             | 82         |
| 4+ UND             | 3.8           | 6.1               | 2                 | 2          | 0         | 0        | 0             | 0          |
| 4+ DIV             | 0.3           | 0.7               | 0                 | 0          | 0         | 0        | 0             | 0          |
| SUBTOTAL           | 248.1         | 161.2             | 138               | 78         | 54        | 6        | 8             | 82         |
| 2 AND 3 LN EXP     | 43.7          | 68.4              | 62                | 40         | 21        | 1        | 1             | 27         |
| 4+ DIV EXP         | 3.0           | 6.2               | 5                 | 3          | 2         | 0        | 0             | 2          |
| NON FWY            | 294.8         | 235.8             | 205               | 121        | 77        | 7        | 9             | 111        |
| FREEWAY            | 3.9           | 11.2              | 1                 | 1          | 0         | 0        | 0             | 0          |
| <b>TOTAL</b>       | <b>298.6</b>  | <b>247.0</b>      | <b>206</b>        | <b>122</b> | <b>77</b> | <b>7</b> | <b>9</b>      | <b>111</b> |
| <i>URBAN AREAS</i> |               |                   |                   |            |           |          |               |            |
| 2 AND 3 LN         | 3.1           | 6.1               | 8                 | 4          | 4         | 0        | 0             | 6          |
| 4+ UND             | 1.2           | 5.6               | 25                | 21         | 4         | 0        | 0             | 4          |
| 4+ DIV             | 0.5           | 2.4               | 22                | 16         | 6         | 0        | 0             | 8          |
| SUBTOTAL           | 4.8           | 14.1              | 55                | 41         | 14        | 0        | 0             | 18         |
| 2 AND 3 LN EXP     | 0.0           | 0.0               | 0                 | 0          | 0         | 0        | 0             | 0          |
| 4+ DIV EXP         | 0.0           | 0.0               | 0                 | 0          | 0         | 0        | 0             | 0          |
| NON FWY            | 4.8           | 14.1              | 55                | 41         | 14        | 0        | 0             | 18         |
| FREEWAY            | 0.0           | 0.0               | 0                 | 0          | 0         | 0        | 0             | 0          |
| <b>TOTAL</b>       | <b>4.8</b>    | <b>14.1</b>       | <b>55</b>         | <b>41</b>  | <b>14</b> | <b>0</b> | <b>0</b>      | <b>18</b>  |
| <i>COUNTYWIDE</i>  |               |                   |                   |            |           |          |               |            |
| 2 AND 3 LN         | 247.0         | 160.5             | 144               | 80         | 58        | 6        | 8             | 88         |
| 4+ UND             | 5.0           | 11.7              | 27                | 23         | 4         | 0        | 0             | 4          |
| 4+ DIV             | 0.9           | 3.1               | 22                | 16         | 6         | 0        | 0             | 8          |
| SUBTOTAL           | 252.9         | 175.3             | 193               | 119        | 68        | 6        | 8             | 100        |
| 2 AND 3 LN EXP     | 43.7          | 68.4              | 62                | 40         | 21        | 1        | 1             | 27         |
| 4+ DIV EXP         | 3.0           | 6.2               | 5                 | 3          | 2         | 0        | 0             | 2          |
| NON FWY            | 299.6         | 249.9             | 260               | 162        | 91        | 7        | 9             | 129        |
| FREEWAY            | 3.9           | 11.2              | 1                 | 1          | 0         | 0        | 0             | 0          |
| <b>TOTAL</b>       | <b>303.4</b>  | <b>261.1</b>      | <b>261</b>        | <b>163</b> | <b>91</b> | <b>7</b> | <b>9</b>      | <b>129</b> |

**County Summary of Accidents**

**FOR 2011 PREPARED 11/20/13**

**TRAVEL AND ACCIDENT SUMMARY FOR LA COUNTY**

| LANE TYPE          | ROAD MILES   | TRAVEL ( MVM )  | A C C I D E N T S |               |               |            | V I C T I M S |               |
|--------------------|--------------|-----------------|-------------------|---------------|---------------|------------|---------------|---------------|
|                    |              |                 | TOTAL             | PDO           | INJURY        | FATAL      | KILLED        | INJURED       |
| <i>RURAL AREAS</i> |              |                 |                   |               |               |            |               |               |
| 2 AND 3 LN         | 141.2        | 124.2           | 180               | 67            | 102           | 11         | 11            | 149           |
| 4+ UND             | 1.3          | 6.9             | 0                 | 0             | 0             | 0          | 0             | 0             |
| 4+ DIV             | 14.0         | 89.6            | 26                | 16            | 9             | 1          | 1             | 20            |
| SUBTOTAL           | 156.6        | 220.8           | 206               | 83            | 111           | 12         | 12            | 169           |
| 2 AND 3 LN EXP     | 0.0          | 0.0             | 0                 | 0             | 0             | 0          | 0             | 0             |
| 4+ DIV EXP         | 0.0          | 0.0             | 0                 | 0             | 0             | 0          | 0             | 0             |
| NON FWY            | 156.6        | 220.8           | 206               | 83            | 111           | 12         | 12            | 169           |
| FREEWAY            | 53.5         | 1,407.2         | 578               | 407           | 162           | 9          | 10            | 256           |
| <b>TOTAL</b>       | <b>210.1</b> | <b>1,627.9</b>  | <b>784</b>        | <b>490</b>    | <b>273</b>    | <b>21</b>  | <b>22</b>     | <b>425</b>    |
| <i>URBAN AREAS</i> |              |                 |                   |               |               |            |               |               |
| 2 AND 3 LN         | 17.0         | 85.0            | 111               | 58            | 52            | 1          | 1             | 74            |
| 4+ UND             | 10.1         | 132.1           | 167               | 84            | 83            | 0          | 0             | 115           |
| 4+ DIV             | 123.8        | 1,821.6         | 2,076             | 1,086         | 974           | 16         | 17            | 1,454         |
| SUBTOTAL           | 150.9        | 2,038.7         | 2,354             | 1,228         | 1,109         | 17         | 18            | 1,643         |
| 2 AND 3 LN EXP     | 0.0          | 0.0             | 0                 | 0             | 0             | 0          | 0             | 0             |
| 4+ DIV EXP         | 3.2          | 80.0            | 124               | 84            | 40            | 0          | 0             | 53            |
| NON FWY            | 154.2        | 2,118.7         | 2,478             | 1,312         | 1,149         | 17         | 18            | 1,696         |
| FREEWAY            | 483.1        | 35,128.5        | 37,214            | 26,387        | 10,705        | 122        | 134           | 15,425        |
| <b>TOTAL</b>       | <b>637.3</b> | <b>37,247.2</b> | <b>39,692</b>     | <b>27,699</b> | <b>11,854</b> | <b>139</b> | <b>152</b>    | <b>17,121</b> |
| <i>COUNTYWIDE</i>  |              |                 |                   |               |               |            |               |               |
| 2 AND 3 LN         | 158.2        | 209.2           | 291               | 125           | 154           | 12         | 12            | 223           |
| 4+ UND             | 11.4         | 139.0           | 167               | 84            | 83            | 0          | 0             | 115           |
| 4+ DIV             | 137.8        | 1,911.3         | 2,102             | 1,102         | 983           | 17         | 18            | 1,474         |
| SUBTOTAL           | 307.5        | 2,259.5         | 2,560             | 1,311         | 1,220         | 29         | 30            | 1,812         |
| 2 AND 3 LN EXP     | 0.0          | 0.0             | 0                 | 0             | 0             | 0          | 0             | 0             |
| 4+ DIV EXP         | 3.2          | 80.0            | 124               | 84            | 40            | 0          | 0             | 53            |
| NON FWY            | 310.7        | 2,339.5         | 2,684             | 1,395         | 1,260         | 29         | 30            | 1,865         |
| FREEWAY            | 536.6        | 36,535.7        | 37,792            | 26,794        | 10,867        | 131        | 144           | 15,681        |
| <b>TOTAL</b>       | <b>847.4</b> | <b>38,875.1</b> | <b>40,476</b>     | <b>28,189</b> | <b>12,127</b> | <b>160</b> | <b>174</b>    | <b>17,546</b> |

**County Summary of Accidents**

**FOR 2011 PREPARED 11/20/13**

**TRAVEL AND ACCIDENT SUMMARY FOR MAD COUNTY**

| LANE TYPE          | ROAD MILES   | TRAVEL ( MVM ) | A C C I D E N T S |            |            |           | V I C T I M S |            |
|--------------------|--------------|----------------|-------------------|------------|------------|-----------|---------------|------------|
|                    |              |                | TOTAL             | PDO        | INJURY     | FATAL     | KILLED        | INJURED    |
| <i>RURAL AREAS</i> |              |                |                   |            |            |           |               |            |
| 2 AND 3 LN         | 75.4         | 308.1          | 291               | 166        | 120        | 5         | 7             | 193        |
| 4+ UND             | 0.7          | 4.1            | 3                 | 1          | 2          | 0         | 0             | 3          |
| 4+ DIV             | 0:1          | 0.3            | 1                 | 0          | 1          | 0         | 0             | 1          |
| SUBTOTAL           | 76.1         | 312.4          | 295               | 167        | 123        | 5         | 7             | 197        |
| 2 AND 3 LN EXP     | 0.1          | 0.9            | 1                 | 1          | 0          | 0         | 0             | 0          |
| 4+ DIV EXP         | 16.0         | 98.2           | 23                | 10         | 12         | 1         | 1             | 25         |
| NON FWY            | 92.2         | 411.5          | 319               | 178        | 135        | 6         | 8             | 222        |
| FREEWAY            | 16.1         | 333.2          | 136               | 91         | 40         | 5         | 5             | 67         |
| <b>TOTAL</b>       | <b>108.3</b> | <b>744.7</b>   | <b>455</b>        | <b>269</b> | <b>175</b> | <b>11</b> | <b>13</b>     | <b>289</b> |
| <i>URBAN AREAS</i> |              |                |                   |            |            |           |               |            |
| 2 AND 3 LN         | 6.7          | 20.6           | 21                | 10         | 11         | 0         | 0             | 20         |
| 4+ UND             | 0.9          | 5.0            | 11                | 6          | 5          | 0         | 0             | 6          |
| 4+ DIV             | 1.6          | 8.3            | 9                 | 7          | 2          | 0         | 0             | 2          |
| SUBTOTAL           | 9.2          | 34.0           | 41                | 23         | 18         | 0         | 0             | 28         |
| 2 AND 3 LN EXP     | 0.0          | 0.3            | 0                 | 0          | 0          | 0         | 0             | 0          |
| 4+ DIV EXP         | 0.0          | 0.0            | 0                 | 0          | 0          | 0         | 0             | 0          |
| NON FWY            | 9.2          | 34.3           | 41                | 23         | 18         | 0         | 0             | 28         |
| FREEWAY            | 13.0         | 250.4          | 152               | 98         | 54         | 0         | 0             | 75         |
| <b>TOTAL</b>       | <b>22.2</b>  | <b>284.7</b>   | <b>193</b>        | <b>121</b> | <b>72</b>  | <b>0</b>  | <b>0</b>      | <b>103</b> |
| <i>COUNTYWIDE</i>  |              |                |                   |            |            |           |               |            |
| 2 AND 3 LN         | 82.1         | 328.7          | 312               | 176        | 131        | 5         | 7             | 213        |
| 4+ UND             | 1.6          | 9.1            | 14                | 7          | 7          | 0         | 0             | 9          |
| 4+ DIV             | 1.6          | 8.6            | 10                | 7          | 3          | 0         | 0             | 3          |
| SUBTOTAL           | 85.3         | 346.4          | 336               | 190        | 141        | 5         | 7             | 225        |
| 2 AND 3 LN EXP     | 0.1          | 1.2            | 1                 | 1          | 0          | 0         | 0             | 0          |
| 4+ DIV EXP         | 16.0         | 98.2           | 23                | 10         | 12         | 1         | 1             | 25         |
| NON FWY            | 101.4        | 445.8          | 360               | 201        | 153        | 6         | 8             | 250        |
| FREEWAY            | 29.0         | 583.6          | 288               | 189        | 94         | 5         | 5             | 142        |
| <b>TOTAL</b>       | <b>130.5</b> | <b>1,029.4</b> | <b>648</b>        | <b>390</b> | <b>247</b> | <b>11</b> | <b>13</b>     | <b>392</b> |

**County Summary of Accidents**

**FOR 2011 PREPARED 11/20/13**

**TRAVEL AND ACCIDENT SUMMARY FOR MRN COUNTY**

| LANE TYPE          | ROAD MILES | TRAVEL ( MVM ) | A C C I D E N T S |     |        |       | V I C T I M S |         |
|--------------------|------------|----------------|-------------------|-----|--------|-------|---------------|---------|
|                    |            |                | TOTAL             | PDO | INJURY | FATAL | KILLED        | INJURED |
| <i>RURAL AREAS</i> |            |                |                   |     |        |       |               |         |
| 2 AND 3 LN         | 44.5       | 39.4           | 51                | 19  | 32     | 0     | 0             | 40      |
| 4+ UND             | 0.0        | 0.0            | 0                 | 0   | 0      | 0     | 0             | 0       |
| 4+ DIV             | 0.0        | 0.0            | 0                 | 0   | 0      | 0     | 0             | 0       |
| SUBTOTAL           | 44.5       | 39.4           | 51                | 19  | 32     | 0     | 0             | 40      |
| 2 AND 3 LN EXP     | 0.0        | 0.0            | 0                 | 0   | 0      | 0     | 0             | 0       |
| 4+ DIV EXP         | 0.1        | 1.6            | 2                 | 1   | 1      | 0     | 0             | 1       |
| NON FWY            | 44.6       | 40.9           | 53                | 20  | 33     | 0     | 0             | 41      |
| FREEWAY            | 0.0        | 0.0            | 0                 | 0   | 0      | 0     | 0             | 0       |
| TOTAL              | 44.6       | 40.9           | 53                | 20  | 33     | 0     | 0             | 41      |
| <i>URBAN AREAS</i> |            |                |                   |     |        |       |               |         |
| 2 AND 3 LN         | 8.7        | 35.1           | 66                | 40  | 26     | 0     | 0             | 38      |
| 4+ UND             | 0.0        | 0.0            | 0                 | 0   | 0      | 0     | 0             | 0       |
| 4+ DIV             | 1.7        | 14.9           | 53                | 29  | 24     | 0     | 0             | 29      |
| SUBTOTAL           | 10.4       | 50.0           | 119               | 69  | 50     | 0     | 0             | 67      |
| 2 AND 3 LN EXP     | 0.0        | 0.0            | 0                 | 0   | 0      | 0     | 0             | 0       |
| 4+ DIV EXP         | 7.6        | 171.2          | 63                | 29  | 31     | 3     | 3             | 49      |
| NON FWY            | 18.0       | 221.3          | 182               | 98  | 81     | 3     | 3             | 116     |
| FREEWAY            | 27.9       | 1,287.7        | 767               | 504 | 263    | 0     | 0             | 362     |
| TOTAL              | 45.8       | 1,508.9        | 949               | 602 | 344    | 3     | 3             | 478     |
| <i>COUNTYWIDE</i>  |            |                |                   |     |        |       |               |         |
| 2 AND 3 LN         | 53.2       | 74.5           | 117               | 59  | 58     | 0     | 0             | 78      |
| 4+ UND             | 0.0        | 0.0            | 0                 | 0   | 0      | 0     | 0             | 0       |
| 4+ DIV             | 1.7        | 14.9           | 53                | 29  | 24     | 0     | 0             | 29      |
| SUBTOTAL           | 54.8       | 89.4           | 170               | 88  | 82     | 0     | 0             | 107     |
| 2 AND 3 LN EXP     | 0.0        | 0.0            | 0                 | 0   | 0      | 0     | 0             | 0       |
| 4+ DIV EXP         | 7.7        | 172.8          | 65                | 30  | 32     | 3     | 3             | 50      |
| NON FWY            | 62.6       | 262.2          | 235               | 118 | 114    | 3     | 3             | 157     |
| FREEWAY            | 27.9       | 1,287.7        | 767               | 504 | 263    | 0     | 0             | 362     |
| TOTAL              | 90.4       | 1,549.9        | 1,002             | 622 | 377    | 3     | 3             | 519     |



**County Summary of Accidents**

**FOR 2011 PREPARED 11/20/13**

**TRAVEL AND ACCIDENT SUMMARY FOR MPA COUNTY**

| LANE<br>TYPE       | ROAD<br>MILES | TRAVEL<br>( MVM ) | A C C I D E N T S |     |        |       | V I C T I M S |         |
|--------------------|---------------|-------------------|-------------------|-----|--------|-------|---------------|---------|
|                    |               |                   | TOTAL             | PDO | INJURY | FATAL | KILLED        | INJURED |
| <i>RURAL AREAS</i> |               |                   |                   |     |        |       |               |         |
| 2 AND 3 LN         | 95.2          | 66.6              | 112               | 67  | 42     | 3     | 3             | 67      |
| 4+ UND             | 0.3           | 0.3               | 1                 | 1   | 0      | 0     | 0             | 0       |
| 4+ DIV             | 2.5           | 2.7               | 3                 | 0   | 3      | 0     | 0             | 5       |
| SUBTOTAL           | 98.0          | 69.6              | 116               | 68  | 45     | 3     | 3             | 72      |
| 2 AND 3 LN EXP     | 19.1          | 34.5              | 30                | 20  | 10     | 0     | 0             | 19      |
| 4+ DIV EXP         | 0.0           | 0.0               | 0                 | 0   | 0      | 0     | 0             | 0       |
| NON FWY            | 117.1         | 104.1             | 146               | 88  | 55     | 3     | 3             | 91      |
| FREEWAY            | 0.0           | 0.0               | 0                 | 0   | 0      | 0     | 0             | 0       |
| TOTAL              | 117.1         | 104.1             | 146               | 88  | 55     | 3     | 3             | 91      |
| <i>URBAN AREAS</i> |               |                   |                   |     |        |       |               |         |
| 2 AND 3 LN         | 0.0           | 0.0               | 0                 | 0   | 0      | 0     | 0             | 0       |
| 4+ UND             | 0.0           | 0.0               | 0                 | 0   | 0      | 0     | 0             | 0       |
| 4+ DIV             | 0.0           | 0.0               | 0                 | 0   | 0      | 0     | 0             | 0       |
| SUBTOTAL           | 0.0           | 0.0               | 0                 | 0   | 0      | 0     | 0             | 0       |
| 2 AND 3 LN EXP     | 0.0           | 0.0               | 0                 | 0   | 0      | 0     | 0             | 0       |
| 4+ DIV EXP         | 0.0           | 0.0               | 0                 | 0   | 0      | 0     | 0             | 0       |
| NON FWY            | 0.0           | 0.0               | 0                 | 0   | 0      | 0     | 0             | 0       |
| FREEWAY            | 0.0           | 0.0               | 0                 | 0   | 0      | 0     | 0             | 0       |
| TOTAL              | 0.0           | 0.0               | 0                 | 0   | 0      | 0     | 0             | 0       |
| <i>COUNTYWIDE</i>  |               |                   |                   |     |        |       |               |         |
| 2 AND 3 LN         | 95.2          | 66.6              | 112               | 67  | 42     | 3     | 3             | 67      |
| 4+ UND             | 0.3           | 0.3               | 1                 | 1   | 0      | 0     | 0             | 0       |
| 4+ DIV             | 2.5           | 2.7               | 3                 | 0   | 3      | 0     | 0             | 5       |
| SUBTOTAL           | 98.0          | 69.6              | 116               | 68  | 45     | 3     | 3             | 72      |
| 2 AND 3 LN EXP     | 19.1          | 34.5              | 30                | 20  | 10     | 0     | 0             | 19      |
| 4+ DIV EXP         | 0.0           | 0.0               | 0                 | 0   | 0      | 0     | 0             | 0       |
| NON FWY            | 117.1         | 104.1             | 146               | 88  | 55     | 3     | 3             | 91      |
| FREEWAY            | 0.0           | 0.0               | 0                 | 0   | 0      | 0     | 0             | 0       |
| TOTAL              | 117.1         | 104.1             | 146               | 88  | 55     | 3     | 3             | 91      |

**County Summary of Accidents**  
**FOR 2011 PREPARED 11/20/13**

**TRAVEL AND ACCIDENT SUMMARY FOR MEN COUNTY**

| LANE<br>TYPE       | ROAD<br>MILES | TRAVEL<br>( MVM ) | A C C I D E N T S |            |            |           | V I C T I M S |            |
|--------------------|---------------|-------------------|-------------------|------------|------------|-----------|---------------|------------|
|                    |               |                   | TOTAL             | PDO        | INJURY     | FATAL     | KILLED        | INJURED    |
| <i>RURAL AREAS</i> |               |                   |                   |            |            |           |               |            |
| 2 AND 3 LN         | 282.7         | 271.0             | 323               | 170        | 147        | 6         | 6             | 209        |
| 4+ UND             | 2.7           | 11.7              | 5                 | 2          | 3          | 0         | 0             | 5          |
| 4+ DIV             | 0.5           | 2.8               | 3                 | 2          | 1          | 0         | 0             | 1          |
| SUBTOTAL           | 286.0         | 285.5             | 331               | 174        | 151        | 6         | 6             | 215        |
| 2 AND 3 LN EXP     | 15.9          | 57.2              | 31                | 15         | 14         | 2         | 2             | 16         |
| 4+ DIV EXP         | 32.4          | 127.1             | 69                | 47         | 20         | 2         | 2             | 29         |
| NON FWY            | 334.3         | 469.8             | 431               | 236        | 185        | 10        | 10            | 260        |
| FREEWAY            | 11.7          | 25.7              | 14                | 11         | 2          | 1         | 1             | 5          |
| <b>TOTAL</b>       | <b>346.0</b>  | <b>495.6</b>      | <b>445</b>        | <b>247</b> | <b>187</b> | <b>11</b> | <b>11</b>     | <b>265</b> |
| <i>URBAN AREAS</i> |               |                   |                   |            |            |           |               |            |
| 2 AND 3 LN         | 14.5          | 47.2              | 68                | 47         | 20         | 1         | 1             | 30         |
| 4+ UND             | 0.3           | 1.5               | 7                 | 7          | 0          | 0         | 0             | 0          |
| 4+ DIV             | 4.1           | 24.2              | 32                | 21         | 11         | 0         | 0             | 21         |
| SUBTOTAL           | 18.9          | 72.9              | 107               | 75         | 31         | 1         | 1             | 51         |
| 2 AND 3 LN EXP     | 1.0           | 3.3               | 3                 | 3          | 0          | 0         | 0             | 0          |
| 4+ DIV EXP         | 1.8           | 12.1              | 9                 | 6          | 3          | 0         | 0             | 5          |
| NON FWY            | 21.7          | 88.3              | 119               | 84         | 34         | 1         | 1             | 56         |
| FREEWAY            | 14.0          | 114.5             | 68                | 50         | 18         | 0         | 0             | 24         |
| <b>TOTAL</b>       | <b>35.7</b>   | <b>202.8</b>      | <b>187</b>        | <b>134</b> | <b>52</b>  | <b>1</b>  | <b>1</b>      | <b>80</b>  |
| <i>COUNTYWIDE</i>  |               |                   |                   |            |            |           |               |            |
| 2 AND 3 LN         | 297.2         | 318.2             | 391               | 217        | 167        | 7         | 7             | 239        |
| 4+ UND             | 3.0           | 13.2              | 12                | 9          | 3          | 0         | 0             | 5          |
| 4+ DIV             | 4.6           | 27.0              | 35                | 23         | 12         | 0         | 0             | 22         |
| SUBTOTAL           | 304.9         | 358.4             | 438               | 249        | 182        | 7         | 7             | 266        |
| 2 AND 3 LN EXP     | 16.9          | 60.6              | 34                | 18         | 14         | 2         | 2             | 16         |
| 4+ DIV EXP         | 34.2          | 139.1             | 78                | 53         | 23         | 2         | 2             | 34         |
| NON FWY            | 356.0         | 558.1             | 550               | 320        | 219        | 11        | 11            | 316        |
| FREEWAY            | 25.7          | 140.2             | 82                | 61         | 20         | 1         | 1             | 29         |
| <b>TOTAL</b>       | <b>381.7</b>  | <b>698.3</b>      | <b>632</b>        | <b>381</b> | <b>239</b> | <b>12</b> | <b>12</b>     | <b>345</b> |

**County Summary of Accidents**

**FOR 2011 PREPARED 11/20/13**

**TRAVEL AND ACCIDENT SUMMARY FOR MER COUNTY**

| LANE<br>TYPE       | ROAD<br>MILES | TRAVEL<br>( MVM ) | A C C I D E N T S |            |            |           | V I C T I M S |            |
|--------------------|---------------|-------------------|-------------------|------------|------------|-----------|---------------|------------|
|                    |               |                   | TOTAL             | PDO        | INJURY     | FATAL     | KILLED        | INJURED    |
| <i>RURAL AREAS</i> |               |                   |                   |            |            |           |               |            |
| 2 AND 3 LN         | 123.6         | 213.1             | 248               | 160        | 84         | 4         | 5             | 141        |
| 4+ UND             | 0.3           | 1.6               | 8                 | 4          | 3          | 1         | 1             | 6          |
| 4+ DIV             | 0.3           | 1.1               | 6                 | 5          | 1          | 0         | 0             | 1          |
| SUBTOTAL           | 124.2         | 215.8             | 262               | 169        | 88         | 5         | 6             | 148        |
| 2 AND 3 LN EXP     | 0.0           | 0.0               | 0                 | 0          | 0          | 0         | 0             | 0          |
| 4+ DIV EXP         | 50.9          | 494.9             | 185               | 119        | 63         | 3         | 4             | 110        |
| NON FWY            | 175.1         | 710.7             | 447               | 288        | 151        | 8         | 10            | 258        |
| FREEWAY            | 34.9          | 445.9             | 151               | 98         | 51         | 2         | 3             | 93         |
| <b>TOTAL</b>       | <b>210.0</b>  | <b>1,156.6</b>    | <b>598</b>        | <b>386</b> | <b>202</b> | <b>10</b> | <b>13</b>     | <b>351</b> |
| <i>URBAN AREAS</i> |               |                   |                   |            |            |           |               |            |
| 2 AND 3 LN         | 16.7          | 45.1              | 94                | 48         | 44         | 2         | 2             | 85         |
| 4+ UND             | 1.8           | 9.2               | 10                | 5          | 5          | 0         | 0             | 7          |
| 4+ DIV             | 5.8           | 46.9              | 63                | 31         | 32         | 0         | 0             | 58         |
| SUBTOTAL           | 24.4          | 101.2             | 167               | 84         | 81         | 2         | 2             | 150        |
| 2 AND 3 LN EXP     | 0.0           | 0.0               | 0                 | 0          | 0          | 0         | 0             | 0          |
| 4+ DIV EXP         | 5.9           | 100.9             | 51                | 32         | 19         | 0         | 0             | 24         |
| NON FWY            | 30.2          | 202.1             | 218               | 116        | 100        | 2         | 2             | 174        |
| FREEWAY            | 16.5          | 328.2             | 190               | 136        | 53         | 1         | 1             | 83         |
| <b>TOTAL</b>       | <b>46.7</b>   | <b>530.3</b>      | <b>408</b>        | <b>252</b> | <b>153</b> | <b>3</b>  | <b>3</b>      | <b>257</b> |
| <i>COUNTYWIDE</i>  |               |                   |                   |            |            |           |               |            |
| 2 AND 3 LN         | 140.3         | 258.2             | 342               | 208        | 128        | 6         | 7             | 226        |
| 4+ UND             | 2.1           | 10.8              | 18                | 9          | 8          | 1         | 1             | 13         |
| 4+ DIV             | 6.1           | 48.0              | 69                | 36         | 33         | 0         | 0             | 59         |
| SUBTOTAL           | 148.6         | 317.0             | 429               | 253        | 169        | 7         | 8             | 298        |
| 2 AND 3 LN EXP     | 0.0           | 0.0               | 0                 | 0          | 0          | 0         | 0             | 0          |
| 4+ DIV EXP         | 56.7          | 595.8             | 236               | 151        | 82         | 3         | 4             | 134        |
| NON FWY            | 205.3         | 912.8             | 665               | 404        | 251        | 10        | 12            | 432        |
| FREEWAY            | 51.4          | 774.1             | 341               | 234        | 104        | 3         | 4             | 176        |
| <b>TOTAL</b>       | <b>256.7</b>  | <b>1,686.9</b>    | <b>1,006</b>      | <b>638</b> | <b>355</b> | <b>13</b> | <b>16</b>     | <b>608</b> |

**County Summary of Accidents**

**FOR 2011 PREPARED 11/20/13**

**TRAVEL AND ACCIDENT SUMMARY FOR MOD COUNTY**

| LANE TYPE          | ROAD MILES | TRAVEL ( MVM ) | A C C I D E N T S |     |        |       | V I C T I M S |         |
|--------------------|------------|----------------|-------------------|-----|--------|-------|---------------|---------|
|                    |            |                | TOTAL             | PDO | INJURY | FATAL | KILLED        | INJURED |
| <i>RURAL AREAS</i> |            |                |                   |     |        |       |               |         |
| 2 AND 3 LN         | 154.2      | 62.6           | 58                | 37  | 21     | 0     | 0             | 28      |
| 4+ UND             | 1.5        | 2.3            | 5                 | 5   | 0      | 0     | 0             | 0       |
| 4+ DIV             | 0.0        | 0.0            | 0                 | 0   | 0      | 0     | 0             | 0       |
| SUBTOTAL           | 155.7      | 64.9           | 63                | 42  | 21     | 0     | 0             | 28      |
| 2 AND 3 LN EXP     | 21.9       | 8.7            | 13                | 9   | 3      | 1     | 1             | 4       |
| 4+ DIV EXP         | 0.0        | 0.0            | 0                 | 0   | 0      | 0     | 0             | 0       |
| NON FWY            | 177.6      | 73.7           | 76                | 51  | 24     | 1     | 1             | 32      |
| FREEWAY            | 0.0        | 0.0            | 0                 | 0   | 0      | 0     | 0             | 0       |
| TOTAL              | 177.6      | 73.7           | 76                | 51  | 24     | 1     | 1             | 32      |
| <i>URBAN AREAS</i> |            |                |                   |     |        |       |               |         |
| 2 AND 3 LN         | 0.0        | 0.0            | 0                 | 0   | 0      | 0     | 0             | 0       |
| 4+ UND             | 0.0        | 0.0            | 0                 | 0   | 0      | 0     | 0             | 0       |
| 4+ DIV             | 0.0        | 0.0            | 0                 | 0   | 0      | 0     | 0             | 0       |
| SUBTOTAL           | 0.0        | 0.0            | 0                 | 0   | 0      | 0     | 0             | 0       |
| 2 AND 3 LN EXP     | 0.0        | 0.0            | 0                 | 0   | 0      | 0     | 0             | 0       |
| 4+ DIV EXP         | 0.0        | 0.0            | 0                 | 0   | 0      | 0     | 0             | 0       |
| NON FWY            | 0.0        | 0.0            | 0                 | 0   | 0      | 0     | 0             | 0       |
| FREEWAY            | 0.0        | 0.0            | 0                 | 0   | 0      | 0     | 0             | 0       |
| TOTAL              | 0.0        | 0.0            | 0                 | 0   | 0      | 0     | 0             | 0       |
| <i>COUNTYWIDE</i>  |            |                |                   |     |        |       |               |         |
| 2 AND 3 LN         | 154.2      | 62.6           | 58                | 37  | 21     | 0     | 0             | 28      |
| 4+ UND             | 1.5        | 2.3            | 5                 | 5   | 0      | 0     | 0             | 0       |
| 4+ DIV             | 0.0        | 0.0            | 0                 | 0   | 0      | 0     | 0             | 0       |
| SUBTOTAL           | 155.7      | 64.9           | 63                | 42  | 21     | 0     | 0             | 28      |
| 2 AND 3 LN EXP     | 21.9       | 8.7            | 13                | 9   | 3      | 1     | 1             | 4       |
| 4+ DIV EXP         | 0.0        | 0.0            | 0                 | 0   | 0      | 0     | 0             | 0       |
| NON FWY            | 177.6      | 73.7           | 76                | 51  | 24     | 1     | 1             | 32      |
| FREEWAY            | 0.0        | 0.0            | 0                 | 0   | 0      | 0     | 0             | 0       |
| TOTAL              | 177.6      | 73.7           | 76                | 51  | 24     | 1     | 1             | 32      |

**County Summary of Accidents**

**FOR 2011 PREPARED 11/20/13**

**TRAVEL AND ACCIDENT SUMMARY FOR MNO COUNTY**

| LANE TYPE          | ROAD MILES   | TRAVEL ( MVM ) | A C C I D E N T S |            |           |          | V I C T I M S |           |
|--------------------|--------------|----------------|-------------------|------------|-----------|----------|---------------|-----------|
|                    |              |                | TOTAL             | PDO        | INJURY    | FATAL    | KILLED        | INJURED   |
| <i>RURAL AREAS</i> |              |                |                   |            |           |          |               |           |
| 2 AND 3 LN         | 234.2        | 113.1          | 109               | 85         | 24        | 0        | 0             | 35        |
| 4+ UND             | 7.4          | 12.4           | 12                | 8          | 4         | 0        | 0             | 5         |
| 4+ DIV             | 32.8         | 55.1           | 53                | 39         | 13        | 1        | 1             | 21        |
| SUBTOTAL           | 274.4        | 180.6          | 174               | 132        | 41        | 1        | 1             | 61        |
| 2 AND 3 LN EXP     | 14.5         | 13.5           | 17                | 12         | 5         | 0        | 0             | 9         |
| 4+ DIV EXP         | 26.0         | 62.2           | 45                | 37         | 8         | 0        | 0             | 15        |
| NON FWY            | 314.8        | 256.3          | 236               | 181        | 54        | 1        | 1             | 85        |
| FREEWAY            | 0.0          | 0.0            | 0                 | 0          | 0         | 0        | 0             | 0         |
| <b>TOTAL</b>       | <b>314.8</b> | <b>256.3</b>   | <b>236</b>        | <b>181</b> | <b>54</b> | <b>1</b> | <b>1</b>      | <b>85</b> |
| <i>URBAN AREAS</i> |              |                |                   |            |           |          |               |           |
| 2 AND 3 LN         | 0.0          | 0.0            | 0                 | 0          | 0         | 0        | 0             | 0         |
| 4+ UND             | 0.0          | 0.0            | 0                 | 0          | 0         | 0        | 0             | 0         |
| 4+ DIV             | 0.0          | 0.0            | 0                 | 0          | 0         | 0        | 0             | 0         |
| SUBTOTAL           | 0.0          | 0.0            | 0                 | 0          | 0         | 0        | 0             | 0         |
| 2 AND 3 LN EXP     | 0.0          | 0.0            | 0                 | 0          | 0         | 0        | 0             | 0         |
| 4+ DIV EXP         | 0.0          | 0.0            | 0                 | 0          | 0         | 0        | 0             | 0         |
| NON FWY            | 0.0          | 0.0            | 0                 | 0          | 0         | 0        | 0             | 0         |
| FREEWAY            | 0.0          | 0.0            | 0                 | 0          | 0         | 0        | 0             | 0         |
| <b>TOTAL</b>       | <b>0.0</b>   | <b>0.0</b>     | <b>0</b>          | <b>0</b>   | <b>0</b>  | <b>0</b> | <b>0</b>      | <b>0</b>  |
| <i>COUNTYWIDE</i>  |              |                |                   |            |           |          |               |           |
| 2 AND 3 LN         | 234.2        | 113.1          | 109               | 85         | 24        | 0        | 0             | 35        |
| 4+ UND             | 7.4          | 12.4           | 12                | 8          | 4         | 0        | 0             | 5         |
| 4+ DIV             | 32.8         | 55.1           | 53                | 39         | 13        | 1        | 1             | 21        |
| SUBTOTAL           | 274.4        | 180.6          | 174               | 132        | 41        | 1        | 1             | 61        |
| 2 AND 3 LN EXP     | 14.5         | 13.5           | 17                | 12         | 5         | 0        | 0             | 9         |
| 4+ DIV EXP         | 26.0         | 62.2           | 45                | 37         | 8         | 0        | 0             | 15        |
| NON FWY            | 314.8        | 256.3          | 236               | 181        | 54        | 1        | 1             | 85        |
| FREEWAY            | 0.0          | 0.0            | 0                 | 0          | 0         | 0        | 0             | 0         |
| <b>TOTAL</b>       | <b>314.8</b> | <b>256.3</b>   | <b>236</b>        | <b>181</b> | <b>54</b> | <b>1</b> | <b>1</b>      | <b>85</b> |

**County Summary of Accidents**

**FOR 2011 PREPARED 11/20/13**

**TRAVEL AND ACCIDENT SUMMARY FOR MON COUNTY**

| LANE TYPE          | ROAD MILES   | TRAVEL ( MVM ) | A C C I D E N T S |              |            |           | V I C T I M S |            |
|--------------------|--------------|----------------|-------------------|--------------|------------|-----------|---------------|------------|
|                    |              |                | TOTAL             | PDO          | INJURY     | FATAL     | KILLED        | INJURED    |
| <i>RURAL AREAS</i> |              |                |                   |              |            |           |               |            |
| 2 AND 3 LN         | 129.5        | 220.5          | 225               | 143          | 78         | 4         | 4             | 119        |
| 4+ UND             | 0.1          | 0.8            | 3                 | 1            | 2          | 0         | 0             | 2          |
| 4+ DIV             | 0.0          | 0.2            | 0                 | 0            | 0          | 0         | 0             | 0          |
| SUBTOTAL           | 129.7        | 221.5          | 228               | 144          | 80         | 4         | 4             | 121        |
| 2 AND 3 LN EXP     | 0.6          | 3.9            | 3                 | 3            | 0          | 0         | 0             | 0          |
| 4+ DIV EXP         | 19.2         | 253.6          | 88                | 55           | 33         | 0         | 0             | 47         |
| NON FWY            | 149.4        | 479.0          | 319               | 202          | 113        | 4         | 4             | 168        |
| FREEWAY            | 54.8         | 455.4          | 136               | 93           | 38         | 5         | 6             | 63         |
| <b>TOTAL</b>       | <b>204.3</b> | <b>934.4</b>   | <b>455</b>        | <b>295</b>   | <b>151</b> | <b>9</b>  | <b>10</b>     | <b>231</b> |
| <i>URBAN AREAS</i> |              |                |                   |              |            |           |               |            |
| 2 AND 3 LN         | 24.7         | 192.2          | 319               | 209          | 107        | 3         | 3             | 154        |
| 4+ UND             | 3.3          | 33.2           | 47                | 34           | 12         | 1         | 1             | 15         |
| 4+ DIV             | 4.5          | 41.9           | 29                | 18           | 11         | 0         | 0             | 18         |
| SUBTOTAL           | 32.5         | 267.3          | 395               | 261          | 130        | 4         | 4             | 187        |
| 2 AND 3 LN EXP     | 0.0          | 0.0            | 0                 | 0            | 0          | 0         | 0             | 0          |
| 4+ DIV EXP         | 9.9          | 189.1          | 178               | 131          | 46         | 1         | 1             | 68         |
| NON FWY            | 42.4         | 456.3          | 573               | 392          | 176        | 5         | 5             | 255        |
| FREEWAY            | 38.7         | 625.4          | 457               | 340          | 116        | 1         | 1             | 179        |
| <b>TOTAL</b>       | <b>81.1</b>  | <b>1,081.7</b> | <b>1,030</b>      | <b>732</b>   | <b>292</b> | <b>6</b>  | <b>6</b>      | <b>434</b> |
| <i>COUNTYWIDE</i>  |              |                |                   |              |            |           |               |            |
| 2 AND 3 LN         | 154.3        | 412.8          | 544               | 352          | 185        | 7         | 7             | 273        |
| 4+ UND             | 3.4          | 34.0           | 50                | 35           | 14         | 1         | 1             | 17         |
| 4+ DIV             | 4.5          | 42.0           | 29                | 18           | 11         | 0         | 0             | 18         |
| SUBTOTAL           | 162.1        | 488.8          | 623               | 405          | 210        | 8         | 8             | 308        |
| 2 AND 3 LN EXP     | 0.6          | 3.9            | 3                 | 3            | 0          | 0         | 0             | 0          |
| 4+ DIV EXP         | 29.1         | 442.6          | 266               | 186          | 79         | 1         | 1             | 115        |
| NON FWY            | 191.9        | 935.3          | 892               | 594          | 289        | 9         | 9             | 423        |
| FREEWAY            | 93.5         | 1,080.8        | 593               | 433          | 154        | 6         | 7             | 242        |
| <b>TOTAL</b>       | <b>285.4</b> | <b>2,016.1</b> | <b>1,485</b>      | <b>1,027</b> | <b>443</b> | <b>15</b> | <b>16</b>     | <b>665</b> |

**County Summary of Accidents**

**FOR 2011 PREPARED 11/20/13**

**TRAVEL AND ACCIDENT SUMMARY FOR NAP COUNTY**

| LANE<br>TYPE       | ROAD<br>MILES | TRAVEL<br>( MVM ) | A C C I D E N T S |            |            |          | V I C T I M S |            |
|--------------------|---------------|-------------------|-------------------|------------|------------|----------|---------------|------------|
|                    |               |                   | TOTAL             | PDO        | INJURY     | FATAL    | KILLED        | INJURED    |
| <i>RURAL AREAS</i> |               |                   |                   |            |            |          |               |            |
| 2 AND 3 LN         | 69.9          | 178.3             | 253               | 150        | 103        | 0        | 0             | 145        |
| 4+ UND             | 0.1           | 0.4               | 1                 | 1          | 0          | 0        | 0             | 0          |
| 4+ DIV             | 0.3           | 6.3               | 30                | 15         | 15         | 0        | 0             | 23         |
| SUBTOTAL           | 70.4          | 185.0             | 284               | 166        | 118        | 0        | 0             | 168        |
| 2 AND 3 LN EXP     | 6.3           | 43.8              | 27                | 15         | 11         | 1        | 1             | 21         |
| 4+ DIV EXP         | 7.0           | 95.6              | 66                | 43         | 23         | 0        | 0             | 38         |
| NON FWY            | 83.8          | 324.4             | 377               | 224        | 152        | 1        | 1             | 227        |
| FREEWAY            | 0.0           | 0.0               | 0                 | 0          | 0          | 0        | 0             | 0          |
| <b>TOTAL</b>       | <b>83.8</b>   | <b>324.4</b>      | <b>377</b>        | <b>224</b> | <b>152</b> | <b>1</b> | <b>1</b>      | <b>227</b> |
| <i>URBAN AREAS</i> |               |                   |                   |            |            |          |               |            |
| 2 AND 3 LN         | 10.2          | 57.1              | 100               | 68         | 32         | 0        | 0             | 55         |
| 4+ UND             | 0.3           | 1.9               | 6                 | 4          | 2          | 0        | 0             | 2          |
| 4+ DIV             | 7.9           | 94.2              | 129               | 64         | 65         | 0        | 0             | 85         |
| SUBTOTAL           | 18.3          | 153.2             | 235               | 136        | 99         | 0        | 0             | 142        |
| 2 AND 3 LN EXP     | 0.0           | 0.4               | 2                 | 1          | 1          | 0        | 0             | 3          |
| 4+ DIV EXP         | 4.5           | 69.2              | 44                | 22         | 21         | 1        | 1             | 28         |
| NON FWY            | 22.9          | 222.8             | 281               | 159        | 121        | 1        | 1             | 173        |
| FREEWAY            | 5.3           | 126.6             | 52                | 33         | 18         | 1        | 1             | 25         |
| <b>TOTAL</b>       | <b>28.2</b>   | <b>349.4</b>      | <b>333</b>        | <b>192</b> | <b>139</b> | <b>2</b> | <b>2</b>      | <b>198</b> |
| <i>COUNTYWIDE</i>  |               |                   |                   |            |            |          |               |            |
| 2 AND 3 LN         | 80.1          | 235.4             | 353               | 218        | 135        | 0        | 0             | 200        |
| 4+ UND             | 0.4           | 2.3               | 7                 | 5          | 2          | 0        | 0             | 2          |
| 4+ DIV             | 8.2           | 100.5             | 159               | 79         | 80         | 0        | 0             | 108        |
| SUBTOTAL           | 88.7          | 338.2             | 519               | 302        | 217        | 0        | 0             | 310        |
| 2 AND 3 LN EXP     | 6.4           | 44.1              | 29                | 16         | 12         | 1        | 1             | 24         |
| 4+ DIV EXP         | 11.6          | 164.9             | 110               | 65         | 44         | 1        | 1             | 66         |
| NON FWY            | 106.7         | 547.2             | 658               | 383        | 273        | 2        | 2             | 400        |
| FREEWAY            | 5.3           | 126.6             | 52                | 33         | 18         | 1        | 1             | 25         |
| <b>TOTAL</b>       | <b>111.9</b>  | <b>673.8</b>      | <b>710</b>        | <b>416</b> | <b>291</b> | <b>3</b> | <b>3</b>      | <b>425</b> |

**County Summary of Accidents**

**FOR 2011 PREPARED 11/20/13**

**TRAVEL AND ACCIDENT SUMMARY FOR NEV COUNTY**

| LANE<br>TYPE       | ROAD<br>MILES | TRAVEL<br>( MVM ) | A C C I D E N T S |            |            |          | V I C T I M S |            |
|--------------------|---------------|-------------------|-------------------|------------|------------|----------|---------------|------------|
|                    |               |                   | TOTAL             | PDO        | INJURY     | FATAL    | KILLED        | INJURED    |
| <i>RURAL AREAS</i> |               |                   |                   |            |            |          |               |            |
| 2 AND 3 LN         | 51.6          | 80.8              | 99                | 51         | 45         | 3        | 4             | 67         |
| 4+ UND             | 1.0           | 6.7               | 4                 | 2          | 2          | 0        | 0             | 6          |
| 4+ DIV             | 0.3           | 1.7               | 5                 | 4          | 1          | 0        | 0             | 1          |
| SUBTOTAL           | 52.9          | 89.2              | 108               | 57         | 48         | 3        | 4             | 74         |
| 2 AND 3 LN EXP     | 6.3           | 45.3              | 29                | 16         | 12         | 1        | 1             | 17         |
| 4+ DIV EXP         | 1.0           | 11.5              | 4                 | 3          | 1          | 0        | 0             | 1          |
| NON FWY            | 60.2          | 146.1             | 141               | 76         | 61         | 4        | 5             | 92         |
| FREEWAY            | 19.9          | 157.7             | 138               | 88         | 50         | 0        | 0             | 76         |
| <b>TOTAL</b>       | <b>80.1</b>   | <b>303.9</b>      | <b>279</b>        | <b>164</b> | <b>111</b> | <b>4</b> | <b>5</b>      | <b>168</b> |
| <i>URBAN AREAS</i> |               |                   |                   |            |            |          |               |            |
| 2 AND 3 LN         | 15.8          | 88.3              | 94                | 62         | 32         | 0        | 0             | 61         |
| 4+ UND             | 0.4           | 3.3               | 4                 | 3          | 1          | 0        | 0             | 1          |
| 4+ DIV             | 0.4           | 3.7               | 2                 | 2          | 0          | 0        | 0             | 0          |
| SUBTOTAL           | 16.5          | 95.4              | 100               | 67         | 33         | 0        | 0             | 62         |
| 2 AND 3 LN EXP     | 8.6           | 29.4              | 20                | 8          | 12         | 0        | 0             | 19         |
| 4+ DIV EXP         | 2.1           | 21.7              | 15                | 7          | 8          | 0        | 0             | 8          |
| NON FWY            | 27.1          | 146.4             | 135               | 82         | 53         | 0        | 0             | 89         |
| FREEWAY            | 21.3          | 196.3             | 150               | 99         | 51         | 0        | 0             | 66         |
| <b>TOTAL</b>       | <b>48.4</b>   | <b>342.7</b>      | <b>285</b>        | <b>181</b> | <b>104</b> | <b>0</b> | <b>0</b>      | <b>155</b> |
| <i>COUNTYWIDE</i>  |               |                   |                   |            |            |          |               |            |
| 2 AND 3 LN         | 67.4          | 169.2             | 193               | 113        | 77         | 3        | 4             | 128        |
| 4+ UND             | 1.4           | 10.0              | 8                 | 5          | 3          | 0        | 0             | 7          |
| 4+ DIV             | 0.6           | 5.4               | 7                 | 6          | 1          | 0        | 0             | 1          |
| SUBTOTAL           | 69.4          | 184.6             | 208               | 124        | 81         | 3        | 4             | 136        |
| 2 AND 3 LN EXP     | 14.9          | 74.7              | 49                | 24         | 24         | 1        | 1             | 36         |
| 4+ DIV EXP         | 3.1           | 33.2              | 19                | 10         | 9          | 0        | 0             | 9          |
| NON FWY            | 87.3          | 292.6             | 276               | 158        | 114        | 4        | 5             | 181        |
| FREEWAY            | 41.1          | 354.0             | 288               | 187        | 101        | 0        | 0             | 142        |
| <b>TOTAL</b>       | <b>128.5</b>  | <b>646.6</b>      | <b>564</b>        | <b>345</b> | <b>215</b> | <b>4</b> | <b>5</b>      | <b>323</b> |



**County Summary of Accidents**

**FOR 2011 PREPARED 11/20/13**

**TRAVEL AND ACCIDENT SUMMARY FOR ORA COUNTY**

| LANE TYPE          | ROAD MILES | TRAVEL ( MVM ) | A C C I D E N T S |       |        |       | V I C T I M S |         |
|--------------------|------------|----------------|-------------------|-------|--------|-------|---------------|---------|
|                    |            |                | TOTAL             | PDO   | INJURY | FATAL | KILLED        | INJURED |
| <i>RURAL AREAS</i> |            |                |                   |       |        |       |               |         |
| 2 AND 3 LN         | 3.3        | 12.5           | 15                | 5     | 10     | 0     | 0             | 14      |
| 4+ UND             | 0.0        | 0.0            | 0                 | 0     | 0      | 0     | 0             | 0       |
| 4+ DIV             | 0.0        | 0.0            | 0                 | 0     | 0      | 0     | 0             | 0       |
| SUBTOTAL           | 3.3        | 12.5           | 15                | 5     | 10     | 0     | 0             | 14      |
| 2 AND 3 LN EXP     | 0.0        | 0.0            | 0                 | 0     | 0      | 0     | 0             | 0       |
| 4+ DIV EXP         | 0.0        | 0.0            | 0                 | 0     | 0      | 0     | 0             | 0       |
| NON FWY            | 3.3        | 12.5           | 15                | 5     | 10     | 0     | 0             | 14      |
| FREEWAY            | 0.0        | 0.0            | 0                 | 0     | 0      | 0     | 0             | 0       |
| TOTAL              | 3.3        | 12.5           | 15                | 5     | 10     | 0     | 0             | 14      |
| <i>URBAN AREAS</i> |            |                |                   |       |        |       |               |         |
| 2 AND 3 LN         | 20.2       | 161.5          | 153               | 73    | 79     | 1     | 1             | 109     |
| 4+ UND             | 1.9        | 29.5           | 97                | 68    | 29     | 0     | 0             | 40      |
| 4+ DIV             | 61.6       | 1,039.7        | 1,840             | 1,023 | 813    | 4     | 6             | 1,219   |
| SUBTOTAL           | 83.8       | 1,230.6        | 2,090             | 1,164 | 921    | 5     | 7             | 1,368   |
| 2 AND 3 LN EXP     | 0.0        | 0.6            | 0                 | 0     | 0      | 0     | 0             | 0       |
| 4+ DIV EXP         | 3.6        | 61.6           | 53                | 16    | 37     | 0     | 0             | 67      |
| NON FWY            | 87.5       | 1,292.9        | 2,143             | 1,180 | 958    | 5     | 7             | 1,435   |
| FREEWAY            | 186.9      | 12,945.7       | 11,119            | 7,884 | 3,203  | 32    | 36            | 4,530   |
| TOTAL              | 274.3      | 14,238.6       | 13,262            | 9,064 | 4,161  | 37    | 43            | 5,965   |
| <i>COUNTYWIDE</i>  |            |                |                   |       |        |       |               |         |
| 2 AND 3 LN         | 23.5       | 173.9          | 168               | 78    | 89     | 1     | 1             | 123     |
| 4+ UND             | 1.9        | 29.5           | 97                | 68    | 29     | 0     | 0             | 40      |
| 4+ DIV             | 61.6       | 1,039.7        | 1,840             | 1,023 | 813    | 4     | 6             | 1,219   |
| SUBTOTAL           | 87.1       | 1,243.1        | 2,105             | 1,169 | 931    | 5     | 7             | 1,382   |
| 2 AND 3 LN EXP     | 0.0        | 0.6            | 0                 | 0     | 0      | 0     | 0             | 0       |
| 4+ DIV EXP         | 3.6        | 61.6           | 53                | 16    | 37     | 0     | 0             | 67      |
| NON FWY            | 90.8       | 1,305.4        | 2,158             | 1,185 | 968    | 5     | 7             | 1,449   |
| FREEWAY            | 186.9      | 12,945.7       | 11,119            | 7,884 | 3,203  | 32    | 36            | 4,530   |
| TOTAL              | 277.6      | 14,251.0       | 13,277            | 9,069 | 4,171  | 37    | 43            | 5,979   |

**County Summary of Accidents**

**FOR 2011 PREPARED 11/20/13**

**TRAVEL AND ACCIDENT SUMMARY FOR PLA COUNTY**

| LANE TYPE          | ROAD MILES | TRAVEL ( MVM ) | A C C I D E N T S |     |        |       | V I C T I M S |         |
|--------------------|------------|----------------|-------------------|-----|--------|-------|---------------|---------|
|                    |            |                | TOTAL             | PDO | INJURY | FATAL | KILLED        | INJURED |
| <i>RURAL AREAS</i> |            |                |                   |     |        |       |               |         |
| 2 AND 3 LN         | 47.0       | 182.6          | 117               | 62  | 53     | 2     | 2             | 100     |
| 4+ UND             | 0.0        | 0.0            | 0                 | 0   | 0      | 0     | 0             | 0       |
| 4+ DIV             | 1.0        | 14.6           | 5                 | 3   | 2      | 0     | 0             | 3       |
| SUBTOTAL           | 47.9       | 197.2          | 122               | 65  | 55     | 2     | 2             | 103     |
| 2 AND 3 LN EXP     | 0.0        | 0.0            | 0                 | 0   | 0      | 0     | 0             | 0       |
| 4+ DIV EXP         | 0.1        | 0.8            | 0                 | 0   | 0      | 0     | 0             | 0       |
| NON FWY            | 48.0       | 198.0          | 122               | 65  | 55     | 2     | 2             | 103     |
| FREEWAY            | 46.3       | 465.2          | 299               | 208 | 88     | 3     | 3             | 139     |
| TOTAL              | 94.3       | 663.1          | 421               | 273 | 143    | 5     | 5             | 242     |
| <i>URBAN AREAS</i> |            |                |                   |     |        |       |               |         |
| 2 AND 3 LN         | 23.8       | 91.3           | 116               | 69  | 47     | 0     | 0             | 59      |
| 4+ UND             | 1.8        | 9.4            | 24                | 18  | 6      | 0     | 0             | 7       |
| 4+ DIV             | 4.4        | 44.9           | 45                | 29  | 13     | 3     | 3             | 26      |
| SUBTOTAL           | 30.0       | 145.7          | 185               | 116 | 66     | 3     | 3             | 92      |
| 2 AND 3 LN EXP     | 0.0        | 0.0            | 0                 | 0   | 0      | 0     | 0             | 0       |
| 4+ DIV EXP         | 3.8        | 48.5           | 126               | 85  | 41     | 0     | 0             | 59      |
| NON FWY            | 33.8       | 194.2          | 311               | 201 | 107    | 3     | 3             | 151     |
| FREEWAY            | 27.1       | 897.3          | 623               | 390 | 229    | 4     | 4             | 335     |
| TOTAL              | 60.9       | 1,091.5        | 934               | 591 | 336    | 7     | 7             | 486     |
| <i>COUNTYWIDE</i>  |            |                |                   |     |        |       |               |         |
| 2 AND 3 LN         | 70.8       | 273.9          | 233               | 131 | 100    | 2     | 2             | 159     |
| 4+ UND             | 1.8        | 9.4            | 24                | 18  | 6      | 0     | 0             | 7       |
| 4+ DIV             | 5.4        | 59.6           | 50                | 32  | 15     | 3     | 3             | 29      |
| SUBTOTAL           | 78.0       | 342.9          | 307               | 181 | 121    | 5     | 5             | 195     |
| 2 AND 3 LN EXP     | 0.0        | 0.0            | 0                 | 0   | 0      | 0     | 0             | 0       |
| 4+ DIV EXP         | 3.8        | 49.2           | 126               | 85  | 41     | 0     | 0             | 59      |
| NON FWY            | 81.8       | 392.2          | 433               | 266 | 162    | 5     | 5             | 254     |
| FREEWAY            | 73.3       | 1,362.4        | 922               | 598 | 317    | 7     | 7             | 474     |
| TOTAL              | 155.1      | 1,754.6        | 1,355             | 864 | 479    | 12    | 12            | 728     |

**County Summary of Accidents**

**FOR 2011 PREPARED 11/20/13**

**TRAVEL AND ACCIDENT SUMMARY FOR PLU COUNTY**

| LANE<br>TYPE       | ROAD<br>MILES | TRAVEL<br>( MVM ) | A C C I D E N T S |     |        |       | V I C T I M S |         |
|--------------------|---------------|-------------------|-------------------|-----|--------|-------|---------------|---------|
|                    |               |                   | TOTAL             | PDO | INJURY | FATAL | KILLED        | INJURED |
| <i>RURAL AREAS</i> |               |                   |                   |     |        |       |               |         |
| 2 AND 3 LN         | 138.7         | 100.7             | 114               | 66  | 41     | 7     | 8             | 65      |
| 4+ UND             | 2.9           | 3.6               | 3                 | 3   | 0      | 0     | 0             | 0       |
| 4+ DIV             | 4.1           | 9.9               | 19                | 14  | 5      | 0     | 0             | 7       |
| SUBTOTAL           | 145.7         | 114.2             | 136               | 83  | 46     | 7     | 8             | 72      |
| 2 AND 3 LN EXP     | 35.5          | 36.8              | 33                | 20  | 12     | 1     | 1             | 17      |
| 4+ DIV EXP         | 0.6           | 0.6               | 0                 | 0   | 0      | 0     | 0             | 0       |
| NON FWY            | 181.7         | 151.6             | 169               | 103 | 58     | 8     | 9             | 89      |
| FREEWAY            | 0.0           | 0.0               | 0                 | 0   | 0      | 0     | 0             | 0       |
| TOTAL              | 181.7         | 151.6             | 169               | 103 | 58     | 8     | 9             | 89      |
| <i>URBAN AREAS</i> |               |                   |                   |     |        |       |               |         |
| 2 AND 3 LN         | 0.0           | 0.0               | 0                 | 0   | 0      | 0     | 0             | 0       |
| 4+ UND             | 0.0           | 0.0               | 0                 | 0   | 0      | 0     | 0             | 0       |
| 4+ DIV             | 0.0           | 0.0               | 0                 | 0   | 0      | 0     | 0             | 0       |
| SUBTOTAL           | 0.0           | 0.0               | 0                 | 0   | 0      | 0     | 0             | 0       |
| 2 AND 3 LN EXP     | 0.0           | 0.0               | 0                 | 0   | 0      | 0     | 0             | 0       |
| 4+ DIV EXP         | 0.0           | 0.0               | 0                 | 0   | 0      | 0     | 0             | 0       |
| NON FWY            | 0.0           | 0.0               | 0                 | 0   | 0      | 0     | 0             | 0       |
| FREEWAY            | 0.0           | 0.0               | 0                 | 0   | 0      | 0     | 0             | 0       |
| TOTAL              | 0.0           | 0.0               | 0                 | 0   | 0      | 0     | 0             | 0       |
| <i>COUNTYWIDE</i>  |               |                   |                   |     |        |       |               |         |
| 2 AND 3 LN         | 138.7         | 100.7             | 114               | 66  | 41     | 7     | 8             | 65      |
| 4+ UND             | 2.9           | 3.6               | 3                 | 3   | 0      | 0     | 0             | 0       |
| 4+ DIV             | 4.1           | 9.9               | 19                | 14  | 5      | 0     | 0             | 7       |
| SUBTOTAL           | 145.7         | 114.2             | 136               | 83  | 46     | 7     | 8             | 72      |
| 2 AND 3 LN EXP     | 35.5          | 36.8              | 33                | 20  | 12     | 1     | 1             | 17      |
| 4+ DIV EXP         | 0.6           | 0.6               | 0                 | 0   | 0      | 0     | 0             | 0       |
| NON FWY            | 181.7         | 151.6             | 169               | 103 | 58     | 8     | 9             | 89      |
| FREEWAY            | 0.0           | 0.0               | 0                 | 0   | 0      | 0     | 0             | 0       |
| TOTAL              | 181.7         | 151.6             | 169               | 103 | 58     | 8     | 9             | 89      |

**County Summary of Accidents**

**FOR 2011 PREPARED 11/20/13**

**TRAVEL AND ACCIDENT SUMMARY FOR RIV COUNTY**

| LANE TYPE          | ROAD MILES   | TRAVEL ( MVM )  | A C C I D E N T S |              |              |           | V I C T I M S |              |
|--------------------|--------------|-----------------|-------------------|--------------|--------------|-----------|---------------|--------------|
|                    |              |                 | TOTAL             | PDO          | INJURY       | FATAL     | KILLED        | INJURED      |
| <i>RURAL AREAS</i> |              |                 |                   |              |              |           |               |              |
| 2 AND 3 LN         | 232.6        | 423.8           | 360               | 179          | 173          | 8         | 9             | 229          |
| 4+ UND             | 1.6          | 7.3             | 6                 | 3            | 3            | 0         | 0             | 9            |
| 4+ DIV             | 11.5         | 117.0           | 103               | 59           | 43           | 1         | 1             | 66           |
| SUBTOTAL           | 245.7        | 548.1           | 469               | 241          | 219          | 9         | 10            | 304          |
| 2 AND 3 LN EXP     | 0.0          | 0.0             | 0                 | 0            | 0            | 0         | 0             | 0            |
| 4+ DIV EXP         | 20.0         | 131.1           | 77                | 42           | 34           | 1         | 2             | 46           |
| NON FWY            | 265.7        | 679.2           | 546               | 283          | 253          | 10        | 12            | 350          |
| FREEWAY            | 118.1        | 1,606.9         | 528               | 338          | 179          | 11        | 11            | 289          |
| <b>TOTAL</b>       | <b>383.8</b> | <b>2,286.1</b>  | <b>1,074</b>      | <b>621</b>   | <b>432</b>   | <b>21</b> | <b>23</b>     | <b>639</b>   |
| <i>URBAN AREAS</i> |              |                 |                   |              |              |           |               |              |
| 2 AND 3 LN         | 21.5         | 117.8           | 106               | 63           | 40           | 3         | 3             | 59           |
| 4+ UND             | 10.1         | 91.1            | 69                | 21           | 45           | 3         | 3             | 64           |
| 4+ DIV             | 20.7         | 172.6           | 208               | 75           | 127          | 6         | 6             | 194          |
| SUBTOTAL           | 52.3         | 381.5           | 383               | 159          | 212          | 12        | 12            | 317          |
| 2 AND 3 LN EXP     | 2.8          | 62.1            | 35                | 25           | 10           | 0         | 0             | 16           |
| 4+ DIV EXP         | 21.7         | 245.0           | 128               | 86           | 41           | 1         | 1             | 75           |
| NON FWY            | 76.8         | 688.5           | 546               | 270          | 263          | 13        | 13            | 408          |
| FREEWAY            | 177.5        | 7,812.5         | 5,318             | 3,539        | 1,741        | 38        | 40            | 2,599        |
| <b>TOTAL</b>       | <b>254.3</b> | <b>8,501.1</b>  | <b>5,864</b>      | <b>3,809</b> | <b>2,004</b> | <b>51</b> | <b>53</b>     | <b>3,007</b> |
| <i>COUNTYWIDE</i>  |              |                 |                   |              |              |           |               |              |
| 2 AND 3 LN         | 254.1        | 541.6           | 466               | 242          | 213          | 11        | 12            | 288          |
| 4+ UND             | 11.7         | 98.4            | 75                | 24           | 48           | 3         | 3             | 73           |
| 4+ DIV             | 32.2         | 289.7           | 311               | 134          | 170          | 7         | 7             | 260          |
| SUBTOTAL           | 298.0        | 929.6           | 852               | 400          | 431          | 21        | 22            | 621          |
| 2 AND 3 LN EXP     | 2.8          | 62.1            | 35                | 25           | 10           | 0         | 0             | 16           |
| 4+ DIV EXP         | 41.7         | 376.0           | 205               | 128          | 75           | 2         | 3             | 121          |
| NON FWY            | 342.5        | 1,367.8         | 1,092             | 553          | 516          | 23        | 25            | 758          |
| FREEWAY            | 295.5        | 9,419.4         | 5,846             | 3,877        | 1,920        | 49        | 51            | 2,888        |
| <b>TOTAL</b>       | <b>638.1</b> | <b>10,787.2</b> | <b>6,938</b>      | <b>4,430</b> | <b>2,436</b> | <b>72</b> | <b>76</b>     | <b>3,646</b> |

**County Summary of Accidents**

**FOR 2011 PREPARED 11/20/13**

**TRAVEL AND ACCIDENT SUMMARY FOR SAC COUNTY**

| LANE TYPE          | ROAD MILES   | TRAVEL ( MVM ) | A C C I D E N T S |              |              |           | V I C T I M S |              |
|--------------------|--------------|----------------|-------------------|--------------|--------------|-----------|---------------|--------------|
|                    |              |                | TOTAL             | PDO          | INJURY       | FATAL     | KILLED        | INJURED      |
| <i>RURAL AREAS</i> |              |                |                   |              |              |           |               |              |
| 2 AND 3 LN         | 81.4         | 205.3          | 122               | 61           | 58           | 3         | 6             | 93           |
| 4+ UND             | 0.0          | 0.4            | 0                 | 0            | 0            | 0         | 0             | 0            |
| 4+ DIV             | 0.6          | 4.0            | 6                 | 4            | 2            | 0         | 0             | 2            |
| SUBTOTAL           | 82.0         | 209.8          | 128               | 65           | 60           | 3         | 6             | 95           |
| 2 AND 3 LN EXP     | 2.0          | 6.7            | 3                 | 0            | 3            | 0         | 0             | 4            |
| 4+ DIV EXP         | 1.4          | 17.8           | 6                 | 4            | 2            | 0         | 0             | 2            |
| NON FWY            | 85.4         | 234.3          | 137               | 69           | 65           | 3         | 6             | 101          |
| FREEWAY            | 23.2         | 421.1          | 215               | 130          | 83           | 2         | 2             | 123          |
| <b>TOTAL</b>       | <b>108.6</b> | <b>655.5</b>   | <b>352</b>        | <b>199</b>   | <b>148</b>   | <b>5</b>  | <b>8</b>      | <b>224</b>   |
| <i>URBAN AREAS</i> |              |                |                   |              |              |           |               |              |
| 2 AND 3 LN         | 6.6          | 23.8           | 27                | 16           | 11           | 0         | 0             | 16           |
| 4+ UND             | 0.1          | 1.5            | 1                 | 0            | 1            | 0         | 0             | 2            |
| 4+ DIV             | 0.9          | 13.8           | 1                 | 0            | 1            | 0         | 0             | 2            |
| SUBTOTAL           | 7.6          | 39.1           | 29                | 16           | 13           | 0         | 0             | 20           |
| 2 AND 3 LN EXP     | 0.0          | 0.0            | 0                 | 0            | 0            | 0         | 0             | 0            |
| 4+ DIV EXP         | 0.0          | 0.0            | 0                 | 0            | 0            | 0         | 0             | 0            |
| NON FWY            | 7.6          | 39.1           | 29                | 16           | 13           | 0         | 0             | 20           |
| FREEWAY            | 96.9         | 4,595.5        | 3,974             | 2,617        | 1,336        | 21        | 21            | 1,934        |
| <b>TOTAL</b>       | <b>104.5</b> | <b>4,634.6</b> | <b>4,003</b>      | <b>2,633</b> | <b>1,349</b> | <b>21</b> | <b>21</b>     | <b>1,954</b> |
| <i>COUNTYWIDE</i>  |              |                |                   |              |              |           |               |              |
| 2 AND 3 LN         | 88.0         | 229.1          | 149               | 77           | 69           | 3         | 6             | 109          |
| 4+ UND             | 0.1          | 1.9            | 1                 | 0            | 1            | 0         | 0             | 2            |
| 4+ DIV             | 1.5          | 17.9           | 7                 | 4            | 3            | 0         | 0             | 4            |
| SUBTOTAL           | 89.6         | 248.9          | 157               | 81           | 73           | 3         | 6             | 115          |
| 2 AND 3 LN EXP     | 2.0          | 6.7            | 3                 | 0            | 3            | 0         | 0             | 4            |
| 4+ DIV EXP         | 1.4          | 17.8           | 6                 | 4            | 2            | 0         | 0             | 2            |
| NON FWY            | 93.0         | 273.4          | 166               | 85           | 78           | 3         | 6             | 121          |
| FREEWAY            | 120.1        | 5,016.7        | 4,189             | 2,747        | 1,419        | 23        | 23            | 2,057        |
| <b>TOTAL</b>       | <b>213.1</b> | <b>5,290.1</b> | <b>4,355</b>      | <b>2,832</b> | <b>1,497</b> | <b>26</b> | <b>29</b>     | <b>2,178</b> |

**County Summary of Accidents**  
**FOR 2011 PREPARED 11/20/13**

**TRAVEL AND ACCIDENT SUMMARY FOR SBT COUNTY**

| LANE<br>TYPE       | ROAD<br>MILES | TRAVEL<br>( MVM ) | A C C I D E N T S |     |        |       | V I C T I M S |         |
|--------------------|---------------|-------------------|-------------------|-----|--------|-------|---------------|---------|
|                    |               |                   | TOTAL             | PDO | INJURY | FATAL | KILLED        | INJURED |
| <i>RURAL AREAS</i> |               |                   |                   |     |        |       |               |         |
| 2 AND 3 LN         | 63.3          | 113.8             | 97                | 56  | 40     | 1     | 2             | 66      |
| 4+ UND             | 0.0           | 0.0               | 0                 | 0   | 0      | 0     | 0             | 0       |
| 4+ DIV             | 0.0           | 0.0               | 0                 | 0   | 0      | 0     | 0             | 0       |
| SUBTOTAL           | 63.3          | 113.8             | 97                | 56  | 40     | 1     | 2             | 66      |
| 2 AND 3 LN EXP     | 8.4           | 39.8              | 15                | 8   | 7      | 0     | 0             | 16      |
| 4+ DIV EXP         | 5.4           | 56.0              | 38                | 24  | 14     | 0     | 0             | 18      |
| NON FWY            | 77.1          | 209.6             | 150               | 88  | 61     | 1     | 2             | 100     |
| FREEWAY            | 5.1           | 81.1              | 51                | 36  | 15     | 0     | 0             | 18      |
| TOTAL              | 82.2          | 290.7             | 201               | 124 | 76     | 1     | 2             | 118     |
| <i>URBAN AREAS</i> |               |                   |                   |     |        |       |               |         |
| 2 AND 3 LN         | 4.1           | 20.0              | 4                 | 4   | 0      | 0     | 0             | 0       |
| 4+ UND             | 0.0           | 0.0               | 0                 | 0   | 0      | 0     | 0             | 0       |
| 4+ DIV             | 2.5           | 12.1              | 13                | 9   | 4      | 0     | 0             | 7       |
| SUBTOTAL           | 6.6           | 32.1              | 17                | 13  | 4      | 0     | 0             | 7       |
| 2 AND 3 LN EXP     | 3.6           | 6.2               | 6                 | 4   | 2      | 0     | 0             | 4       |
| 4+ DIV EXP         | 0.0           | 0.3               | 0                 | 0   | 0      | 0     | 0             | 0       |
| NON FWY            | 10.2          | 38.6              | 23                | 17  | 6      | 0     | 0             | 11      |
| FREEWAY            | 0.0           | 0.0               | 0                 | 0   | 0      | 0     | 0             | 0       |
| TOTAL              | 10.2          | 38.6              | 23                | 17  | 6      | 0     | 0             | 11      |
| <i>COUNTYWIDE</i>  |               |                   |                   |     |        |       |               |         |
| 2 AND 3 LN         | 67.4          | 133.8             | 101               | 60  | 40     | 1     | 2             | 66      |
| 4+ UND             | 0.0           | 0.0               | 0                 | 0   | 0      | 0     | 0             | 0       |
| 4+ DIV             | 2.5           | 12.1              | 13                | 9   | 4      | 0     | 0             | 7       |
| SUBTOTAL           | 69.9          | 145.9             | 114               | 69  | 44     | 1     | 2             | 73      |
| 2 AND 3 LN EXP     | 11.9          | 46.1              | 21                | 12  | 9      | 0     | 0             | 20      |
| 4+ DIV EXP         | 5.5           | 56.3              | 38                | 24  | 14     | 0     | 0             | 18      |
| NON FWY            | 87.3          | 248.2             | 173               | 105 | 67     | 1     | 2             | 111     |
| FREEWAY            | 5.1           | 81.1              | 51                | 36  | 15     | 0     | 0             | 18      |
| TOTAL              | 92.4          | 329.3             | 224               | 141 | 82     | 1     | 2             | 129     |

**County Summary of Accidents**

**FOR 2011 PREPARED 11/20/13**

**TRAVEL AND ACCIDENT SUMMARY FOR SBD COUNTY**

| LANE<br>TYPE       | ROAD<br>MILES  | TRAVEL<br>( MVM ) | A C C I D E N T S |              |              |            | V I C T I M S |              |
|--------------------|----------------|-------------------|-------------------|--------------|--------------|------------|---------------|--------------|
|                    |                |                   | TOTAL             | PDO          | INJURY       | FATAL      | KILLED        | INJURED      |
| <i>RURAL AREAS</i> |                |                   |                   |              |              |            |               |              |
| 2 AND 3 LN         | 454.4          | 675.3             | 515               | 229          | 267          | 19         | 22            | 471          |
| 4+ UND             | 3.7            | 15.6              | 28                | 17           | 10           | 1          | 2             | 20           |
| 4+ DIV             | 12.8           | 79.0              | 45                | 21           | 23           | 1          | 1             | 36           |
| SUBTOTAL           | 470.9          | 769.9             | 588               | 267          | 300          | 21         | 25            | 527          |
| 2 AND 3 LN EXP     | 32.9           | 67.4              | 47                | 21           | 24           | 2          | 3             | 31           |
| 4+ DIV EXP         | 15.3           | 69.5              | 24                | 20           | 4            | 0          | 0             | 5            |
| NON FWY            | 519.1          | 906.8             | 659               | 308          | 328          | 23         | 28            | 563          |
| FREEWAY            | 284.2          | 3,229.1           | 1,184             | 730          | 421          | 33         | 37            | 754          |
| <b>TOTAL</b>       | <b>803.3</b>   | <b>4,135.9</b>    | <b>1,843</b>      | <b>1,038</b> | <b>749</b>   | <b>56</b>  | <b>65</b>     | <b>1,317</b> |
| <i>URBAN AREAS</i> |                |                   |                   |              |              |            |               |              |
| 2 AND 3 LN         | 117.4          | 347.5             | 420               | 235          | 174          | 11         | 13            | 286          |
| 4+ UND             | 10.8           | 72.1              | 85                | 53           | 30           | 2          | 3             | 44           |
| 4+ DIV             | 45.4           | 389.0             | 482               | 345          | 129          | 8          | 8             | 189          |
| SUBTOTAL           | 173.5          | 808.6             | 987               | 633          | 333          | 21         | 24            | 519          |
| 2 AND 3 LN EXP     | 32.5           | 111.5             | 77                | 45           | 30           | 2          | 2             | 43           |
| 4+ DIV EXP         | 6.6            | 43.4              | 32                | 16           | 16           | 0          | 0             | 27           |
| NON FWY            | 212.6          | 963.6             | 1,096             | 694          | 379          | 23         | 26            | 589          |
| FREEWAY            | 171.2          | 7,712.9           | 5,367             | 3,539        | 1,796        | 32         | 40            | 2,710        |
| <b>TOTAL</b>       | <b>383.8</b>   | <b>8,676.4</b>    | <b>6,463</b>      | <b>4,233</b> | <b>2,175</b> | <b>55</b>  | <b>66</b>     | <b>3,299</b> |
| <i>COUNTYWIDE</i>  |                |                   |                   |              |              |            |               |              |
| 2 AND 3 LN         | 571.8          | 1,022.8           | 935               | 464          | 441          | 30         | 35            | 757          |
| 4+ UND             | 14.5           | 87.7              | 113               | 70           | 40           | 3          | 5             | 64           |
| 4+ DIV             | 58.2           | 468.0             | 527               | 366          | 152          | 9          | 9             | 225          |
| SUBTOTAL           | 644.4          | 1,578.5           | 1,575             | 900          | 633          | 42         | 49            | 1,046        |
| 2 AND 3 LN EXP     | 65.3           | 178.9             | 124               | 66           | 54           | 4          | 5             | 74           |
| 4+ DIV EXP         | 22.0           | 112.9             | 56                | 36           | 20           | 0          | 0             | 32           |
| NON FWY            | 731.7          | 1,870.4           | 1,755             | 1,002        | 707          | 46         | 54            | 1,152        |
| FREEWAY            | 455.4          | 10,942.0          | 6,551             | 4,269        | 2,217        | 65         | 77            | 3,464        |
| <b>TOTAL</b>       | <b>1,187.1</b> | <b>12,812.4</b>   | <b>8,306</b>      | <b>5,271</b> | <b>2,924</b> | <b>111</b> | <b>131</b>    | <b>4,616</b> |

**County Summary of Accidents**

**FOR 2011 PREPARED 11/20/13**

**TRAVEL AND ACCIDENT SUMMARY FOR SD COUNTY**

| LANE TYPE          | ROAD MILES   | TRAVEL ( MVM )  | A C C I D E N T S |              |              |           | V I C T I M S |              |
|--------------------|--------------|-----------------|-------------------|--------------|--------------|-----------|---------------|--------------|
|                    |              |                 | TOTAL             | PDO          | INJURY       | FATAL     | KILLED        | INJURED      |
| <i>RURAL AREAS</i> |              |                 |                   |              |              |           |               |              |
| 2 AND 3 LN         | 212.5        | 345.0           | 489               | 189          | 284          | 16        | 16            | 422          |
| 4+ UND             | 1.4          | 9.9             | 10                | 5            | 4            | 1         | 1             | 9            |
| 4+ DIV             | 7.4          | 73.3            | 42                | 26           | 15           | 1         | 1             | 19           |
| SUBTOTAL           | 221.3        | 428.2           | 541               | 220          | 303          | 18        | 18            | 450          |
| 2 AND 3 LN EXP     | 0.0          | 0.0             | 0                 | 0            | 0            | 0         | 0             | 0            |
| 4+ DIV EXP         | 0.0          | 0.0             | 0                 | 0            | 0            | 0         | 0             | 0            |
| NON FWY            | 221.3        | 428.2           | 541               | 220          | 303          | 18        | 18            | 450          |
| FREEWAY            | 71.9         | 849.9           | 278               | 131          | 140          | 7         | 8             | 198          |
| <b>TOTAL</b>       | <b>293.2</b> | <b>1,278.1</b>  | <b>819</b>        | <b>351</b>   | <b>443</b>   | <b>25</b> | <b>26</b>     | <b>648</b>   |
| <i>URBAN AREAS</i> |              |                 |                   |              |              |           |               |              |
| 2 AND 3 LN         | 27.3         | 178.2           | 206               | 112          | 90           | 4         | 4             | 155          |
| 4+ UND             | 1.9          | 13.3            | 19                | 8            | 9            | 2         | 2             | 13           |
| 4+ DIV             | 22.8         | 283.6           | 292               | 151          | 139          | 2         | 3             | 204          |
| SUBTOTAL           | 52.0         | 475.1           | 517               | 271          | 238          | 8         | 9             | 372          |
| 2 AND 3 LN EXP     | 0.0          | 0.0             | 0                 | 0            | 0            | 0         | 0             | 0            |
| 4+ DIV EXP         | 8.3          | 137.4           | 93                | 28           | 65           | 0         | 0             | 104          |
| NON FWY            | 60.3         | 612.4           | 610               | 299          | 303          | 8         | 9             | 476          |
| FREEWAY            | 264.5        | 13,578.7        | 7,235             | 4,229        | 2,951        | 55        | 58            | 4,247        |
| <b>TOTAL</b>       | <b>324.8</b> | <b>14,191.1</b> | <b>7,845</b>      | <b>4,528</b> | <b>3,254</b> | <b>63</b> | <b>67</b>     | <b>4,723</b> |
| <i>COUNTYWIDE</i>  |              |                 |                   |              |              |           |               |              |
| 2 AND 3 LN         | 239.8        | 523.1           | 695               | 301          | 374          | 20        | 20            | 577          |
| 4+ UND             | 3.2          | 23.2            | 29                | 13           | 13           | 3         | 3             | 22           |
| 4+ DIV             | 30.2         | 356.9           | 334               | 177          | 154          | 3         | 4             | 223          |
| SUBTOTAL           | 273.2        | 903.3           | 1,058             | 491          | 541          | 26        | 27            | 822          |
| 2 AND 3 LN EXP     | 0.0          | 0.0             | 0                 | 0            | 0            | 0         | 0             | 0            |
| 4+ DIV EXP         | 8.3          | 137.4           | 93                | 28           | 65           | 0         | 0             | 104          |
| NON FWY            | 281.6        | 1,040.6         | 1,151             | 519          | 606          | 26        | 27            | 926          |
| FREEWAY            | 336.4        | 14,428.6        | 7,513             | 4,360        | 3,091        | 62        | 66            | 4,445        |
| <b>TOTAL</b>       | <b>618.0</b> | <b>15,469.2</b> | <b>8,664</b>      | <b>4,879</b> | <b>3,697</b> | <b>88</b> | <b>93</b>     | <b>5,371</b> |



**County Summary of Accidents**

**FOR 2011 PREPARED 11/20/13**

**TRAVEL AND ACCIDENT SUMMARY FOR SF COUNTY**

| LANE TYPE          | ROAD MILES  | TRAVEL ( MVM ) | A C C I D E N T S |              |            |          | V I C T I M S |            |
|--------------------|-------------|----------------|-------------------|--------------|------------|----------|---------------|------------|
|                    |             |                | TOTAL             | PDO          | INJURY     | FATAL    | KILLED        | INJURED    |
| <i>RURAL AREAS</i> |             |                |                   |              |            |          |               |            |
| 2 AND 3 LN         | 0.0         | 0.0            | 0                 | 0            | 0          | 0        | 0             | 0          |
| 4+ UND             | 0.0         | 0.0            | 0                 | 0            | 0          | 0        | 0             | 0          |
| 4+ DIV             | 0.0         | 0.0            | 0                 | 0            | 0          | 0        | 0             | 0          |
| SUBTOTAL           | 0.0         | 0.0            | 0                 | 0            | 0          | 0        | 0             | 0          |
| 2 AND 3 LN EXP     | 0.0         | 0.0            | 0                 | 0            | 0          | 0        | 0             | 0          |
| 4+ DIV EXP         | 0.0         | 0.0            | 0                 | 0            | 0          | 0        | 0             | 0          |
| NON FWY            | 0.0         | 0.0            | 0                 | 0            | 0          | 0        | 0             | 0          |
| FREEWAY            | 0.0         | 0.0            | 0                 | 0            | 0          | 0        | 0             | 0          |
| <b>TOTAL</b>       | <b>0.0</b>  | <b>0.0</b>     | <b>0</b>          | <b>0</b>     | <b>0</b>   | <b>0</b> | <b>0</b>      | <b>0</b>   |
| <i>URBAN AREAS</i> |             |                |                   |              |            |          |               |            |
| 2 AND 3 LN         | 0.0         | 0.0            | 0                 | 0            | 0          | 0        | 0             | 0          |
| 4+ UND             | 0.4         | 4.6            | 5                 | 4            | 1          | 0        | 0             | 1          |
| 4+ DIV             | 13.4        | 262.3          | 272               | 80           | 190        | 2        | 2             | 257        |
| SUBTOTAL           | 13.8        | 266.9          | 277               | 84           | 191        | 2        | 2             | 258        |
| 2 AND 3 LN EXP     | 0.0         | 0.0            | 0                 | 0            | 0          | 0        | 0             | 0          |
| 4+ DIV EXP         | 0.5         | 4.0            | 0                 | 0            | 0          | 0        | 0             | 0          |
| NON FWY            | 14.3        | 270.9          | 277               | 84           | 191        | 2        | 2             | 258        |
| FREEWAY            | 19.0        | 963.5          | 1,456             | 964          | 487        | 5        | 5             | 709        |
| <b>TOTAL</b>       | <b>33.2</b> | <b>1,234.4</b> | <b>1,733</b>      | <b>1,048</b> | <b>678</b> | <b>7</b> | <b>7</b>      | <b>967</b> |
| <i>COUNTYWIDE</i>  |             |                |                   |              |            |          |               |            |
| 2 AND 3 LN         | 0.0         | 0.0            | 0                 | 0            | 0          | 0        | 0             | 0          |
| 4+ UND             | 0.4         | 4.6            | 5                 | 4            | 1          | 0        | 0             | 1          |
| 4+ DIV             | 13.4        | 262.3          | 272               | 80           | 190        | 2        | 2             | 257        |
| SUBTOTAL           | 13.8        | 266.9          | 277               | 84           | 191        | 2        | 2             | 258        |
| 2 AND 3 LN EXP     | 0.0         | 0.0            | 0                 | 0            | 0          | 0        | 0             | 0          |
| 4+ DIV EXP         | 0.5         | 4.0            | 0                 | 0            | 0          | 0        | 0             | 0          |
| NON FWY            | 14.3        | 270.9          | 277               | 84           | 191        | 2        | 2             | 258        |
| FREEWAY            | 19.0        | 963.5          | 1,456             | 964          | 487        | 5        | 5             | 709        |
| <b>TOTAL</b>       | <b>33.2</b> | <b>1,234.4</b> | <b>1,733</b>      | <b>1,048</b> | <b>678</b> | <b>7</b> | <b>7</b>      | <b>967</b> |

**County Summary of Accidents**

**FOR 2011 PREPARED 11/20/13**

**TRAVEL AND ACCIDENT SUMMARY FOR SJ COUNTY**

| LANE TYPE          | ROAD MILES   | TRAVEL ( MVM ) | A C C I D E N T S |              |            |           | V I C T I M S |              |
|--------------------|--------------|----------------|-------------------|--------------|------------|-----------|---------------|--------------|
|                    |              |                | TOTAL             | PDO          | INJURY     | FATAL     | KILLED        | INJURED      |
| <i>RURAL AREAS</i> |              |                |                   |              |            |           |               |              |
| 2 AND 3 LN         | 102.4        | 346.2          | 250               | 124          | 114        | 12        | 13            | 208          |
| 4+ UND             | 0.0          | 0.0            | 0                 | 0            | 0          | 0         | 0             | 0            |
| 4+ DIV             | 1.2          | 6.2            | 14                | 9            | 5          | 0         | 0             | 5            |
| SUBTOTAL           | 103.6        | 352.4          | 264               | 133          | 119        | 12        | 13            | 213          |
| 2 AND 3 LN EXP     | 3.3          | 16.8           | 7                 | 4            | 2          | 1         | 1             | 3            |
| 4+ DIV EXP         | 0.0          | 0.0            | 0                 | 0            | 0          | 0         | 0             | 0            |
| NON FWY            | 106.9        | 369.3          | 271               | 137          | 121        | 13        | 14            | 216          |
| FREEWAY            | 56.8         | 985.7          | 400               | 261          | 138        | 1         | 1             | 193          |
| <b>TOTAL</b>       | <b>163.7</b> | <b>1,354.9</b> | <b>671</b>        | <b>398</b>   | <b>259</b> | <b>14</b> | <b>15</b>     | <b>409</b>   |
| <i>URBAN AREAS</i> |              |                |                   |              |            |           |               |              |
| 2 AND 3 LN         | 19.7         | 85.5           | 98                | 61           | 35         | 2         | 2             | 57           |
| 4+ UND             | 0.0          | 0.1            | 0                 | 0            | 0          | 0         | 0             | 0            |
| 4+ DIV             | 3.0          | 28.5           | 71                | 44           | 27         | 0         | 0             | 35           |
| SUBTOTAL           | 22.7         | 114.0          | 169               | 105          | 62         | 2         | 2             | 92           |
| 2 AND 3 LN EXP     | 0.0          | 0.0            | 0                 | 0            | 0          | 0         | 0             | 0            |
| 4+ DIV EXP         | 0.0          | 0.0            | 0                 | 0            | 0          | 0         | 0             | 0            |
| NON FWY            | 22.7         | 114.0          | 169               | 105          | 62         | 2         | 2             | 92           |
| FREEWAY            | 73.3         | 2,379.1        | 1,536             | 956          | 563        | 17        | 17            | 817          |
| <b>TOTAL</b>       | <b>96.1</b>  | <b>2,493.2</b> | <b>1,705</b>      | <b>1,061</b> | <b>625</b> | <b>19</b> | <b>19</b>     | <b>909</b>   |
| <i>COUNTYWIDE</i>  |              |                |                   |              |            |           |               |              |
| 2 AND 3 LN         | 122.1        | 431.7          | 348               | 185          | 149        | 14        | 15            | 265          |
| 4+ UND             | 0.0          | 0.1            | 0                 | 0            | 0          | 0         | 0             | 0            |
| 4+ DIV             | 4.2          | 34.7           | 85                | 53           | 32         | 0         | 0             | 40           |
| SUBTOTAL           | 126.3        | 466.5          | 433               | 238          | 181        | 14        | 15            | 305          |
| 2 AND 3 LN EXP     | 3.3          | 16.8           | 7                 | 4            | 2          | 1         | 1             | 3            |
| 4+ DIV EXP         | 0.0          | 0.0            | 0                 | 0            | 0          | 0         | 0             | 0            |
| NON FWY            | 129.6        | 483.3          | 440               | 242          | 183        | 15        | 16            | 308          |
| FREEWAY            | 130.2        | 3,364.8        | 1,936             | 1,217        | 701        | 18        | 18            | 1,010        |
| <b>TOTAL</b>       | <b>259.8</b> | <b>3,848.1</b> | <b>2,376</b>      | <b>1,459</b> | <b>884</b> | <b>33</b> | <b>34</b>     | <b>1,318</b> |

**County Summary of Accidents**

**FOR 2011 PREPARED 11/20/13**

**TRAVEL AND ACCIDENT SUMMARY FOR SLO COUNTY**

| LANE<br>TYPE       | ROAD<br>MILES | TRAVEL<br>( MVM ) | A C C I D E N T S |            |            |           | V I C T I M S |            |
|--------------------|---------------|-------------------|-------------------|------------|------------|-----------|---------------|------------|
|                    |               |                   | TOTAL             | PDO        | INJURY     | FATAL     | KILLED        | INJURED    |
| <i>RURAL AREAS</i> |               |                   |                   |            |            |           |               |            |
| 2 AND 3 LN         | 173.5         | 167.1             | 165               | 95         | 68         | 2         | 2             | 102        |
| 4+ UND             | 0.4           | 1.0               | 3                 | 3          | 0          | 0         | 0             | 0          |
| 4+ DIV             | 4.9           | 58.1              | 49                | 30         | 19         | 0         | 0             | 28         |
| SUBTOTAL           | 178.8         | 226.1             | 217               | 128        | 87         | 2         | 2             | 130        |
| 2 AND 3 LN EXP     | 39.9          | 136.8             | 51                | 30         | 18         | 3         | 3             | 33         |
| 4+ DIV EXP         | 13.0          | 138.0             | 82                | 61         | 18         | 3         | 3             | 21         |
| NON FWY            | 231.8         | 501.0             | 350               | 219        | 123        | 8         | 8             | 184        |
| FREEWAY            | 11.0          | 143.5             | 71                | 56         | 14         | 1         | 1             | 21         |
| <b>TOTAL</b>       | <b>242.8</b>  | <b>644.5</b>      | <b>421</b>        | <b>275</b> | <b>137</b> | <b>9</b>  | <b>9</b>      | <b>205</b> |
| <i>URBAN AREAS</i> |               |                   |                   |            |            |           |               |            |
| 2 AND 3 LN         | 31.8          | 69.4              | 98                | 53         | 44         | 1         | 1             | 68         |
| 4+ UND             | 0.1           | 0.8               | 5                 | 3          | 2          | 0         | 0             | 2          |
| 4+ DIV             | 4.3           | 36.2              | 76                | 44         | 32         | 0         | 0             | 39         |
| SUBTOTAL           | 36.3          | 106.4             | 179               | 100        | 78         | 1         | 1             | 109        |
| 2 AND 3 LN EXP     | 22.2          | 67.1              | 38                | 19         | 19         | 0         | 0             | 38         |
| 4+ DIV EXP         | 10.1          | 82.2              | 45                | 22         | 23         | 0         | 0             | 33         |
| NON FWY            | 68.5          | 255.7             | 262               | 141        | 120        | 1         | 1             | 180        |
| FREEWAY            | 49.1          | 853.7             | 573               | 391        | 181        | 1         | 1             | 268        |
| <b>TOTAL</b>       | <b>117.7</b>  | <b>1,109.5</b>    | <b>835</b>        | <b>532</b> | <b>301</b> | <b>2</b>  | <b>2</b>      | <b>448</b> |
| <i>COUNTYWIDE</i>  |               |                   |                   |            |            |           |               |            |
| 2 AND 3 LN         | 205.3         | 236.5             | 263               | 148        | 112        | 3         | 3             | 170        |
| 4+ UND             | 0.6           | 1.8               | 8                 | 6          | 2          | 0         | 0             | 2          |
| 4+ DIV             | 9.3           | 94.2              | 125               | 74         | 51         | 0         | 0             | 67         |
| SUBTOTAL           | 215.1         | 332.6             | 396               | 228        | 165        | 3         | 3             | 239        |
| 2 AND 3 LN EXP     | 62.1          | 203.9             | 89                | 49         | 37         | 3         | 3             | 71         |
| 4+ DIV EXP         | 23.1          | 220.3             | 127               | 83         | 41         | 3         | 3             | 54         |
| NON FWY            | 300.3         | 756.7             | 612               | 360        | 243        | 9         | 9             | 364        |
| FREEWAY            | 60.1          | 997.2             | 644               | 447        | 195        | 2         | 2             | 289        |
| <b>TOTAL</b>       | <b>360.4</b>  | <b>1,753.9</b>    | <b>1,256</b>      | <b>807</b> | <b>438</b> | <b>11</b> | <b>11</b>     | <b>653</b> |

**County Summary of Accidents**

**FOR 2011 PREPARED 11/20/13**

**TRAVEL AND ACCIDENT SUMMARY FOR SM COUNTY**

| LANE TYPE          | ROAD MILES | TRAVEL ( MVM ) | A C C I D E N T S |       |        |       | V I C T I M S |         |
|--------------------|------------|----------------|-------------------|-------|--------|-------|---------------|---------|
|                    |            |                | TOTAL             | PDO   | INJURY | FATAL | KILLED        | INJURED |
| <i>RURAL AREAS</i> |            |                |                   |       |        |       |               |         |
| 2 AND 3 LN         | 49.7       | 104.2          | 109               | 50    | 55     | 4     | 4             | 75      |
| 4+ UND             | 1.1        | 1.5            | 2                 | 1     | 1      | 0     | 0             | 1       |
| 4+ DIV             | 1.1        | 11.1           | 12                | 5     | 6      | 1     | 1             | 15      |
| SUBTOTAL           | 51.9       | 116.9          | 123               | 56    | 62     | 5     | 5             | 91      |
| 2 AND 3 LN EXP     | 0.0        | 0.0            | 0                 | 0     | 0      | 0     | 0             | 0       |
| 4+ DIV EXP         | 0.0        | 0.0            | 0                 | 0     | 0      | 0     | 0             | 0       |
| NON FWY            | 51.9       | 116.9          | 123               | 56    | 62     | 5     | 5             | 91      |
| FREEWAY            | 1.0        | 39.2           | 8                 | 6     | 2      | 0     | 0             | 2       |
| TOTAL              | 52.9       | 156.1          | 131               | 62    | 64     | 5     | 5             | 93      |
| <i>URBAN AREAS</i> |            |                |                   |       |        |       |               |         |
| 2 AND 3 LN         | 44.5       | 164.6          | 212               | 107   | 100    | 5     | 5             | 138     |
| 4+ UND             | 6.1        | 58.4           | 91                | 34    | 57     | 0     | 0             | 78      |
| 4+ DIV             | 29.6       | 356.1          | 551               | 276   | 272    | 3     | 3             | 371     |
| SUBTOTAL           | 80.3       | 579.1          | 854               | 417   | 429    | 8     | 8             | 587     |
| 2 AND 3 LN EXP     | 0.6        | 3.4            | 0                 | 0     | 0      | 0     | 0             | 0       |
| 4+ DIV EXP         | 7.8        | 93.0           | 70                | 44    | 25     | 1     | 1             | 38      |
| NON FWY            | 88.7       | 675.5          | 924               | 461   | 454    | 9     | 9             | 625     |
| FREEWAY            | 71.0       | 3,820.9        | 2,414             | 1,673 | 724    | 17    | 17            | 1,014   |
| TOTAL              | 159.7      | 4,496.4        | 3,338             | 2,134 | 1,178  | 26    | 26            | 1,639   |
| <i>COUNTYWIDE</i>  |            |                |                   |       |        |       |               |         |
| 2 AND 3 LN         | 94.3       | 268.8          | 321               | 157   | 155    | 9     | 9             | 213     |
| 4+ UND             | 7.2        | 59.9           | 93                | 35    | 58     | 0     | 0             | 79      |
| 4+ DIV             | 30.7       | 367.2          | 563               | 281   | 278    | 4     | 4             | 386     |
| SUBTOTAL           | 132.2      | 696.0          | 977               | 473   | 491    | 13    | 13            | 678     |
| 2 AND 3 LN EXP     | 0.6        | 3.4            | 0                 | 0     | 0      | 0     | 0             | 0       |
| 4+ DIV EXP         | 7.8        | 93.0           | 70                | 44    | 25     | 1     | 1             | 38      |
| NON FWY            | 140.6      | 792.4          | 1,047             | 517   | 516    | 14    | 14            | 716     |
| FREEWAY            | 72.0       | 3,860.1        | 2,422             | 1,679 | 726    | 17    | 17            | 1,016   |
| TOTAL              | 212.6      | 4,652.5        | 3,469             | 2,196 | 1,242  | 31    | 31            | 1,732   |

**County Summary of Accidents**

**FOR 2011 PREPARED 11/20/13**

**TRAVEL AND ACCIDENT SUMMARY FOR SB COUNTY**

| LANE<br>TYPE       | ROAD<br>MILES | TRAVEL<br>( MVM ) | A C C I D E N T S |              |            |           | V I C T I M S |            |
|--------------------|---------------|-------------------|-------------------|--------------|------------|-----------|---------------|------------|
|                    |               |                   | TOTAL             | PDO          | INJURY     | FATAL     | KILLED        | INJURED    |
| <i>RURAL AREAS</i> |               |                   |                   |              |            |           |               |            |
| 2 AND 3 LN         | 61.5          | 117.6             | 130               | 76           | 53         | 1         | 1             | 84         |
| 4+ UND             | 1.8           | 4.2               | 2                 | 1            | 1          | 0         | 0             | 1          |
| 4+ DIV             | 6.5           | 33.3              | 46                | 29           | 17         | 0         | 0             | 29         |
| SUBTOTAL           | 69.8          | 155.1             | 178               | 106          | 71         | 1         | 1             | 114        |
| 2 AND 3 LN EXP     | 41.1          | 103.1             | 56                | 40           | 15         | 1         | 1             | 24         |
| 4+ DIV EXP         | 46.8          | 428.3             | 178               | 121          | 54         | 3         | 3             | 79         |
| NON FWY            | 157.7         | 686.5             | 412               | 267          | 140        | 5         | 5             | 217        |
| FREEWAY            | 14.2          | 140.0             | 47                | 26           | 21         | 0         | 0             | 29         |
| <b>TOTAL</b>       | <b>171.9</b>  | <b>826.5</b>      | <b>459</b>        | <b>293</b>   | <b>161</b> | <b>5</b>  | <b>5</b>      | <b>246</b> |
| <i>URBAN AREAS</i> |               |                   |                   |              |            |           |               |            |
| 2 AND 3 LN         | 47.2          | 119.8             | 167               | 96           | 70         | 1         | 1             | 92         |
| 4+ UND             | 10.1          | 49.0              | 88                | 56           | 32         | 0         | 0             | 43         |
| 4+ DIV             | 17.9          | 121.3             | 399               | 267          | 131        | 1         | 1             | 191        |
| SUBTOTAL           | 75.2          | 290.1             | 654               | 419          | 233        | 2         | 2             | 326        |
| 2 AND 3 LN EXP     | 7.8           | 25.3              | 19                | 8            | 11         | 0         | 0             | 18         |
| 4+ DIV EXP         | 2.3           | 17.4              | 10                | 7            | 3          | 0         | 0             | 4          |
| NON FWY            | 85.2          | 332.8             | 683               | 434          | 247        | 2         | 2             | 348        |
| FREEWAY            | 40.9          | 1,001.2           | 939               | 665          | 267        | 7         | 7             | 380        |
| <b>TOTAL</b>       | <b>126.2</b>  | <b>1,334.0</b>    | <b>1,622</b>      | <b>1,099</b> | <b>514</b> | <b>9</b>  | <b>9</b>      | <b>728</b> |
| <i>COUNTYWIDE</i>  |               |                   |                   |              |            |           |               |            |
| 2 AND 3 LN         | 108.7         | 237.4             | 297               | 172          | 123        | 2         | 2             | 176        |
| 4+ UND             | 11.9          | 53.2              | 90                | 57           | 33         | 0         | 0             | 44         |
| 4+ DIV             | 24.4          | 154.5             | 445               | 296          | 148        | 1         | 1             | 220        |
| SUBTOTAL           | 145.0         | 445.1             | 832               | 525          | 304        | 3         | 3             | 440        |
| 2 AND 3 LN EXP     | 48.9          | 128.4             | 75                | 48           | 26         | 1         | 1             | 42         |
| 4+ DIV EXP         | 49.1          | 445.8             | 188               | 128          | 57         | 3         | 3             | 83         |
| NON FWY            | 243.0         | 1,019.3           | 1,095             | 701          | 387        | 7         | 7             | 565        |
| FREEWAY            | 55.1          | 1,141.2           | 986               | 691          | 288        | 7         | 7             | 409        |
| <b>TOTAL</b>       | <b>298.1</b>  | <b>2,160.5</b>    | <b>2,081</b>      | <b>1,392</b> | <b>675</b> | <b>14</b> | <b>14</b>     | <b>974</b> |

**County Summary of Accidents**

**FOR 2011 PREPARED 11/20/13**

**TRAVEL AND ACCIDENT SUMMARY FOR SCL COUNTY**

| LANE<br>TYPE       | ROAD<br>MILES | TRAVEL<br>( MVM ) | A C C I D E N T S |              |              |           | V I C T I M S |              |
|--------------------|---------------|-------------------|-------------------|--------------|--------------|-----------|---------------|--------------|
|                    |               |                   | TOTAL             | PDO          | INJURY       | FATAL     | KILLED        | INJURED      |
| <i>RURAL AREAS</i> |               |                   |                   |              |              |           |               |              |
| 2 AND 3 LN         | 49.1          | 110.4             | 132               | 63           | 68           | 1         | 1             | 95           |
| 4+ UND             | 0.0           | 0.0               | 0                 | 0            | 0            | 0         | 0             | 0            |
| 4+ DIV             | 0.4           | 7.2               | 9                 | 8            | 1            | 0         | 0             | 1            |
| SUBTOTAL           | 49.5          | 117.6             | 141               | 71           | 69           | 1         | 1             | 96           |
| 2 AND 3 LN EXP     | 0.2           | 2.2               | 1                 | 1            | 0            | 0         | 0             | 0            |
| 4+ DIV EXP         | 16.2          | 200.7             | 104               | 71           | 32           | 1         | 2             | 54           |
| NON FWY            | 65.9          | 320.5             | 246               | 143          | 101          | 2         | 3             | 150          |
| FREEWAY            | 1.8           | 65.8              | 18                | 11           | 7            | 0         | 0             | 7            |
| <b>TOTAL</b>       | <b>67.6</b>   | <b>386.2</b>      | <b>264</b>        | <b>154</b>   | <b>108</b>   | <b>2</b>  | <b>3</b>      | <b>157</b>   |
| <i>URBAN AREAS</i> |               |                   |                   |              |              |           |               |              |
| 2 AND 3 LN         | 15.4          | 54.3              | 113               | 80           | 32           | 1         | 1             | 39           |
| 4+ UND             | 2.3           | 19.3              | 19                | 7            | 12           | 0         | 0             | 21           |
| 4+ DIV             | 36.6          | 521.3             | 684               | 367          | 312          | 5         | 5             | 424          |
| SUBTOTAL           | 54.3          | 594.9             | 816               | 454          | 356          | 6         | 6             | 484          |
| 2 AND 3 LN EXP     | 0.0           | 0.0               | 0                 | 0            | 0            | 0         | 0             | 0            |
| 4+ DIV EXP         | 6.0           | 137.9             | 98                | 72           | 26           | 0         | 0             | 35           |
| NON FWY            | 60.4          | 732.8             | 914               | 526          | 382          | 6         | 6             | 519          |
| FREEWAY            | 136.1         | 6,774.2           | 5,732             | 3,951        | 1,756        | 25        | 25            | 2,327        |
| <b>TOTAL</b>       | <b>196.4</b>  | <b>7,506.9</b>    | <b>6,646</b>      | <b>4,477</b> | <b>2,138</b> | <b>31</b> | <b>31</b>     | <b>2,846</b> |
| <i>COUNTYWIDE</i>  |               |                   |                   |              |              |           |               |              |
| 2 AND 3 LN         | 64.5          | 164.7             | 245               | 143          | 100          | 2         | 2             | 134          |
| 4+ UND             | 2.3           | 19.3              | 19                | 7            | 12           | 0         | 0             | 21           |
| 4+ DIV             | 37.0          | 528.5             | 693               | 375          | 313          | 5         | 5             | 425          |
| SUBTOTAL           | 103.8         | 712.5             | 957               | 525          | 425          | 7         | 7             | 580          |
| 2 AND 3 LN EXP     | 0.2           | 2.2               | 1                 | 1            | 0            | 0         | 0             | 0            |
| 4+ DIV EXP         | 22.2          | 338.6             | 202               | 143          | 58           | 1         | 2             | 89           |
| NON FWY            | 126.2         | 1,053.2           | 1,160             | 669          | 483          | 8         | 9             | 669          |
| FREEWAY            | 137.8         | 6,839.9           | 5,750             | 3,962        | 1,763        | 25        | 25            | 2,334        |
| <b>TOTAL</b>       | <b>264.1</b>  | <b>7,893.2</b>    | <b>6,910</b>      | <b>4,631</b> | <b>2,246</b> | <b>33</b> | <b>34</b>     | <b>3,003</b> |

**County Summary of Accidents**  
**FOR 2011 PREPARED 11/20/13**

**TRAVEL AND ACCIDENT SUMMARY FOR SCR COUNTY**

| LANE TYPE          | ROAD MILES   | TRAVEL ( MVM ) | A C C I D E N T S |            |            |          | V I C T I M S |            |
|--------------------|--------------|----------------|-------------------|------------|------------|----------|---------------|------------|
|                    |              |                | TOTAL             | PDO        | INJURY     | FATAL    | KILLED        | INJURED    |
| <i>RURAL AREAS</i> |              |                |                   |            |            |          |               |            |
| 2 AND 3 LN         | 49.4         | 75.8           | 103               | 49         | 52         | 2        | 2             | 66         |
| 4+ UND             | 1.2          | 4.7            | 3                 | 1          | 2          | 0        | 0             | 3          |
| 4+ DIV             | 5.7          | 106.4          | 176               | 110        | 66         | 0        | 0             | 88         |
| SUBTOTAL           | 56.3         | 186.9          | 282               | 160        | 120        | 2        | 2             | 157        |
| 2 AND 3 LN EXP     | 2.4          | 9.9            | 11                | 3          | 8          | 0        | 0             | 8          |
| 4+ DIV EXP         | 0.0          | 0.0            | 0                 | 0          | 0          | 0        | 0             | 0          |
| NON FWY            | 58.6         | 196.8          | 293               | 163        | 128        | 2        | 2             | 165        |
| FREEWAY            | 2.9          | 61.7           | 25                | 14         | 11         | 0        | 0             | 13         |
| <b>TOTAL</b>       | <b>61.5</b>  | <b>258.5</b>   | <b>318</b>        | <b>177</b> | <b>139</b> | <b>2</b> | <b>2</b>      | <b>178</b> |
| <i>URBAN AREAS</i> |              |                |                   |            |            |          |               |            |
| 2 AND 3 LN         | 33.2         | 113.3          | 271               | 177        | 91         | 3        | 4             | 113        |
| 4+ UND             | 0.9          | 10.7           | 32                | 23         | 9          | 0        | 0             | 13         |
| 4+ DIV             | 5.5          | 69.2           | 115               | 85         | 30         | 0        | 0             | 41         |
| SUBTOTAL           | 39.6         | 193.2          | 418               | 285        | 130        | 3        | 4             | 167        |
| 2 AND 3 LN EXP     | 1.3          | 7.6            | 11                | 10         | 1          | 0        | 0             | 1          |
| 4+ DIV EXP         | 0.2          | 3.4            | 3                 | 2          | 1          | 0        | 0             | 1          |
| NON FWY            | 41.1         | 204.2          | 432               | 297        | 132        | 3        | 4             | 169        |
| FREEWAY            | 20.7         | 507.3          | 465               | 312        | 153        | 0        | 0             | 209        |
| <b>TOTAL</b>       | <b>61.7</b>  | <b>711.5</b>   | <b>897</b>        | <b>609</b> | <b>285</b> | <b>3</b> | <b>4</b>      | <b>378</b> |
| <i>COUNTYWIDE</i>  |              |                |                   |            |            |          |               |            |
| 2 AND 3 LN         | 82.6         | 189.1          | 374               | 226        | 143        | 5        | 6             | 179        |
| 4+ UND             | 2.0          | 15.4           | 35                | 24         | 11         | 0        | 0             | 16         |
| 4+ DIV             | 11.2         | 175.6          | 291               | 195        | 96         | 0        | 0             | 129        |
| SUBTOTAL           | 95.8         | 380.1          | 700               | 445        | 250        | 5        | 6             | 324        |
| 2 AND 3 LN EXP     | 3.6          | 17.5           | 22                | 13         | 9          | 0        | 0             | 9          |
| 4+ DIV EXP         | 0.2          | 3.4            | 3                 | 2          | 1          | 0        | 0             | 1          |
| NON FWY            | 99.7         | 401.0          | 725               | 460        | 260        | 5        | 6             | 334        |
| FREEWAY            | 23.5         | 569.0          | 490               | 326        | 164        | 0        | 0             | 222        |
| <b>TOTAL</b>       | <b>123.2</b> | <b>970.0</b>   | <b>1,215</b>      | <b>786</b> | <b>424</b> | <b>5</b> | <b>6</b>      | <b>556</b> |

**County Summary of Accidents**  
**FOR 2011 PREPARED 11/20/13**

**TRAVEL AND ACCIDENT SUMMARY FOR SHA COUNTY**

| LANE<br>TYPE       | ROAD<br>MILES | TRAVEL<br>( MVM ) | A C C I D E N T S |            |            |           | V I C T I M S |            |
|--------------------|---------------|-------------------|-------------------|------------|------------|-----------|---------------|------------|
|                    |               |                   | TOTAL             | PDO        | INJURY     | FATAL     | KILLED        | INJURED    |
| <i>RURAL AREAS</i> |               |                   |                   |            |            |           |               |            |
| 2 AND 3 LN         | 189.9         | 197.3             | 208               | 123        | 79         | 6         | 6             | 98         |
| 4+ UND             | 1.3           | 2.4               | 3                 | 1          | 2          | 0         | 0             | 2          |
| 4+ DIV             | 0.2           | 0.3               | 0                 | 0          | 0          | 0         | 0             | 0          |
| SUBTOTAL           | 191.3         | 200.0             | 211               | 124        | 81         | 6         | 6             | 100        |
| 2 AND 3 LN EXP     | 19.6          | 40.3              | 24                | 10         | 14         | 0         | 0             | 18         |
| 4+ DIV EXP         | 5.0           | 28.4              | 6                 | 5          | 1          | 0         | 0             | 1          |
| NON FWY            | 215.9         | 268.7             | 241               | 139        | 96         | 6         | 6             | 119        |
| FREEWAY            | 37.9          | 248.0             | 113               | 72         | 41         | 0         | 0             | 53         |
| <b>TOTAL</b>       | <b>253.8</b>  | <b>516.7</b>      | <b>354</b>        | <b>211</b> | <b>137</b> | <b>6</b>  | <b>6</b>      | <b>172</b> |
| <i>URBAN AREAS</i> |               |                   |                   |            |            |           |               |            |
| 2 AND 3 LN         | 6.7           | 6.5               | 2                 | 1          | 1          | 0         | 0             | 1          |
| 4+ UND             | 0.6           | 4.2               | 20                | 12         | 8          | 0         | 0             | 8          |
| 4+ DIV             | 19.9          | 110.8             | 182               | 108        | 72         | 2         | 2             | 114        |
| SUBTOTAL           | 27.2          | 121.5             | 204               | 121        | 81         | 2         | 2             | 123        |
| 2 AND 3 LN EXP     | 0.4           | 2.2               | 0                 | 0          | 0          | 0         | 0             | 0          |
| 4+ DIV EXP         | 0.1           | 0.3               | 0                 | 0          | 0          | 0         | 0             | 0          |
| NON FWY            | 27.6          | 124.0             | 204               | 121        | 81         | 2         | 2             | 123        |
| FREEWAY            | 30.5          | 420.0             | 244               | 157        | 85         | 2         | 2             | 135        |
| <b>TOTAL</b>       | <b>58.1</b>   | <b>544.1</b>      | <b>448</b>        | <b>278</b> | <b>166</b> | <b>4</b>  | <b>4</b>      | <b>258</b> |
| <i>COUNTYWIDE</i>  |               |                   |                   |            |            |           |               |            |
| 2 AND 3 LN         | 196.6         | 203.8             | 210               | 124        | 80         | 6         | 6             | 99         |
| 4+ UND             | 1.9           | 6.6               | 23                | 13         | 10         | 0         | 0             | 10         |
| 4+ DIV             | 20.1          | 111.1             | 182               | 108        | 72         | 2         | 2             | 114        |
| SUBTOTAL           | 218.5         | 321.5             | 415               | 245        | 162        | 8         | 8             | 223        |
| 2 AND 3 LN EXP     | 20.0          | 42.5              | 24                | 10         | 14         | 0         | 0             | 18         |
| 4+ DIV EXP         | 5.0           | 28.8              | 6                 | 5          | 1          | 0         | 0             | 1          |
| NON FWY            | 243.5         | 392.7             | 445               | 260        | 177        | 8         | 8             | 242        |
| FREEWAY            | 68.4          | 668.1             | 357               | 229        | 126        | 2         | 2             | 188        |
| <b>TOTAL</b>       | <b>311.9</b>  | <b>1,060.8</b>    | <b>802</b>        | <b>489</b> | <b>303</b> | <b>10</b> | <b>10</b>     | <b>430</b> |



**County Summary of Accidents**  
**FOR 2011 PREPARED 11/20/13**

**TRAVEL AND ACCIDENT SUMMARY FOR SIE COUNTY**

| LANE<br>TYPE       | ROAD<br>MILES | TRAVEL<br>( MVM ) | A C C I D E N T S |           |           |          | V I C T I M S |           |
|--------------------|---------------|-------------------|-------------------|-----------|-----------|----------|---------------|-----------|
|                    |               |                   | TOTAL             | PDO       | INJURY    | FATAL    | KILLED        | INJURED   |
| <i>RURAL AREAS</i> |               |                   |                   |           |           |          |               |           |
| 2 AND 3 LN         | 90.4          | 35.1              | 45                | 25        | 19        | 1        | 1             | 24        |
| 4+ UND             | 0.0           | 0.0               | 0                 | 0         | 0         | 0        | 0             | 0         |
| 4+ DIV             | 1.1           | 3.3               | 0                 | 0         | 0         | 0        | 0             | 0         |
| SUBTOTAL           | 91.5          | 38.3              | 45                | 25        | 19        | 1        | 1             | 24        |
| 2 AND 3 LN EXP     | 2.5           | 0.7               | 0                 | 0         | 0         | 0        | 0             | 0         |
| 4+ DIV EXP         | 2.0           | 6.0               | 4                 | 3         | 1         | 0        | 0             | 5         |
| NON FWY            | 96.0          | 45.0              | 49                | 28        | 20        | 1        | 1             | 29        |
| FREEWAY            | 1.6           | 15.7              | 2                 | 1         | 1         | 0        | 0             | 1         |
| <b>TOTAL</b>       | <b>97.6</b>   | <b>60.7</b>       | <b>51</b>         | <b>29</b> | <b>21</b> | <b>1</b> | <b>1</b>      | <b>30</b> |
| <i>URBAN AREAS</i> |               |                   |                   |           |           |          |               |           |
| 2 AND 3 LN         | 0.0           | 0.0               | 0                 | 0         | 0         | 0        | 0             | 0         |
| 4+ UND             | 0.0           | 0.0               | 0                 | 0         | 0         | 0        | 0             | 0         |
| 4+ DIV             | 0.0           | 0.0               | 0                 | 0         | 0         | 0        | 0             | 0         |
| SUBTOTAL           | 0.0           | 0.0               | 0                 | 0         | 0         | 0        | 0             | 0         |
| 2 AND 3 LN EXP     | 0.0           | 0.0               | 0                 | 0         | 0         | 0        | 0             | 0         |
| 4+ DIV EXP         | 0.0           | 0.0               | 0                 | 0         | 0         | 0        | 0             | 0         |
| NON FWY            | 0.0           | 0.0               | 0                 | 0         | 0         | 0        | 0             | 0         |
| FREEWAY            | 0.0           | 0.0               | 0                 | 0         | 0         | 0        | 0             | 0         |
| <b>TOTAL</b>       | <b>0.0</b>    | <b>0.0</b>        | <b>0</b>          | <b>0</b>  | <b>0</b>  | <b>0</b> | <b>0</b>      | <b>0</b>  |
| <i>COUNTYWIDE</i>  |               |                   |                   |           |           |          |               |           |
| 2 AND 3 LN         | 90.4          | 35.1              | 45                | 25        | 19        | 1        | 1             | 24        |
| 4+ UND             | 0.0           | 0.0               | 0                 | 0         | 0         | 0        | 0             | 0         |
| 4+ DIV             | 1.1           | 3.3               | 0                 | 0         | 0         | 0        | 0             | 0         |
| SUBTOTAL           | 91.5          | 38.3              | 45                | 25        | 19        | 1        | 1             | 24        |
| 2 AND 3 LN EXP     | 2.5           | 0.7               | 0                 | 0         | 0         | 0        | 0             | 0         |
| 4+ DIV EXP         | 2.0           | 6.0               | 4                 | 3         | 1         | 0        | 0             | 5         |
| NON FWY            | 96.0          | 45.0              | 49                | 28        | 20        | 1        | 1             | 29        |
| FREEWAY            | 1.6           | 15.7              | 2                 | 1         | 1         | 0        | 0             | 1         |
| <b>TOTAL</b>       | <b>97.6</b>   | <b>60.7</b>       | <b>51</b>         | <b>29</b> | <b>21</b> | <b>1</b> | <b>1</b>      | <b>30</b> |

**County Summary of Accidents**

**FOR 2011 PREPARED 11/20/13**

**TRAVEL AND ACCIDENT SUMMARY FOR SIS COUNTY**

| LANE<br>TYPE       | ROAD<br>MILES | TRAVEL<br>( MVM ) | A C C I D E N T S |            |            |          | V I C T I M S |            |
|--------------------|---------------|-------------------|-------------------|------------|------------|----------|---------------|------------|
|                    |               |                   | TOTAL             | PDO        | INJURY     | FATAL    | KILLED        | INJURED    |
| <i>RURAL AREAS</i> |               |                   |                   |            |            |          |               |            |
| 2 AND 3 LN         | 252.9         | 139.7             | 121               | 63         | 54         | 4        | 9             | 74         |
| 4+ UND             | 1.7           | 2.9               | 1                 | 1          | 0          | 0        | 0             | 0          |
| 4+ DIV             | 0.2           | 0.6               | 0                 | 0          | 0          | 0        | 0             | 0          |
| SUBTOTAL           | 254.7         | 143.2             | 122               | 64         | 54         | 4        | 9             | 74         |
| 2 AND 3 LN EXP     | 9.9           | 10.7              | 12                | 3          | 9          | 0        | 0             | 17         |
| 4+ DIV EXP         | 0.0           | 0.0               | 0                 | 0          | 0          | 0        | 0             | 0          |
| NON FWY            | 264.6         | 153.9             | 134               | 67         | 63         | 4        | 9             | 91         |
| FREEWAY            | 51.6          | 263.7             | 116               | 75         | 39         | 2        | 2             | 64         |
| <b>TOTAL</b>       | <b>316.3</b>  | <b>417.5</b>      | <b>250</b>        | <b>142</b> | <b>102</b> | <b>6</b> | <b>11</b>     | <b>155</b> |
| <i>URBAN AREAS</i> |               |                   |                   |            |            |          |               |            |
| 2 AND 3 LN         | 12.6          | 15.2              | 10                | 3          | 7          | 0        | 0             | 12         |
| 4+ UND             | 0.6           | 0.6               | 0                 | 0          | 0          | 0        | 0             | 0          |
| 4+ DIV             | 0.7           | 2.4               | 13                | 9          | 4          | 0        | 0             | 6          |
| SUBTOTAL           | 13.8          | 18.2              | 23                | 12         | 11         | 0        | 0             | 18         |
| 2 AND 3 LN EXP     | 2.2           | 2.4               | 2                 | 2          | 0          | 0        | 0             | 0          |
| 4+ DIV EXP         | 0.0           | 0.0               | 0                 | 0          | 0          | 0        | 0             | 0          |
| NON FWY            | 16.0          | 20.6              | 25                | 14         | 11         | 0        | 0             | 18         |
| FREEWAY            | 17.2          | 92.0              | 38                | 29         | 8          | 1        | 1             | 16         |
| <b>TOTAL</b>       | <b>33.2</b>   | <b>112.6</b>      | <b>63</b>         | <b>43</b>  | <b>19</b>  | <b>1</b> | <b>1</b>      | <b>34</b>  |
| <i>COUNTYWIDE</i>  |               |                   |                   |            |            |          |               |            |
| 2 AND 3 LN         | 265.5         | 154.9             | 131               | 66         | 61         | 4        | 9             | 86         |
| 4+ UND             | 2.2           | 3.4               | 1                 | 1          | 0          | 0        | 0             | 0          |
| 4+ DIV             | 0.9           | 3.0               | 13                | 9          | 4          | 0        | 0             | 6          |
| SUBTOTAL           | 268.6         | 161.3             | 145               | 76         | 65         | 4        | 9             | 92         |
| 2 AND 3 LN EXP     | 12.1          | 13.2              | 14                | 5          | 9          | 0        | 0             | 17         |
| 4+ DIV EXP         | 0.0           | 0.0               | 0                 | 0          | 0          | 0        | 0             | 0          |
| NON FWY            | 280.6         | 174.5             | 159               | 81         | 74         | 4        | 9             | 109        |
| FREEWAY            | 68.8          | 355.7             | 154               | 104        | 47         | 3        | 3             | 80         |
| <b>TOTAL</b>       | <b>349.5</b>  | <b>530.2</b>      | <b>313</b>        | <b>185</b> | <b>121</b> | <b>7</b> | <b>12</b>     | <b>189</b> |

**County Summary of Accidents**

**FOR 2011 PREPARED 11/20/13**

**TRAVEL AND ACCIDENT SUMMARY FOR SOL COUNTY**

| LANE TYPE          | ROAD MILES   | TRAVEL ( MVM ) | A C C I D E N T S |              |            |          | V I C T I M S |            |
|--------------------|--------------|----------------|-------------------|--------------|------------|----------|---------------|------------|
|                    |              |                | TOTAL             | PDO          | INJURY     | FATAL    | KILLED        | INJURED    |
| <i>RURAL AREAS</i> |              |                |                   |              |            |          |               |            |
| 2 AND 3 LN         | 57.4         | 216.9          | 85                | 52           | 31         | 2        | 2             | 40         |
| 4+ UND             | 0.0          | 0.1            | 0                 | 0            | 0          | 0        | 0             | 0          |
| 4+ DIV             | 0:0          | 0.0            | 0                 | 0            | 0          | 0        | 0             | 0          |
| SUBTOTAL           | 57.5         | 216.9          | 85                | 52           | 31         | 2        | 2             | 40         |
| 2 AND 3 LN EXP     | 0.8          | 4.3            | 0                 | 0            | 0          | 0        | 0             | 0          |
| 4+ DIV EXP         | 0.0          | 0.0            | 0                 | 0            | 0          | 0        | 0             | 0          |
| NON FWY            | 58.2         | 221.3          | 85                | 52           | 31         | 2        | 2             | 40         |
| FREEWAY            | 16.0         | 471.2          | 141               | 96           | 43         | 2        | 2             | 64         |
| <b>TOTAL</b>       | <b>74.2</b>  | <b>692.5</b>   | <b>226</b>        | <b>148</b>   | <b>74</b>  | <b>4</b> | <b>4</b>      | <b>104</b> |
| <i>URBAN AREAS</i> |              |                |                   |              |            |          |               |            |
| 2 AND 3 LN         | 12.1         | 62.4           | 63                | 38           | 24         | 1        | 1             | 33         |
| 4+ UND             | 2.4          | 11.9           | 35                | 14           | 21         | 0        | 0             | 29         |
| 4+ DIV             | 4.9          | 45.9           | 85                | 44           | 41         | 0        | 0             | 60         |
| SUBTOTAL           | 19.5         | 120.3          | 183               | 96           | 86         | 1        | 1             | 122        |
| 2 AND 3 LN EXP     | 0.6          | 5.4            | 8                 | 4            | 4          | 0        | 0             | 7          |
| 4+ DIV EXP         | 0.1          | 1.5            | 0                 | 0            | 0          | 0        | 0             | 0          |
| NON FWY            | 20.2         | 127.3          | 191               | 100          | 90         | 1        | 1             | 129        |
| FREEWAY            | 64.2         | 2,303.9        | 1,270             | 892          | 375        | 3        | 4             | 564        |
| <b>TOTAL</b>       | <b>84.4</b>  | <b>2,431.2</b> | <b>1,461</b>      | <b>992</b>   | <b>465</b> | <b>4</b> | <b>5</b>      | <b>693</b> |
| <i>COUNTYWIDE</i>  |              |                |                   |              |            |          |               |            |
| 2 AND 3 LN         | 69.6         | 279.3          | 148               | 90           | 55         | 3        | 3             | 73         |
| 4+ UND             | 2.4          | 12.0           | 35                | 14           | 21         | 0        | 0             | 29         |
| 4+ DIV             | 4.9          | 45.9           | 85                | 44           | 41         | 0        | 0             | 60         |
| SUBTOTAL           | 76.9         | 337.2          | 268               | 148          | 117        | 3        | 3             | 162        |
| 2 AND 3 LN EXP     | 1.4          | 9.8            | 8                 | 4            | 4          | 0        | 0             | 7          |
| 4+ DIV EXP         | 0.1          | 1.5            | 0                 | 0            | 0          | 0        | 0             | 0          |
| NON FWY            | 78.4         | 348.5          | 276               | 152          | 121        | 3        | 3             | 169        |
| FREEWAY            | 80.2         | 2,775.2        | 1,411             | 988          | 418        | 5        | 6             | 628        |
| <b>TOTAL</b>       | <b>158.6</b> | <b>3,123.7</b> | <b>1,687</b>      | <b>1,140</b> | <b>539</b> | <b>8</b> | <b>9</b>      | <b>797</b> |

**County Summary of Accidents**

**FOR 2011 PREPARED 11/20/13**

**TRAVEL AND ACCIDENT SUMMARY FOR SON COUNTY**

| LANE<br>TYPE       | ROAD<br>MILES | TRAVEL<br>( MVM ) | A C C I D E N T S |              |            |          | V I C T I M S |            |
|--------------------|---------------|-------------------|-------------------|--------------|------------|----------|---------------|------------|
|                    |               |                   | TOTAL             | PDO          | INJURY     | FATAL    | KILLED        | INJURED    |
| <i>RURAL AREAS</i> |               |                   |                   |              |            |          |               |            |
| 2 AND 3 LN         | 132.4         | 279.0             | 294               | 154          | 135        | 5        | 5             | 195        |
| 4+ UND             | 0.7           | 4.0               | 2                 | 1            | 1          | 0        | 0             | 1          |
| 4+ DIV             | 0.6           | 3.9               | 14                | 10           | 4          | 0        | 0             | 4          |
| SUBTOTAL           | 133.6         | 287.0             | 310               | 165          | 140        | 5        | 5             | 200        |
| 2 AND 3 LN EXP     | 0.0           | 0.0               | 0                 | 0            | 0          | 0        | 0             | 0          |
| 4+ DIV EXP         | 7.0           | 130.4             | 83                | 41           | 42         | 0        | 0             | 54         |
| NON FWY            | 140.6         | 417.4             | 393               | 206          | 182        | 5        | 5             | 254        |
| FREEWAY            | 13.8          | 117.4             | 23                | 13           | 10         | 0        | 0             | 14         |
| <b>TOTAL</b>       | <b>154.5</b>  | <b>534.8</b>      | <b>416</b>        | <b>219</b>   | <b>192</b> | <b>5</b> | <b>5</b>      | <b>268</b> |
| <i>URBAN AREAS</i> |               |                   |                   |              |            |          |               |            |
| 2 AND 3 LN         | 34.2          | 225.5             | 274               | 161          | 112        | 1        | 1             | 165        |
| 4+ UND             | 0.2           | 1.8               | 8                 | 3            | 5          | 0        | 0             | 5          |
| 4+ DIV             | 7.0           | 82.4              | 106               | 52           | 54         | 0        | 0             | 89         |
| SUBTOTAL           | 41.4          | 309.7             | 388               | 216          | 171        | 1        | 1             | 259        |
| 2 AND 3 LN EXP     | 0.0           | 0.0               | 0                 | 0            | 0          | 0        | 0             | 0          |
| 4+ DIV EXP         | 0.1           | 2.6               | 1                 | 1            | 0          | 0        | 0             | 0          |
| NON FWY            | 41.4          | 312.3             | 389               | 217          | 171        | 1        | 1             | 259        |
| FREEWAY            | 42.0          | 1,132.8           | 1,017             | 679          | 335        | 3        | 3             | 457        |
| <b>TOTAL</b>       | <b>83.4</b>   | <b>1,445.0</b>    | <b>1,406</b>      | <b>896</b>   | <b>506</b> | <b>4</b> | <b>4</b>      | <b>716</b> |
| <i>COUNTYWIDE</i>  |               |                   |                   |              |            |          |               |            |
| 2 AND 3 LN         | 166.5         | 504.5             | 568               | 315          | 247        | 6        | 6             | 360        |
| 4+ UND             | 0.9           | 5.8               | 10                | 4            | 6          | 0        | 0             | 6          |
| 4+ DIV             | 7.5           | 86.3              | 120               | 62           | 58         | 0        | 0             | 93         |
| SUBTOTAL           | 175.0         | 596.6             | 698               | 381          | 311        | 6        | 6             | 459        |
| 2 AND 3 LN EXP     | 0.0           | 0.0               | 0                 | 0            | 0          | 0        | 0             | 0          |
| 4+ DIV EXP         | 7.1           | 133.0             | 84                | 42           | 42         | 0        | 0             | 54         |
| NON FWY            | 182.1         | 729.6             | 782               | 423          | 353        | 6        | 6             | 513        |
| FREEWAY            | 55.8          | 1,250.2           | 1,040             | 692          | 345        | 3        | 3             | 471        |
| <b>TOTAL</b>       | <b>237.9</b>  | <b>1,979.8</b>    | <b>1,822</b>      | <b>1,115</b> | <b>698</b> | <b>9</b> | <b>9</b>      | <b>984</b> |

**County Summary of Accidents**

**FOR 2011 PREPARED 11/20/13**

**TRAVEL AND ACCIDENT SUMMARY FOR STA COUNTY**

| LANE<br>TYPE       | ROAD<br>MILES | TRAVEL<br>( MVM ) | A C C I D E N T S |            |            |           | V I C T I M S |            |
|--------------------|---------------|-------------------|-------------------|------------|------------|-----------|---------------|------------|
|                    |               |                   | TOTAL             | PDO        | INJURY     | FATAL     | KILLED        | INJURED    |
| <i>RURAL AREAS</i> |               |                   |                   |            |            |           |               |            |
| 2 AND 3 LN         | 67.8          | 181.6             | 139               | 80         | 56         | 3         | 3             | 93         |
| 4+ UND             | 0.0           | 0.0               | 0                 | 0          | 0          | 0         | 0             | 0          |
| 4+ DIV             | 0.2           | 1.0               | 3                 | 1          | 2          | 0         | 0             | 2          |
| SUBTOTAL           | 68.0          | 182.6             | 142               | 81         | 58         | 3         | 3             | 95         |
| 2 AND 3 LN EXP     | 0.9           | 3.4               | 1                 | 1          | 0          | 0         | 0             | 0          |
| 4+ DIV EXP         | 0.9           | 3.9               | 0                 | 0          | 0          | 0         | 0             | 0          |
| NON FWY            | 69.9          | 189.9             | 143               | 82         | 58         | 3         | 3             | 95         |
| FREEWAY            | 31.4          | 481.7             | 119               | 88         | 30         | 1         | 1             | 52         |
| <b>TOTAL</b>       | <b>101.3</b>  | <b>671.7</b>      | <b>262</b>        | <b>170</b> | <b>88</b>  | <b>4</b>  | <b>4</b>      | <b>147</b> |
| <i>URBAN AREAS</i> |               |                   |                   |            |            |           |               |            |
| 2 AND 3 LN         | 44.0          | 178.7             | 246               | 134        | 109        | 3         | 3             | 163        |
| 4+ UND             | 2.7           | 12.3              | 51                | 28         | 23         | 0         | 0             | 32         |
| 4+ DIV             | 11.8          | 98.2              | 229               | 100        | 125        | 4         | 4             | 197        |
| SUBTOTAL           | 58.5          | 289.2             | 526               | 262        | 257        | 7         | 7             | 392        |
| 2 AND 3 LN EXP     | 0.0           | 0.0               | 0                 | 0          | 0          | 0         | 0             | 0          |
| 4+ DIV EXP         | 0.0           | 0.0               | 0                 | 0          | 0          | 0         | 0             | 0          |
| NON FWY            | 58.5          | 289.2             | 526               | 262        | 257        | 7         | 7             | 392        |
| FREEWAY            | 21.7          | 797.1             | 653               | 469        | 173        | 11        | 11            | 277        |
| <b>TOTAL</b>       | <b>80.2</b>   | <b>1,086.3</b>    | <b>1,179</b>      | <b>731</b> | <b>430</b> | <b>18</b> | <b>18</b>     | <b>669</b> |
| <i>COUNTYWIDE</i>  |               |                   |                   |            |            |           |               |            |
| 2 AND 3 LN         | 111.9         | 360.4             | 385               | 214        | 165        | 6         | 6             | 256        |
| 4+ UND             | 2.7           | 12.3              | 51                | 28         | 23         | 0         | 0             | 32         |
| 4+ DIV             | 12.0          | 99.2              | 232               | 101        | 127        | 4         | 4             | 199        |
| SUBTOTAL           | 126.6         | 471.8             | 668               | 343        | 315        | 10        | 10            | 487        |
| 2 AND 3 LN EXP     | 0.9           | 3.4               | 1                 | 1          | 0          | 0         | 0             | 0          |
| 4+ DIV EXP         | 0.9           | 3.9               | 0                 | 0          | 0          | 0         | 0             | 0          |
| NON FWY            | 128.4         | 479.1             | 669               | 344        | 315        | 10        | 10            | 487        |
| FREEWAY            | 53.1          | 1,278.8           | 772               | 557        | 203        | 12        | 12            | 329        |
| <b>TOTAL</b>       | <b>181.5</b>  | <b>1,758.0</b>    | <b>1,441</b>      | <b>901</b> | <b>518</b> | <b>22</b> | <b>22</b>     | <b>816</b> |

**County Summary of Accidents**

**FOR 2011 PREPARED 11/20/13**

**TRAVEL AND ACCIDENT SUMMARY FOR SUT COUNTY**

| LANE<br>TYPE       | ROAD<br>MILES | TRAVEL<br>( MVM ) | A C C I D E N T S |            |            |          | V I C T I M S |            |
|--------------------|---------------|-------------------|-------------------|------------|------------|----------|---------------|------------|
|                    |               |                   | TOTAL             | PDO        | INJURY     | FATAL    | KILLED        | INJURED    |
| <i>RURAL AREAS</i> |               |                   |                   |            |            |          |               |            |
| 2 AND 3 LN         | 44.7          | 167.4             | 67                | 37         | 27         | 3        | 5             | 59         |
| 4+ UND             | 0.0           | 0.0               | 0                 | 0          | 0          | 0        | 0             | 0          |
| 4+ DIV             | 4.7           | 26.5              | 5                 | 1          | 3          | 1        | 1             | 4          |
| SUBTOTAL           | 49.3          | 193.9             | 72                | 38         | 30         | 4        | 6             | 63         |
| 2 AND 3 LN EXP     | 3.3           | 20.1              | 2                 | 1          | 1          | 0        | 0             | 1          |
| 4+ DIV EXP         | 9.4           | 89.9              | 29                | 23         | 6          | 0        | 0             | 13         |
| NON FWY            | 62.0          | 303.8             | 103               | 62         | 37         | 4        | 6             | 77         |
| FREEWAY            | 5.9           | 44.7              | 7                 | 4          | 2          | 1        | 1             | 3          |
| <b>TOTAL</b>       | <b>67.9</b>   | <b>348.5</b>      | <b>110</b>        | <b>66</b>  | <b>39</b>  | <b>5</b> | <b>7</b>      | <b>80</b>  |
| <i>URBAN AREAS</i> |               |                   |                   |            |            |          |               |            |
| 2 AND 3 LN         | 2.7           | 16.8              | 30                | 21         | 9          | 0        | 0             | 14         |
| 4+ UND             | 0.0           | 0.0               | 0                 | 0          | 0          | 0        | 0             | 0          |
| 4+ DIV             | 3.6           | 36.0              | 89                | 34         | 55         | 0        | 0             | 81         |
| SUBTOTAL           | 6.3           | 52.8              | 119               | 55         | 64         | 0        | 0             | 95         |
| 2 AND 3 LN EXP     | 0.0           | 0.0               | 0                 | 0          | 0          | 0        | 0             | 0          |
| 4+ DIV EXP         | 7.7           | 60.1              | 69                | 32         | 36         | 1        | 1             | 67         |
| NON FWY            | 14.0          | 112.9             | 188               | 87         | 100        | 1        | 1             | 162        |
| FREEWAY            | 1.6           | 11.4              | 4                 | 0          | 4          | 0        | 0             | 4          |
| <b>TOTAL</b>       | <b>15.6</b>   | <b>124.3</b>      | <b>192</b>        | <b>87</b>  | <b>104</b> | <b>1</b> | <b>1</b>      | <b>166</b> |
| <i>COUNTYWIDE</i>  |               |                   |                   |            |            |          |               |            |
| 2 AND 3 LN         | 47.4          | 184.2             | 97                | 58         | 36         | 3        | 5             | 73         |
| 4+ UND             | 0.0           | 0.0               | 0                 | 0          | 0          | 0        | 0             | 0          |
| 4+ DIV             | 8.3           | 62.5              | 94                | 35         | 58         | 1        | 1             | 85         |
| SUBTOTAL           | 55.7          | 246.7             | 191               | 93         | 94         | 4        | 6             | 158        |
| 2 AND 3 LN EXP     | 3.3           | 20.1              | 2                 | 1          | 1          | 0        | 0             | 1          |
| 4+ DIV EXP         | 17.1          | 150.0             | 98                | 55         | 42         | 1        | 1             | 80         |
| NON FWY            | 76.1          | 416.8             | 291               | 149        | 137        | 5        | 7             | 239        |
| FREEWAY            | 7.5           | 56.1              | 11                | 4          | 6          | 1        | 1             | 7          |
| <b>TOTAL</b>       | <b>83.6</b>   | <b>472.8</b>      | <b>302</b>        | <b>153</b> | <b>143</b> | <b>6</b> | <b>8</b>      | <b>246</b> |

**County Summary of Accidents**  
**FOR 2011 PREPARED 11/20/13**

**TRAVEL AND ACCIDENT SUMMARY FOR TEH COUNTY**

| LANE TYPE          | ROAD MILES   | TRAVEL ( MVM ) | A C C I D E N T S |            |            |          | V I C T I M S |            |
|--------------------|--------------|----------------|-------------------|------------|------------|----------|---------------|------------|
|                    |              |                | TOTAL             | PDO        | INJURY     | FATAL    | KILLED        | INJURED    |
| <i>RURAL AREAS</i> |              |                |                   |            |            |          |               |            |
| 2 AND 3 LN         | 130.5        | 86.3           | 85                | 39         | 46         | 0        | 0             | 75         |
| 4+ UND             | 0.0          | 0.0            | 0                 | 0          | 0          | 0        | 0             | 0          |
| 4+ DIV             | 0.0          | 0.0            | 0                 | 0          | 0          | 0        | 0             | 0          |
| SUBTOTAL           | 130.5        | 86.3           | 85                | 39         | 46         | 0        | 0             | 75         |
| 2 AND 3 LN EXP     | 21.0         | 31.2           | 12                | 8          | 4          | 0        | 0             | 9          |
| 4+ DIV EXP         | 0.2          | 0.1            | 1                 | 1          | 0          | 0        | 0             | 0          |
| NON FWY            | 151.8        | 117.6          | 98                | 48         | 50         | 0        | 0             | 84         |
| FREEWAY            | 28.4         | 285.1          | 80                | 52         | 27         | 1        | 1             | 36         |
| <b>TOTAL</b>       | <b>180.1</b> | <b>402.8</b>   | <b>178</b>        | <b>100</b> | <b>77</b>  | <b>1</b> | <b>1</b>      | <b>120</b> |
| <i>URBAN AREAS</i> |              |                |                   |            |            |          |               |            |
| 2 AND 3 LN         | 4.1          | 7.0            | 14                | 11         | 3          | 0        | 0             | 3          |
| 4+ UND             | 0.1          | 0.9            | 1                 | 0          | 1          | 0        | 0             | 2          |
| 4+ DIV             | 3.0          | 17.5           | 44                | 31         | 13         | 0        | 0             | 15         |
| SUBTOTAL           | 7.2          | 25.4           | 59                | 42         | 17         | 0        | 0             | 20         |
| 2 AND 3 LN EXP     | 7.6          | 5.4            | 4                 | 2          | 2          | 0        | 0             | 3          |
| 4+ DIV EXP         | 0.0          | 0.0            | 0                 | 0          | 0          | 0        | 0             | 0          |
| NON FWY            | 14.8         | 30.7           | 63                | 44         | 19         | 0        | 0             | 23         |
| FREEWAY            | 12.3         | 129.4          | 43                | 32         | 9          | 2        | 2             | 17         |
| <b>TOTAL</b>       | <b>27.1</b>  | <b>160.1</b>   | <b>106</b>        | <b>76</b>  | <b>28</b>  | <b>2</b> | <b>2</b>      | <b>40</b>  |
| <i>COUNTYWIDE</i>  |              |                |                   |            |            |          |               |            |
| 2 AND 3 LN         | 134.6        | 93.4           | 99                | 50         | 49         | 0        | 0             | 78         |
| 4+ UND             | 0.1          | 0.9            | 1                 | 0          | 1          | 0        | 0             | 2          |
| 4+ DIV             | 3.0          | 17.5           | 44                | 31         | 13         | 0        | 0             | 15         |
| SUBTOTAL           | 137.7        | 111.7          | 144               | 81         | 63         | 0        | 0             | 95         |
| 2 AND 3 LN EXP     | 28.6         | 36.6           | 16                | 10         | 6          | 0        | 0             | 12         |
| 4+ DIV EXP         | 0.2          | 0.1            | 1                 | 1          | 0          | 0        | 0             | 0          |
| NON FWY            | 166.6        | 148.4          | 161               | 92         | 69         | 0        | 0             | 107        |
| FREEWAY            | 40.6         | 414.5          | 123               | 84         | 36         | 3        | 3             | 53         |
| <b>TOTAL</b>       | <b>207.2</b> | <b>562.9</b>   | <b>284</b>        | <b>176</b> | <b>105</b> | <b>3</b> | <b>3</b>      | <b>160</b> |

**County Summary of Accidents**  
**FOR 2011 PREPARED 11/20/13**

**TRAVEL AND ACCIDENT SUMMARY FOR TRI COUNTY**

| LANE<br>TYPE       | ROAD<br>MILES | TRAVEL<br>( MVM ) | A C C I D E N T S |     |        |       | V I C T I M S |         |
|--------------------|---------------|-------------------|-------------------|-----|--------|-------|---------------|---------|
|                    |               |                   | TOTAL             | PDO | INJURY | FATAL | KILLED        | INJURED |
| <i>RURAL AREAS</i> |               |                   |                   |     |        |       |               |         |
| 2 AND 3 LN         | 172.3         | 119.4             | 145               | 76  | 66     | 3     | 4             | 88      |
| 4+ UND             | 0.6           | 0.6               | 1                 | 1   | 0      | 0     | 0             | 0       |
| 4+ DIV             | 0.0           | 0.0               | 0                 | 0   | 0      | 0     | 0             | 0       |
| SUBTOTAL           | 172.9         | 120.0             | 146               | 77  | 66     | 3     | 4             | 88      |
| 2 AND 3 LN EXP     | 27.5          | 16.8              | 12                | 6   | 6      | 0     | 0             | 6       |
| 4+ DIV EXP         | 0.5           | 0.7               | 0                 | 0   | 0      | 0     | 0             | 0       |
| NON FWY            | 200.9         | 137.5             | 158               | 83  | 72     | 3     | 4             | 94      |
| FREEWAY            | 0.0           | 0.0               | 0                 | 0   | 0      | 0     | 0             | 0       |
| TOTAL              | 200.9         | 137.5             | 158               | 83  | 72     | 3     | 4             | 94      |
| <i>URBAN AREAS</i> |               |                   |                   |     |        |       |               |         |
| 2 AND 3 LN         | 0.0           | 0.0               | 0                 | 0   | 0      | 0     | 0             | 0       |
| 4+ UND             | 0.0           | 0.0               | 0                 | 0   | 0      | 0     | 0             | 0       |
| 4+ DIV             | 0.0           | 0.0               | 0                 | 0   | 0      | 0     | 0             | 0       |
| SUBTOTAL           | 0.0           | 0.0               | 0                 | 0   | 0      | 0     | 0             | 0       |
| 2 AND 3 LN EXP     | 0.0           | 0.0               | 0                 | 0   | 0      | 0     | 0             | 0       |
| 4+ DIV EXP         | 0.0           | 0.0               | 0                 | 0   | 0      | 0     | 0             | 0       |
| NON FWY            | 0.0           | 0.0               | 0                 | 0   | 0      | 0     | 0             | 0       |
| FREEWAY            | 0.0           | 0.0               | 0                 | 0   | 0      | 0     | 0             | 0       |
| TOTAL              | 0.0           | 0.0               | 0                 | 0   | 0      | 0     | 0             | 0       |
| <i>COUNTYWIDE</i>  |               |                   |                   |     |        |       |               |         |
| 2 AND 3 LN         | 172.3         | 119.4             | 145               | 76  | 66     | 3     | 4             | 88      |
| 4+ UND             | 0.6           | 0.6               | 1                 | 1   | 0      | 0     | 0             | 0       |
| 4+ DIV             | 0.0           | 0.0               | 0                 | 0   | 0      | 0     | 0             | 0       |
| SUBTOTAL           | 172.9         | 120.0             | 146               | 77  | 66     | 3     | 4             | 88      |
| 2 AND 3 LN EXP     | 27.5          | 16.8              | 12                | 6   | 6      | 0     | 0             | 6       |
| 4+ DIV EXP         | 0.5           | 0.7               | 0                 | 0   | 0      | 0     | 0             | 0       |
| NON FWY            | 200.9         | 137.5             | 158               | 83  | 72     | 3     | 4             | 94      |
| FREEWAY            | 0.0           | 0.0               | 0                 | 0   | 0      | 0     | 0             | 0       |
| TOTAL              | 200.9         | 137.5             | 158               | 83  | 72     | 3     | 4             | 94      |



**County Summary of Accidents**

**FOR 2011 PREPARED 11/20/13**

**TRAVEL AND ACCIDENT SUMMARY FOR TUL COUNTY**

| LANE<br>TYPE       | ROAD<br>MILES | TRAVEL<br>( MVM ) | A C C I D E N T S |              |            |           | V I C T I M S |            |
|--------------------|---------------|-------------------|-------------------|--------------|------------|-----------|---------------|------------|
|                    |               |                   | TOTAL             | PDO          | INJURY     | FATAL     | KILLED        | INJURED    |
| <i>RURAL AREAS</i> |               |                   |                   |              |            |           |               |            |
| 2 AND 3 LN         | 193.0         | 264.5             | 268               | 162          | 97         | 9         | 12            | 171        |
| 4+ UND             | 1.0           | 3.9               | 0                 | 0            | 0          | 0         | 0             | 0          |
| 4+ DIV             | 0.8           | 4.8               | 10                | 7            | 3          | 0         | 0             | 3          |
| SUBTOTAL           | 194.8         | 273.2             | 278               | 169          | 100        | 9         | 12            | 174        |
| 2 AND 3 LN EXP     | 17.3          | 53.8              | 22                | 13           | 9          | 0         | 0             | 15         |
| 4+ DIV EXP         | 4.4           | 22.0              | 21                | 17           | 3          | 1         | 1             | 8          |
| NON FWY            | 216.5         | 349.0             | 321               | 199          | 112        | 10        | 13            | 197        |
| FREEWAY            | 33.9          | 558.7             | 261               | 174          | 84         | 3         | 3             | 127        |
| <b>TOTAL</b>       | <b>250.4</b>  | <b>907.7</b>      | <b>582</b>        | <b>373</b>   | <b>196</b> | <b>13</b> | <b>16</b>     | <b>324</b> |
| <i>URBAN AREAS</i> |               |                   |                   |              |            |           |               |            |
| 2 AND 3 LN         | 34.2          | 88.2              | 104               | 70           | 33         | 1         | 1             | 49         |
| 4+ UND             | 3.4           | 13.0              | 38                | 21           | 16         | 1         | 1             | 23         |
| 4+ DIV             | 12.5          | 87.3              | 336               | 259          | 75         | 2         | 2             | 114        |
| SUBTOTAL           | 50.1          | 188.5             | 478               | 350          | 124        | 4         | 4             | 186        |
| 2 AND 3 LN EXP     | 1.8           | 8.7               | 4                 | 1            | 3          | 0         | 0             | 3          |
| 4+ DIV EXP         | 10.9          | 77.2              | 71                | 36           | 31         | 4         | 4             | 57         |
| NON FWY            | 62.8          | 274.4             | 553               | 387          | 158        | 8         | 8             | 246        |
| FREEWAY            | 37.4          | 589.6             | 374               | 263          | 108        | 3         | 3             | 150        |
| <b>TOTAL</b>       | <b>100.2</b>  | <b>864.0</b>      | <b>927</b>        | <b>650</b>   | <b>266</b> | <b>11</b> | <b>11</b>     | <b>396</b> |
| <i>COUNTYWIDE</i>  |               |                   |                   |              |            |           |               |            |
| 2 AND 3 LN         | 227.2         | 352.7             | 372               | 232          | 130        | 10        | 13            | 220        |
| 4+ UND             | 4.4           | 16.9              | 38                | 21           | 16         | 1         | 1             | 23         |
| 4+ DIV             | 13.3          | 92.1              | 346               | 266          | 78         | 2         | 2             | 117        |
| SUBTOTAL           | 244.9         | 461.7             | 756               | 519          | 224        | 13        | 16            | 360        |
| 2 AND 3 LN EXP     | 19.1          | 62.5              | 26                | 14           | 12         | 0         | 0             | 18         |
| 4+ DIV EXP         | 15.3          | 99.2              | 92                | 53           | 34         | 5         | 5             | 65         |
| NON FWY            | 279.3         | 623.4             | 874               | 586          | 270        | 18        | 21            | 443        |
| FREEWAY            | 71.3          | 1,148.3           | 635               | 437          | 192        | 6         | 6             | 277        |
| <b>TOTAL</b>       | <b>350.6</b>  | <b>1,771.7</b>    | <b>1,509</b>      | <b>1,023</b> | <b>462</b> | <b>24</b> | <b>27</b>     | <b>720</b> |

**County Summary of Accidents**

**FOR 2011 PREPARED 11/20/13**

**TRAVEL AND ACCIDENT SUMMARY FOR TUO COUNTY**

| LANE<br>TYPE       | ROAD<br>MILES | TRAVEL<br>( MVM ) | A C C I D E N T S |            |            |          | V I C T I M S |            |
|--------------------|---------------|-------------------|-------------------|------------|------------|----------|---------------|------------|
|                    |               |                   | TOTAL             | PDO        | INJURY     | FATAL    | KILLED        | INJURED    |
| <i>RURAL AREAS</i> |               |                   |                   |            |            |          |               |            |
| 2 AND 3 LN         | 84.2          | 100.3             | 96                | 44         | 50         | 2        | 2             | 69         |
| 4+ UND             | 0.2           | 0.1               | 0                 | 0          | 0          | 0        | 0             | 0          |
| 4+ DIV             | 0.0           | 0.0               | 0                 | 0          | 0          | 0        | 0             | 0          |
| SUBTOTAL           | 84.4          | 100.4             | 96                | 44         | 50         | 2        | 2             | 69         |
| 2 AND 3 LN EXP     | 34.1          | 68.7              | 33                | 21         | 11         | 1        | 2             | 17         |
| 4+ DIV EXP         | 9.8           | 35.6              | 15                | 6          | 9          | 0        | 0             | 18         |
| NON FWY            | 128.3         | 204.7             | 144               | 71         | 70         | 3        | 4             | 104        |
| FREEWAY            | 0.0           | 0.0               | 0                 | 0          | 0          | 0        | 0             | 0          |
| <b>TOTAL</b>       | <b>128.3</b>  | <b>204.7</b>      | <b>144</b>        | <b>71</b>  | <b>70</b>  | <b>3</b> | <b>4</b>      | <b>104</b> |
| <i>URBAN AREAS</i> |               |                   |                   |            |            |          |               |            |
| 2 AND 3 LN         | 16.9          | 81.6              | 123               | 78         | 45         | 0        | 0             | 60         |
| 4+ UND             | 0.0           | 0.0               | 0                 | 0          | 0          | 0        | 0             | 0          |
| 4+ DIV             | 0.0           | 0.0               | 0                 | 0          | 0          | 0        | 0             | 0          |
| SUBTOTAL           | 16.9          | 81.6              | 123               | 78         | 45         | 0        | 0             | 60         |
| 2 AND 3 LN EXP     | 3.3           | 18.7              | 6                 | 4          | 2          | 0        | 0             | 3          |
| 4+ DIV EXP         | 3.3           | 10.4              | 10                | 5          | 4          | 1        | 1             | 7          |
| NON FWY            | 23.5          | 110.7             | 139               | 87         | 51         | 1        | 1             | 70         |
| FREEWAY            | 0.0           | 0.0               | 0                 | 0          | 0          | 0        | 0             | 0          |
| <b>TOTAL</b>       | <b>23.5</b>   | <b>110.7</b>      | <b>139</b>        | <b>87</b>  | <b>51</b>  | <b>1</b> | <b>1</b>      | <b>70</b>  |
| <i>COUNTYWIDE</i>  |               |                   |                   |            |            |          |               |            |
| 2 AND 3 LN         | 101.1         | 181.9             | 219               | 122        | 95         | 2        | 2             | 129        |
| 4+ UND             | 0.2           | 0.1               | 0                 | 0          | 0          | 0        | 0             | 0          |
| 4+ DIV             | 0.0           | 0.0               | 0                 | 0          | 0          | 0        | 0             | 0          |
| SUBTOTAL           | 101.2         | 182.1             | 219               | 122        | 95         | 2        | 2             | 129        |
| 2 AND 3 LN EXP     | 37.4          | 87.4              | 39                | 25         | 13         | 1        | 2             | 20         |
| 4+ DIV EXP         | 13.1          | 46.0              | 25                | 11         | 13         | 1        | 1             | 25         |
| NON FWY            | 151.8         | 315.5             | 283               | 158        | 121        | 4        | 5             | 174        |
| FREEWAY            | 0.0           | 0.0               | 0                 | 0          | 0          | 0        | 0             | 0          |
| <b>TOTAL</b>       | <b>151.8</b>  | <b>315.5</b>      | <b>283</b>        | <b>158</b> | <b>121</b> | <b>4</b> | <b>5</b>      | <b>174</b> |

**County Summary of Accidents**

**FOR 2011 PREPARED 11/20/13**

**TRAVEL AND ACCIDENT SUMMARY FOR VEN COUNTY**

| LANE TYPE          | ROAD MILES | TRAVEL ( MVM ) | A C C I D E N T S |       |        |       | V I C T I M S |         |
|--------------------|------------|----------------|-------------------|-------|--------|-------|---------------|---------|
|                    |            |                | TOTAL             | PDO   | INJURY | FATAL | KILLED        | INJURED |
| <i>RURAL AREAS</i> |            |                |                   |       |        |       |               |         |
| 2 AND 3 LN         | 84.7       | 92.9           | 145               | 65    | 73     | 7     | 8             | 105     |
| 4+ UND             | 0.0        | 0.0            | 0                 | 0     | 0      | 0     | 0             | 0       |
| 4+ DIV             | 20.4       | 177.4          | 91                | 52    | 35     | 4     | 4             | 58      |
| SUBTOTAL           | 105.1      | 270.4          | 236               | 117   | 108    | 11    | 12            | 163     |
| 2 AND 3 LN EXP     | 0.0        | 0.0            | 0                 | 0     | 0      | 0     | 0             | 0       |
| 4+ DIV EXP         | 0.0        | 0.0            | 0                 | 0     | 0      | 0     | 0             | 0       |
| NON FWY            | 105.1      | 270.4          | 236               | 117   | 108    | 11    | 12            | 163     |
| FREEWAY            | 0.6        | 15.3           | 14                | 10    | 4      | 0     | 0             | 5       |
| TOTAL              | 105.7      | 285.6          | 250               | 127   | 112    | 11    | 12            | 168     |
| <i>URBAN AREAS</i> |            |                |                   |       |        |       |               |         |
| 2 AND 3 LN         | 56.0       | 252.4          | 432               | 269   | 157    | 6     | 7             | 235     |
| 4+ UND             | 2.6        | 19.9           | 21                | 12    | 9      | 0     | 0             | 10      |
| 4+ DIV             | 13.7       | 142.3          | 303               | 179   | 121    | 3     | 3             | 192     |
| SUBTOTAL           | 72.3       | 414.6          | 756               | 460   | 287    | 9     | 10            | 437     |
| 2 AND 3 LN EXP     | 0.1        | 0.1            | 0                 | 0     | 0      | 0     | 0             | 0       |
| 4+ DIV EXP         | 6.6        | 101.9          | 100               | 49    | 50     | 1     | 4             | 81      |
| NON FWY            | 79.0       | 516.7          | 856               | 509   | 337    | 10    | 14            | 518     |
| FREEWAY            | 86.6       | 2,800.4        | 2,032             | 1,410 | 609    | 13    | 13            | 888     |
| TOTAL              | 165.6      | 3,317.1        | 2,888             | 1,919 | 946    | 23    | 27            | 1,406   |
| <i>COUNTYWIDE</i>  |            |                |                   |       |        |       |               |         |
| 2 AND 3 LN         | 140.6      | 345.3          | 577               | 334   | 230    | 13    | 15            | 340     |
| 4+ UND             | 2.6        | 20.0           | 21                | 12    | 9      | 0     | 0             | 10      |
| 4+ DIV             | 34.1       | 319.7          | 394               | 231   | 156    | 7     | 7             | 250     |
| SUBTOTAL           | 177.3      | 685.0          | 992               | 577   | 395    | 20    | 22            | 600     |
| 2 AND 3 LN EXP     | 0.1        | 0.1            | 0                 | 0     | 0      | 0     | 0             | 0       |
| 4+ DIV EXP         | 6.6        | 101.9          | 100               | 49    | 50     | 1     | 4             | 81      |
| NON FWY            | 184.0      | 787.1          | 1,092             | 626   | 445    | 21    | 26            | 681     |
| FREEWAY            | 87.2       | 2,815.7        | 2,046             | 1,420 | 613    | 13    | 13            | 893     |
| TOTAL              | 271.3      | 3,602.7        | 3,138             | 2,046 | 1,058  | 34    | 39            | 1,574   |

**County Summary of Accidents**

**FOR 2011 PREPARED 11/20/13**

**TRAVEL AND ACCIDENT SUMMARY FOR YOL COUNTY**

| LANE TYPE          | ROAD MILES   | TRAVEL ( MVM ) | A C C I D E N T S |            |            |          | V I C T I M S |            |
|--------------------|--------------|----------------|-------------------|------------|------------|----------|---------------|------------|
|                    |              |                | TOTAL             | PDO        | INJURY     | FATAL    | KILLED        | INJURED    |
| <i>RURAL AREAS</i> |              |                |                   |            |            |          |               |            |
| 2 AND 3 LN         | 86.8         | 120.5          | 101               | 47         | 51         | 3        | 4             | 94         |
| 4+ UND             | 0.0          | 0.0            | 0                 | 0          | 0          | 0        | 0             | 0          |
| 4+ DIV             | 0.0          | 0.0            | 0                 | 0          | 0          | 0        | 0             | 0          |
| SUBTOTAL           | 86.8         | 120.5          | 101               | 47         | 51         | 3        | 4             | 94         |
| 2 AND 3 LN EXP     | 0.0          | 0.0            | 0                 | 0          | 0          | 0        | 0             | 0          |
| 4+ DIV EXP         | 0.0          | 0.0            | 0                 | 0          | 0          | 0        | 0             | 0          |
| NON FWY            | 86.8         | 120.5          | 101               | 47         | 51         | 3        | 4             | 94         |
| FREEWAY            | 56.9         | 808.6          | 307               | 190        | 116        | 1        | 1             | 182        |
| <b>TOTAL</b>       | <b>143.8</b> | <b>929.1</b>   | <b>408</b>        | <b>237</b> | <b>167</b> | <b>4</b> | <b>5</b>      | <b>276</b> |
| <i>URBAN AREAS</i> |              |                |                   |            |            |          |               |            |
| 2 AND 3 LN         | 4.9          | 9.6            | 12                | 4          | 8          | 0        | 0             | 9          |
| 4+ UND             | 0.2          | 0.5            | 0                 | 0          | 0          | 0        | 0             | 0          |
| 4+ DIV             | 0.1          | 0.3            | 0                 | 0          | 0          | 0        | 0             | 0          |
| SUBTOTAL           | 5.2          | 10.4           | 12                | 4          | 8          | 0        | 0             | 9          |
| 2 AND 3 LN EXP     | 0.0          | 0.0            | 0                 | 0          | 0          | 0        | 0             | 0          |
| 4+ DIV EXP         | 0.0          | 0.0            | 0                 | 0          | 0          | 0        | 0             | 0          |
| NON FWY            | 5.2          | 10.4           | 12                | 4          | 8          | 0        | 0             | 9          |
| FREEWAY            | 19.6         | 377.9          | 304               | 179        | 121        | 4        | 6             | 205        |
| <b>TOTAL</b>       | <b>24.8</b>  | <b>388.4</b>   | <b>316</b>        | <b>183</b> | <b>129</b> | <b>4</b> | <b>6</b>      | <b>214</b> |
| <i>COUNTYWIDE</i>  |              |                |                   |            |            |          |               |            |
| 2 AND 3 LN         | 91.7         | 130.1          | 113               | 51         | 59         | 3        | 4             | 103        |
| 4+ UND             | 0.2          | 0.5            | 0                 | 0          | 0          | 0        | 0             | 0          |
| 4+ DIV             | 0.1          | 0.3            | 0                 | 0          | 0          | 0        | 0             | 0          |
| SUBTOTAL           | 92.0         | 130.9          | 113               | 51         | 59         | 3        | 4             | 103        |
| 2 AND 3 LN EXP     | 0.0          | 0.0            | 0                 | 0          | 0          | 0        | 0             | 0          |
| 4+ DIV EXP         | 0.0          | 0.0            | 0                 | 0          | 0          | 0        | 0             | 0          |
| NON FWY            | 92.0         | 130.9          | 113               | 51         | 59         | 3        | 4             | 103        |
| FREEWAY            | 76.5         | 1,186.5        | 611               | 369        | 237        | 5        | 7             | 387        |
| <b>TOTAL</b>       | <b>168.5</b> | <b>1,317.4</b> | <b>724</b>        | <b>420</b> | <b>296</b> | <b>8</b> | <b>11</b>     | <b>490</b> |

**County Summary of Accidents**  
**FOR 2011 PREPARED 11/20/13**

**TRAVEL AND ACCIDENT SUMMARY FOR YUB COUNTY**

| LANE TYPE          | ROAD MILES  | TRAVEL ( MVM ) | A C C I D E N T S |            |           |          | V I C T I M S |            |
|--------------------|-------------|----------------|-------------------|------------|-----------|----------|---------------|------------|
|                    |             |                | TOTAL             | PDO        | INJURY    | FATAL    | KILLED        | INJURED    |
| <i>RURAL AREAS</i> |             |                |                   |            |           |          |               |            |
| 2 AND 3 LN         | 29.8        | 81.4           | 56                | 39         | 14        | 3        | 3             | 20         |
| 4+ UND             | 0.0         | 0.0            | 0                 | 0          | 0         | 0        | 0             | 0          |
| 4+ DIV             | 0.4         | 2.2            | 0                 | 0          | 0         | 0        | 0             | 0          |
| SUBTOTAL           | 30.2        | 83.5           | 56                | 39         | 14        | 3        | 3             | 20         |
| 2 AND 3 LN EXP     | 1.3         | 7.8            | 7                 | 4          | 3         | 0        | 0             | 4          |
| 4+ DIV EXP         | 3.3         | 20.5           | 5                 | 5          | 0         | 0        | 0             | 0          |
| NON FWY            | 34.7        | 111.8          | 68                | 48         | 17        | 3        | 3             | 24         |
| FREEWAY            | 4.2         | 24.9           | 5                 | 4          | 1         | 0        | 0             | 2          |
| <b>TOTAL</b>       | <b>38.9</b> | <b>136.7</b>   | <b>73</b>         | <b>52</b>  | <b>18</b> | <b>3</b> | <b>3</b>      | <b>26</b>  |
| <i>URBAN AREAS</i> |             |                |                   |            |           |          |               |            |
| 2 AND 3 LN         | 11.2        | 52.7           | 28                | 13         | 12        | 3        | 3             | 26         |
| 4+ UND             | 1.0         | 8.2            | 2                 | 2          | 0         | 0        | 0             | 0          |
| 4+ DIV             | 1.7         | 22.7           | 13                | 9          | 4         | 0        | 0             | 7          |
| SUBTOTAL           | 13.9        | 83.6           | 43                | 24         | 16        | 3        | 3             | 33         |
| 2 AND 3 LN EXP     | 3.0         | 14.0           | 7                 | 4          | 3         | 0        | 0             | 3          |
| 4+ DIV EXP         | 2.8         | 17.6           | 3                 | 2          | 1         | 0        | 0             | 1          |
| NON FWY            | 19.7        | 115.2          | 53                | 30         | 20        | 3        | 3             | 37         |
| FREEWAY            | 5.8         | 78.4           | 74                | 44         | 30        | 0        | 0             | 45         |
| <b>TOTAL</b>       | <b>25.6</b> | <b>193.6</b>   | <b>127</b>        | <b>74</b>  | <b>50</b> | <b>3</b> | <b>3</b>      | <b>82</b>  |
| <i>COUNTYWIDE</i>  |             |                |                   |            |           |          |               |            |
| 2 AND 3 LN         | 41.0        | 134.0          | 84                | 52         | 26        | 6        | 6             | 46         |
| 4+ UND             | 1.0         | 8.2            | 2                 | 2          | 0         | 0        | 0             | 0          |
| 4+ DIV             | 2.1         | 24.8           | 13                | 9          | 4         | 0        | 0             | 7          |
| SUBTOTAL           | 44.1        | 167.1          | 99                | 63         | 30        | 6        | 6             | 53         |
| 2 AND 3 LN EXP     | 4.2         | 21.8           | 14                | 8          | 6         | 0        | 0             | 7          |
| 4+ DIV EXP         | 6.1         | 38.1           | 8                 | 7          | 1         | 0        | 0             | 1          |
| NON FWY            | 54.4        | 227.0          | 121               | 78         | 37        | 6        | 6             | 61         |
| FREEWAY            | 10.1        | 103.3          | 79                | 48         | 31        | 0        | 0             | 47         |
| <b>TOTAL</b>       | <b>64.5</b> | <b>330.3</b>   | <b>200</b>        | <b>126</b> | <b>68</b> | <b>6</b> | <b>6</b>      | <b>108</b> |

11-20-13

**BASIC AVERAGE ACCIDENT RATE TABLE FOR HIGHWAYS**

| RATE GROUP | BASE RATE | + ADT FACTOR | PCT FAT | PCT INJ | PCT F+I | HIGHWAY TYPE                 | TERRAIN OR ADT | DESIGN SPEED | AREA     | ACC COSTS (\$1000) |       |
|------------|-----------|--------------|---------|---------|---------|------------------------------|----------------|--------------|----------|--------------------|-------|
|            |           |              |         |         |         |                              |                |              |          | F+I                | ALL   |
| H 01       | 0.82      | 0.3500 /     | 2.4     | 40.1    | 42.5    | CONVENTIONAL 2 LANES OR LESS | FLAT           | ≤55          | RURAL    | 768.7              | 333.0 |
| H 02       | 0.65      | 0.3500 /     | 2.5     | 40.0    | 42.5    | CONVENTIONAL 2 LANES OR LESS | FLAT           | >55          | RURAL    | 789.2              | 341.7 |
| H 03       | 1.14      | 0.3500 /     | 2.2     | 44.8    | 47.0    | CONVENTIONAL 2 LANES OR LESS | ROLL           | ≤55          | RURAL    | 667.0              | 319.0 |
| H 04       | 0.60      | 0.3500 /     | 2.7     | 41.7    | 44.4    | CONVENTIONAL 2 LANES OR LESS | ROLL           | >55          | RURAL    | 810.6              | 366.0 |
| H 05       | 1.41      | 0.4000 /     | 2.2     | 47.8    | 50.0    | CONVENTIONAL 2 LANES OR LESS | MTN            | ≤55          | RURAL    | 643.9              | 327.4 |
| H 06       | 0.89      | 0.4000 /     | 2.5     | 42.4    | 44.9    | CONVENTIONAL 2 LANES OR LESS | MTN            | >55          | RURAL    | 766.3              | 349.8 |
| H 07       | 2.39      | 0.0000       | 0.6     | 37.1    | 37.7    | CONVENTIONAL 2 LANES OR LESS |                | <45          | SUBURBAN | 359.0              | 142.4 |
| H 08       | 1.32      | 0.0000       | 1.2     | 41.1    | 42.3    | CONVENTIONAL 2 LANES OR LESS |                | 45-55        | SUBURBAN | 474.1              | 206.9 |
| H 09       | 1.09      | 0.0000       | 1.0     | 39.3    | 40.3    | CONVENTIONAL 2 LANES OR LESS |                | >55          | SUBURBAN | 448.9              | 187.5 |
| H 10       | 2.21      | 0.0000       | 0.8     | 36.6    | 37.4    | CONVENTIONAL 2 LANES OR LESS |                | <45          | URBAN    | 388.1              | 152.1 |
| H 11       | 1.29      | 0.0000       | 1.0     | 41.2    | 42.2    | CONVENTIONAL 2 LANES OR LESS |                | ≥45          | URBAN    | 414.4              | 181.4 |
| H 12       | 1.05      | 0.0000       | 2.7     | 42.7    | 45.4    | CONVENTIONAL 3 LANES         |                |              | RURAL    | 810.4              | 374.2 |
| H 13       | 1.16      | 0.0000       | 2.4     | 39.5    | 41.9    | CONVENTIONAL 3 LANES         |                |              | SUBURBAN | 781.7              | 333.8 |
| H 14       | 1.57      | 0.0000       | 0.8     | 37.9    | 38.7    | CONVENTIONAL 3 LANES         |                |              | URBAN    | 380.0              | 153.6 |
| H 15       | 0.51      | 0.0000       | 1.2     | 36.1    | 37.3    | EXPRESSWAY 3 LANES OR LESS   | FLAT           |              | RURAL    | 527.1              | 203.4 |
| H 16       | 0.51      | 0.0000       | 3.3     | 38.6    | 41.9    | EXPRESSWAY 3 LANES OR LESS   | ROLL           |              | RURAL    | 991.4              | 421.4 |
| H 17       | 0.86      | 0.0000       | 2.8     | 38.4    | 41.2    | EXPRESSWAY 3 LANES OR LESS   | MTN            |              | RURAL    | 889.1              | 372.7 |
| H 18       | 0.80      | 0.0000       | 2.0     | 43.1    | 45.1    | EXPRESSWAY 3 LANES OR LESS   |                | ≤55          | SUBURBAN | 641.5              | 295.4 |
| H 19       | 0.80      | 0.0000       | 1.0     | 39.0    | 40.0    | EXPRESSWAY 3 LANES OR LESS   |                | >55          | SUBURBAN | 441.7              | 183.1 |
| H 20       | 0.04      | 0.0000       | 1.5     | 55.2    | 56.7    | EXPRESSWAY 3 LANES OR LESS   |                |              | URBAN    | 438.6              | 253.3 |
| H 21       | 1.18      | 0.0000       | 2.7     | 37.7    | 40.4    | UNDIVIDED 4 LANES            | FLAT           |              | RURAL    | 867.3              | 356.9 |
| H 22       | 1.15      | 0.0000       | 1.4     | 39.7    | 41.1    | UNDIVIDED 4 LANES            | ROLL/MTN       |              | RURAL    | 541.7              | 228.9 |
| H 23       | 1.83      | 0.0000       | 1.0     | 33.5    | 34.5    | UNDIVIDED 4 LANES            |                | ≤55          | SUBURBAN | 478.5              | 172.3 |
| H 24       | 1.72      | 0.0000       | 1.1     | 43.4    | 44.5    | UNDIVIDED 4 LANES            |                | >55          | SUBURBAN | 436.2              | 200.2 |
| H 25       | 2.04      | 0.0000       | 0.7     | 41.2    | 41.9    | UNDIVIDED 4 LANES            |                | <45          | URBAN    | 342.0              | 149.7 |
| H 26       | 1.92      | 0.0000       | 0.9     | 41.4    | 42.3    | UNDIVIDED 4 LANES            |                | ≥45          | URBAN    | 391.3              | 171.8 |
| H 27       | 0.55      | 0.0000       | 2.0     | 37.0    | 39.0    | UNDIVIDED 5-6 LANES          | FLAT           |              | RURAL    | 720.7              | 287.8 |
| H 28       | 0.55      | 0.0000       | 3.6     | 46.4    | 50.0    | UNDIVIDED 5-6 LANES          | ROLL/MTN       |              | RURAL    | 923.6              | 467.3 |
| H 29       | 0.20      | 0.0000       | 3.1     | 39.8    | 42.9    | UNDIVIDED 5-6 LANES          |                | ≤55          | SUBURBAN | 939.9              | 409.1 |
| H 30       | 0.20      | 0.0000       | 1.0     | 32.8    | 33.8    | UNDIVIDED 5-6 LANES          |                | >55          | SUBURBAN | 497.9              | 175.6 |
| H 31       | 4.74      | 0.0000       | 1.0     | 17.1    | 18.1    | UNDIVIDED 5-6 LANES          |                | <45          | URBAN    | 713.4              | 138.4 |
| H 32       | 1.07      | 0.0000       | 0.4     | 33.6    | 34.0    | UNDIVIDED 5-6 LANES          |                | ≥45          | URBAN    | 297.6              | 108.5 |

**BASIC AVERAGE ACCIDENT RATE TABLE FOR HIGHWAYS**

| RATE GROUP | BASE RATE | + ADT FACTOR | PCT FAT | PCT INJ | PCT F+ I | HIGHWAY TYPE                  | TERRAIN OR ADT | DESIGN SPEED | AREA     | ACC COSTS (\$1000) |        |
|------------|-----------|--------------|---------|---------|----------|-------------------------------|----------------|--------------|----------|--------------------|--------|
|            |           |              |         |         |          |                               |                |              |          | F+ I               | ALL    |
| H 33       | 0.59      | 0.0000       | 3.5     | 40.2    | 43.7     | DIVIDED 4 LANES               | FLAT           |              | RURAL    | 1009.1             | 447.3  |
| H 34       | 0.99      | 0.0000       | 1.0     | 37.3    | 38.3     | DIVIDED 4 LANES               | ROLL/MTN       |              | RURAL    | 468.8              | 186.2  |
| H 35       | 1.44      | 0.0000       | 0.4     | 42.4    | 42.8     | DIVIDED 4 LANES               |                | ≤55          | SUBURBAN | 294.2              | 132.3  |
| H 36       | 1.31      | 0.0000       | 0.7     | 41.1    | 41.8     | DIVIDED 4 LANES               |                | >55          | SUBURBAN | 354.6              | 154.6  |
| H 37       | 2.22      | 0.0000       | 0.4     | 43.1    | 43.5     | DIVIDED 4 LANES               |                | <45          | URBAN    | 273.9              | 125.5  |
| H 38       | 1.45      | 0.0000       | 0.7     | 40.8    | 41.5     | DIVIDED 4 LANES               |                | ≥45          | URBAN    | 352.3              | 152.7  |
| H 39       | 0.49      | 0.0000       | 2.4     | 28.2    | 30.6     | DIVIDED 5 LANES OR MORE       | FLAT           |              | RURAL    | 994.5              | 311.8  |
| H 40       | 0.49      | 0.0000       | 1.0     | 31.3    | 32.3     | DIVIDED 5 LANES OR MORE       | ROLL/MTN       |              | RURAL    | 529.0              | 178.3  |
| H 41       | 1.17      | 0.0000       | 0.5     | 44.7    | 45.2     | DIVIDED 5 LANES OR MORE       |                | ≤55          | SUBURBAN | 307.5              | 145.0  |
| H 42       | 1.17      | 0.0000       | 1.3     | 40.3    | 41.6     | DIVIDED 5 LANES OR MORE       |                | >55          | SUBURBAN | 509.3              | 218.3  |
| H 43       | 1.48      | 0.0000       | 0.9     | 65.0    | 65.9     | DIVIDED 5 LANES OR MORE       |                | <45          | URBAN    | 321.4              | 215.5  |
| H 44       | 1.48      | 0.0000       | 0.6     | 46.2    | 46.8     | DIVIDED 5 LANES OR MORE       |                | ≥45          | URBAN    | 308.8              | 150.4  |
| H 45       | 0.38      | 0.0070       | 1.7     | 37.3    | 39.0     | DIV. EXPRESSWAY 4 LNS OR MORE |                | ≤65          | RURAL    | 632.1              | 253.2  |
| H 46       | 0.34      | 0.0070       | 2.7     | 38.2    | 40.9     | DIV. EXPRESSWAY 4 LNS OR MORE |                | >65          | RURAL    | 859.0              | 357.8  |
| H 47       | 0.42      | 0.0170       | 0.9     | 40.3    | 41.2     | DIV. EXPRESSWAY 4 LNS OR MORE |                | ≤65          | SUBURBAN | 426.5              | 182.4  |
| H 48       | 0.29      | 0.0100       | 2.2     | 32.5    | 34.7     | DIV. EXPRESSWAY 4 LNS OR MORE |                | >65          | SUBURBAN | 860.4              | 305.7  |
| H 49       | 1.06      | 0.0000       | 0.5     | 47.4    | 47.9     | DIV. EXPRESSWAY 4 LNS OR MORE |                | ≤55          | URBAN    | 294.9              | 147.0  |
| H 50       | 0.84      | 0.0000       | 1.1     | 41.1    | 42.2     | DIV. EXPRESSWAY 4 LNS OR MORE |                | >55          | URBAN    | 434.0              | 189.3  |
| H 51       | 0.48      | 0.5000 /     | 3.0     | 39.1    | 42.1     | FREEWAY 4 LANES OR LESS       | ≤15000         | ≤65          | RURAL    | 923.6              | 395.0  |
| H 52       | 0.31      | 0.5500 /     | 3.8     | 42.0    | 45.8     | FREEWAY 4 LANES OR LESS       | ≤15000         | >65          | RURAL    | 1032.1             | 478.2  |
| H 53       | 0.36      | 0.0035       | 1.3     | 34.3    | 35.6     | FREEWAY 4 LANES OR LESS       | >15000         | ≤65          | RURAL    | 557.4              | 205.5  |
| H 54       | 0.36      | 0.0035       | 1.9     | 34.3    | 36.2     | FREEWAY 4 LANES OR LESS       | >15000         | >65          | RURAL    | 720.2              | 267.7  |
| H 55       | 0.10      | 0.0050       | 1.4     | 34.5    | 35.9     | FREEWAY 5-6 LANES             |                |              | RURAL    | 599.6              | 222.3  |
| H 56       | 0.03      | 0.0035       | 1.3     | 34.8    | 36.1     | FREEWAY 7 LANES OR MORE       |                |              | RURAL    | 557.3              | 208.2  |
| H 57       | 0.54      | 0.5000 /     | 11.1    | 22.2    | 33.3     | FREEWAY 4 LANES OR LESS       | ≤15000         | ≤65          | SUBURBAN | 3638.3             | 1220.1 |
| H 58       | 0.54      | 0.5500 /     | 0.4     | 36.4    | 36.8     | FREEWAY 4 LANES OR LESS       | ≤15000         | >65          | SUBURBAN | 308.2              | 120.3  |
| H 59       | 0.29      | 0.0050       | 1.1     | 35.8    | 36.9     | FREEWAY 4 LANES OR LESS       | >15000         | ≤65          | SUBURBAN | 497.1              | 190.4  |
| H 60       | 0.29      | 0.0035       | 1.2     | 32.2    | 33.4     | FREEWAY 4 LANES OR LESS       | >15000         | >65          | SUBURBAN | 555.9              | 193.0  |
| H 61       | 0.06      | 0.0060       | 0.7     | 32.8    | 33.5     | FREEWAY 5-6 LANES             |                |              | SUBURBAN | 419.7              | 148.1  |
| H 62       | 0.13      | 0.0035       | 0.5     | 30.7    | 31.2     | FREEWAY 7 LANES OR MORE       |                |              | SUBURBAN | 341.2              | 114.0  |
| H 63       | 0.21      | 0.0100       | 0.6     | 31.9    | 32.5     | FREEWAY 4 LANES OR LESS       |                |              | URBAN    | 368.8              | 127.4  |
| H 64       | 0.24      | 0.0055       | 0.5     | 30.4    | 30.9     | FREEWAY 5-6 LANES             |                |              | URBAN    | 342.1              | 113.4  |

11-20-13

**BASIC AVERAGE ACCIDENT RATE TABLE FOR HIGHWAYS**

| RATE GROUP | BASE RATE | + ADT FACTOR | PCT FAT | PCT INJ | PCT F+I | HIGHWAY TYPE             | TERRAIN OR ADT | DESIGN SPEED | AREA  | ACC COSTS (\$1000) |       |
|------------|-----------|--------------|---------|---------|---------|--------------------------|----------------|--------------|-------|--------------------|-------|
|            |           |              |         |         |         |                          |                |              |       | F+I                | ALL   |
| H 65       | 0.26      | 0.0035       | 0.4     | 30.6    | 31.0    | FREEWAY 7-8 LANES        |                |              | URBAN | 316.5              | 105.8 |
| H 66       | 0.28      | 0.0030       | 0.4     | 30.2    | 30.6    | FREEWAY 9-10 LANES       |                |              | URBAN | 311.1              | 102.9 |
| H 67       | 0.28      | 0.0025       | 0.3     | 28.7    | 29.0    | FREEWAY 11 LANES OR MORE |                |              | URBAN | 298.8              | 94.5  |

**BASE RATES:**

HIGHWAY SEGMENTS  
INTERSECTIONS  
RAMPS

ACCIDENTS/MILLION VEHICLE MILES (MVM)  
ACCIDENTS/MILLION VEHICLE (MV) ENTERING THE INTERSECTION  
ACCIDENTS/MILLION VEHICLE (MV) TRAVERSING THE RAMPS

**ADT FACTOR:**

VALUE TO BE ADDED TO THE BASE RATE.  
"0.60/" MEANS 0.60 DIVIDED BY ADT IN THOUSANDS; I.E., WITH 5,000 ADT, 0.12 WOULD BE ADDED TO THE BASE RATE.  
"0.017" MEANS 0.017 TIMES ADT IN THOUSANDS; I.E., WITH 20,000 ADT, ADD 0.34 TO THE BASE RATE.

|          | ACCIDENT COSTS (\$1,000) |       |      |       |
|----------|--------------------------|-------|------|-------|
|          | F                        | I     | PDO  | AVG   |
| RURAL    | 10279.0                  | 204.0 | 11.0 | 317.8 |
| URBAN    | 9766.0                   | 185.0 | 11.0 | 160.3 |
| SUBURBAN | 10531.0                  | 192.0 | 11.0 | 247.3 |
| AVERAGE  | 10110.0                  | 190.0 | 11.0 | 241.8 |



**BASIC AVERAGE ACCIDENT RATE TABLE FOR INTERSECTIONS**

| RATE GROUP | BASE RATE | + ADT FACTOR | PCT FAT | PCT INJ | PCT F+I | INTERSECTION TYPE * | CONTROL TYPE                   | AREA     | ACC COSTS (\$1000) |        |
|------------|-----------|--------------|---------|---------|---------|---------------------|--------------------------------|----------|--------------------|--------|
|            |           |              |         |         |         |                     |                                |          | F+I                | ALL    |
| I 01       | 0.09      | 0.0000       | 4.0     | 38.5    | 42.5    | F, M AND S          | NO CONTROL                     | RURAL    | 1152.2             | 496.0  |
| I 02       | 0.23      | 0.0000       | 2.0     | 40.4    | 42.4    | F, M AND S          | STOP & YIELD SIGNS (EXC 4 WAY) | RURAL    | 680.9              | 295.0  |
| I 03       | 0.60      | 0.0000       | 0.8     | 32.9    | 33.7    | F, M AND S          | 4 WAY STOP                     | RURAL    | 442.9              | 156.7  |
| I 04       | 0.50      | 0.0000       | 0.8     | 36.4    | 37.2    | F, M AND S          | SIGNALS                        | RURAL    | 416.4              | 161.6  |
| I 05       | 0.62      | 0.0000       | 0.6     | 32.3    | 32.9    | F, M AND S          | 4 WAY FLASHERS                 | RURAL    | 387.2              | 134.7  |
| I 06       | 0.25      | 0.0000       | 0.8     | 26.1    | 26.9    | F, M AND S          | NO CONTROL                     | SUBURBAN | 499.9              | 142.3  |
| I 07       | 0.26      | 0.0000       | 0.9     | 37.4    | 38.3    | F, M AND S          | STOP & YIELD SIGNS (EXC 4 WAY) | SUBURBAN | 429.0              | 171.1  |
| I 08       | 0.32      | 0.0000       | 0.4     | 44.7    | 45.1    | F, M AND S          | 4 WAY STOP                     | SUBURBAN | 283.6              | 134.1  |
| I 09       | 0.43      | 0.0000       | 0.4     | 37.9    | 38.3    | F, M AND S          | SIGNALS                        | SUBURBAN | 298.7              | 121.1  |
| I 10       | 0.41      | 0.0000       | 1.3     | 32.9    | 34.2    | F, M AND S          | 4 WAY FLASHERS                 | SUBURBAN | 584.6              | 207.4  |
| I 11       | 0.06      | 0.0000       | 2.6     | 38.5    | 41.1    | F, M AND S          | NO CONTROL                     | URBAN    | 791.7              | 331.5  |
| I 12       | 0.15      | 0.0000       | 1.0     | 41.9    | 42.9    | F, M AND S          | STOP & YIELD SIGNS (EXC 4 WAY) | URBAN    | 405.2              | 180.1  |
| I 13       | 0.21      | 0.0000       | 0.4     | 35.6    | 36.0    | F, M AND S          | 4 WAY STOP                     | URBAN    | 284.8              | 109.4  |
| I 14       | 0.27      | 0.0000       | 0.4     | 41.9    | 42.3    | F, M AND S          | SIGNALS                        | URBAN    | 284.6              | 126.7  |
| I 15       | 0.30      | 0.0000       | 0.7     | 40.3    | 41.0    | F, M AND S          | 4 WAY FLASHERS                 | URBAN    | 348.4              | 149.5  |
| I 16       | 0.12      | 0.0000       | 1.6     | 46.5    | 48.1    | T, Y AND Z          | NO CONTROL                     | RURAL    | 546.0              | 268.4  |
| I 17       | 0.16      | 0.0000       | 1.7     | 39.2    | 40.9    | T, Y AND Z          | STOP & YIELD SIGNS (EXC 4 WAY) | RURAL    | 624.9              | 262.3  |
| I 18       | 0.36      | 0.0000       | 12.5    | 31.3    | 43.8    | T, Y AND Z          | 4 WAY STOP                     | RURAL    | 3082.6             | 1354.8 |
| I 19       | 0.24      | 0.0000       | 0.6     | 40.7    | 41.3    | T, Y AND Z          | SIGNALS                        | RURAL    | 351.1              | 151.3  |
| I 20       | 0.43      | 0.0000       | 1.5     | 36.6    | 38.1    | T, Y AND Z          | 4 WAY FLASHERS                 | RURAL    | 596.5              | 234.2  |
| I 21       | 0.10      | 0.0000       | 0.5     | 33.6    | 34.1    | T, Y AND Z          | NO CONTROL                     | SUBURBAN | 345.2              | 124.9  |
| I 22       | 0.14      | 0.0000       | 0.7     | 38.0    | 38.7    | T, Y AND Z          | STOP & YIELD SIGNS (EXC 4 WAY) | SUBURBAN | 392.5              | 158.6  |
| I 23       | 0.26      | 0.0000       | 1.7     | 22.0    | 23.7    | T, Y AND Z          | 4 WAY STOP                     | SUBURBAN | 930.5              | 229.2  |
| I 24       | 0.27      | 0.0000       | 0.6     | 37.3    | 37.9    | T, Y AND Z          | SIGNALS                        | SUBURBAN | 366.6              | 145.8  |
| I 25       | 0.22      | 0.0000       | 2.9     | 39.7    | 42.6    | T, Y AND Z          | 4 WAY FLASHERS                 | SUBURBAN | 895.4              | 388.0  |
| I 26       | 0.06      | 0.0000       | 0.6     | 38.2    | 38.8    | T, Y AND Z          | NO CONTROL                     | URBAN    | 337.1              | 137.4  |
| I 27       | 0.18      | 0.0000       | 0.7     | 36.4    | 37.1    | T, Y AND Z          | STOP & YIELD SIGNS (EXC 4 WAY) | URBAN    | 365.7              | 142.6  |
| I 28       | 0.05      | 0.0000       | 1.1     | 35.9    | 37.0    | T, Y AND Z          | 4 WAY STOP                     | URBAN    | 469.6              | 180.8  |
| I 29       | 0.21      | 0.0000       | 0.3     | 42.4    | 42.7    | T, Y AND Z          | SIGNALS                        | URBAN    | 258.1              | 116.5  |
| I 30       | 0.17      | 0.0000       | 0.7     | 31.9    | 32.6    | T, Y AND Z          | 4 WAY FLASHERS                 | URBAN    | 391.0              | 134.7  |

11-20-13

**BASIC AVERAGE ACCIDENT RATE TABLE FOR INTERSECTIONS**

| RATE<br>GROUP | BASE + ADT<br>RATE FACTOR | PCT<br>FAT | PCT<br>INJ | PCT<br>F+I | INTERSECTION<br>TYPE * | CONTROL TYPE | AREA | ACC COSTS (\$1000) |     |
|---------------|---------------------------|------------|------------|------------|------------------------|--------------|------|--------------------|-----|
|               |                           |            |            |            |                        |              |      | F+I                | ALL |

\* INTERSECTION TYPES

- F - FOUR-LEGGED
- M - MULTI-LEGGED
- S - OFFSET
- T - TEE
- Y - Y WYE
- Z - OTHERS

**BASIC AVERAGE ACCIDENT RATE TABLE FOR RAMPS**

| RATE GROUP | BASE RATE | + ADT FACTOR | PCT FAT | PCT INJ | PCT F+I | RAMP TYPE                           | RAMP AREAS | ON/OFF | AREA  | ACC COSTS (\$1000) |       |
|------------|-----------|--------------|---------|---------|---------|-------------------------------------|------------|--------|-------|--------------------|-------|
|            |           |              |         |         |         |                                     |            |        |       | F+I                | ALL   |
| R 01       | 0.30      | 0.0000       | 1.5     | 48.5    | 50.0    | FRONTAGE ROAD                       | 1-4        | N/A    | RURAL | 506.3              | 258.6 |
| R 02       | 0.72      | 0.0000       | 0.5     | 26.4    | 26.9    | FRONTAGE ROAD                       | 1-4        | N/A    | URBAN | 359.2              | 104.7 |
| R 03       | 0.35      | 0.0000       | 1.5     | 48.5    | 50.0    | COLLECTOR ROAD                      | 1-4        | N/A    | RURAL | 506.3              | 258.6 |
| R 04       | 0.24      | 0.0000       | 0.5     | 26.4    | 26.9    | COLLECTOR ROAD                      | 1-4        | N/A    | URBAN | 359.2              | 104.7 |
| R 05       | 0.77      | 0.0000       | 0.8     | 32.2    | 33.0    | DIRECT, SEMI-DIR CONN (LT TRN TRAF) | 1-4        | OFF    | RURAL | 453.6              | 157.1 |
| R 06       | 0.49      | 0.0000       | 0.8     | 32.2    | 33.0    | DIRECT, SEMI-DIR CONN (LT TRN TRAF) | 1-4        | OFF    | URBAN | 422.4              | 146.8 |
| R 07       | 0.51      | 0.0000       | 0.8     | 32.2    | 33.0    | DIRECT, SEMI-DIR CONN (LT TRN TRAF) | 1-4        | ON     | RURAL | 453.6              | 157.1 |
| R 08       | 0.41      | 0.0000       | 0.8     | 32.2    | 33.0    | DIRECT, SEMI-DIR-CONN (LT TRN TRAF) | 1-4        | ON     | URBAN | 422.4              | 146.8 |
| R 09       | 1.04      | 0.0000       | 0.7     | 31.8    | 32.5    | DIAMOND                             | 1-4        | OFF    | RURAL | 430.9              | 147.5 |
| R 10       | 1.01      | 0.0000       | 0.3     | 34.3    | 34.6    | DIAMOND                             | 1-4        | OFF    | URBAN | 278.3              | 103.5 |
| R 11       | 0.53      | 0.0000       | 0.7     | 31.8    | 32.5    | DIAMOND                             | 1-4        | ON     | RURAL | 430.9              | 147.5 |
| R 12       | 0.63      | 0.0000       | 0.3     | 34.3    | 34.6    | DIAMOND                             | 1-4        | ON     | URBAN | 278.3              | 103.5 |
| R 13       | 0.45      | 0.0000       | 1.3     | 35.0    | 36.3    | SLIP                                | 1-4        | OFF    | RURAL | 564.8              | 212.0 |
| R 14       | 0.28      | 0.0000       | 1.0     | 33.9    | 34.9    | SLIP                                | 1-4        | OFF    | URBAN | 459.5              | 167.5 |
| R 15       | 0.35      | 0.0000       | 1.3     | 35.0    | 36.3    | SLIP                                | 1-4        | ON     | RURAL | 564.8              | 212.0 |
| R 16       | 0.31      | 0.0000       | 1.0     | 33.9    | 34.9    | SLIP                                | 1-4        | ON     | URBAN | 459.5              | 167.5 |
| R 17       | 0.58      | 0.0000       | 0.7     | 33.5    | 34.2    | DIRECT, SEMI-DIR CONN (RT TRN TRAF) | 1-4        | OFF    | RURAL | 420.7              | 151.1 |
| R 18       | 0.75      | 0.0000       | 0.5     | 30.9    | 31.4    | DIRECT, SEMI-DIR CONN (RT TRN TRAF) | 1-4        | OFF    | URBAN | 334.3              | 112.5 |
| R 19       | 0.53      | 0.0000       | 0.7     | 33.5    | 34.2    | DIRECT, SEMI-DIR CONN (RT TRN TRAF) | 1-4        | ON     | RURAL | 420.7              | 151.1 |
| R 20       | 0.57      | 0.0000       | 0.5     | 30.9    | 31.4    | DIRECT, SEMI-DIR CONN (RT TRN TRAF) | 1-4        | ON     | URBAN | 334.3              | 112.5 |
| R 21       | 1.62      | 0.0000       | 1.1     | 30.4    | 31.5    | LOOP WITH LEFT TURN                 | 1-4        | OFF    | RURAL | 555.8              | 182.6 |
| R 22       | 1.00      | 0.0000       | 0.4     | 32.9    | 33.3    | LOOP WITH LEFT TURN                 | 1-4        | OFF    | URBAN | 300.9              | 107.6 |
| R 23       | 0.44      | 0.0000       | 1.1     | 30.4    | 31.5    | LOOP WITH LEFT TURN                 | 1-4        | ON     | RURAL | 555.8              | 182.6 |
| R 24       | 0.72      | 0.0000       | 0.4     | 32.9    | 33.3    | LOOP WITH LEFT TURN                 | 1-4        | ON     | URBAN | 300.9              | 107.6 |
| R 25       | 1.43      | 0.0000       | 0.7     | 31.2    | 31.9    | BUTTONHOOK                          | 1-4        | OFF    | RURAL | 425.1              | 143.1 |
| R 26       | 0.84      | 0.0000       | 0.3     | 28.7    | 29.0    | BUTTONHOOK                          | 1-4        | OFF    | URBAN | 299.7              | 94.7  |
| R 27       | 0.53      | 0.0000       | 0.7     | 31.2    | 31.9    | BUTTONHOOK                          | 1-4        | ON     | RURAL | 425.1              | 143.1 |
| R 28       | 0.46      | 0.0000       | 0.3     | 28.7    | 29.0    | BUTTONHOOK                          | 1-4        | ON     | URBAN | 299.7              | 94.7  |
| R 29       | 0.90      | 0.0000       | 1.5     | 38.9    | 40.4    | SCISSORS                            | 1-4        | OFF    | RURAL | 578.1              | 240.1 |
| R 30       | 0.54      | 0.0000       | 0.1     | 30.7    | 30.8    | SCISSORS                            | 1-4        | OFF    | URBAN | 227.3              | 77.6  |
| R 31       | 0.36      | 0.0000       | 1.5     | 38.9    | 40.4    | SCISSORS                            | 1-4        | ON     | RURAL | 578.1              | 240.1 |

**BASIC AVERAGE ACCIDENT RATE TABLE FOR RAMPS**

| RATE GROUP | BASE RATE | + ADT FACTOR | PCT FAT | PCT INJ | PCT F+I | RAMP TYPE                           | RAMP AREAS | ON/OFF | AREA  | ACC COSTS (\$1000) |       |
|------------|-----------|--------------|---------|---------|---------|-------------------------------------|------------|--------|-------|--------------------|-------|
|            |           |              |         |         |         |                                     |            |        |       | F+I                | ALL   |
| R 32       | 0.41      | 0.0000       | 0.1     | 30.7    | 30.8    | SCISSORS                            | 1-4        | ON     | URBAN | 227.3              | 77.6  |
| R 33       | 0.40      | 0.0000       | 2.0     | 34.0    | 36.0    | SPLIT                               | 1-4        | OFF    | RURAL | 763.7              | 282.0 |
| R 34       | 0.25      | 0.0000       | 0.6     | 31.5    | 32.1    | SPLIT                               | 1-4        | OFF    | URBAN | 353.3              | 120.9 |
| R 35       | 0.20      | 0.0000       | 2.0     | 34.0    | 36.0    | SPLIT                               | 1-4        | ON     | RURAL | 763.7              | 282.0 |
| R 36       | 0.18      | 0.0000       | 0.6     | 31.5    | 32.1    | SPLIT                               | 1-4        | ON     | URBAN | 353.3              | 120.9 |
| R 37       | 1.41      | 0.0000       | 1.7     | 27.5    | 29.2    | LOOP WITHOUT LEFT TURN              | 1-4        | OFF    | RURAL | 789.7              | 238.7 |
| R 38       | 1.06      | 0.0000       | 0.3     | 28.3    | 28.6    | LOOP WITHOUT LEFT TURN              | 1-4        | OFF    | URBAN | 279.1              | 87.6  |
| R 39       | 0.65      | 0.0000       | 1.7     | 27.5    | 29.2    | LOOP WITHOUT LEFT TURN              | 1-4        | ON     | RURAL | 789.7              | 238.7 |
| R 40       | 0.73      | 0.0000       | 0.3     | 28.3    | 28.6    | LOOP WITHOUT LEFT TURN              | 1-4        | ON     | URBAN | 279.1              | 87.6  |
| R 41       | 0.24      | 0.0000       | 1.8     | 33.6    | 35.4    | TWO-WAY RAMP SEGMENT                | 1-4        | N/A    | RURAL | 716.3              | 260.7 |
| R 42       | 0.29      | 0.0000       | 1.8     | 33.6    | 35.4    | TWO-WAY RAMP SEGMENT                | 1-4        | N/A    | URBAN | 672.2              | 245.1 |
| R 43       | 0.77      | 0.0000       | 0.4     | 9.1     | 9.5     | REST AREA, VISTA PT, TRK SCALE      | 1-4        | OFF    | RURAL | 580.4              | 65.2  |
| R 44       | 0.49      | 0.0000       | 0.4     | 9.1     | 9.5     | REST AREA, VISTA PT, TRK SCALE      | 1-4        | OFF    | URBAN | 543.0              | 61.7  |
| R 45       | 0.55      | 0.0000       | 0.4     | 9.1     | 9.5     | REST AREA, VISTA PT, TRK SCALE      | 1-4        | ON     | RURAL | 580.4              | 65.2  |
| R 46       | 0.61      | 0.0000       | 0.4     | 9.1     | 9.5     | REST AREA, VISTA PT, TRK SCALE      | 1-4        | ON     | URBAN | 543.0              | 61.7  |
| R 47       | 1.60      | 0.0000       | 0.6     | 10.0    | 10.6    | OTHER                               | 1-4        | OFF    | RURAL | 772.2              | 92.0  |
| R 48       | 0.62      | 0.0000       | 0.5     | 32.7    | 33.2    | OTHER                               | 1-4        | OFF    | URBAN | 329.3              | 116.7 |
| R 49       | 0.17      | 0.0000       | 0.6     | 10.0    | 10.6    | OTHER                               | 1-4        | ON     | RURAL | 772.2              | 92.0  |
| R 50       | 0.75      | 0.0000       | 0.5     | 32.7    | 33.2    | OTHER                               | 1-4        | ON     | URBAN | 329.3              | 116.7 |
| R 51       | 2.50      | 0.0000       | 0.5     | 38.1    | 38.6    | OTHER                               | 1-4        | N/A    | RURAL | 334.5              | 135.9 |
| R 52       | 0.43      | 0.0000       | 0.5     | 38.1    | 38.6    | OTHER                               | 1-4        | N/A    | URBAN | 309.1              | 126.1 |
| R 53       | 0.73      | 0.0000       | 0.7     | 25.1    | 25.8    | DIAMOND                             | 1-3        | OFF    | RURAL | 477.4              | 131.3 |
| R 54       | 0.76      | 0.0000       | 0.1     | 32.7    | 32.8    | DIAMOND                             | 1-3        | OFF    | URBAN | 227.7              | 82.1  |
| R 55       | 0.33      | 0.0000       | 0.7     | 25.1    | 25.8    | DIAMOND                             | 1-3        | ON     | RURAL | 477.4              | 131.3 |
| R 56       | 0.54      | 0.0000       | 0.1     | 32.7    | 32.8    | DIAMOND                             | 1-3        | ON     | URBAN | 227.7              | 82.1  |
| R 57       | 0.30      | 0.0000       | 0.5     | 34.2    | 34.7    | SLIP                                | 1-3        | OFF    | RURAL | 349.2              | 128.3 |
| R 58       | 0.21      | 0.0000       | 0.5     | 34.2    | 34.7    | SLIP                                | 1-3        | OFF    | URBAN | 323.1              | 119.3 |
| R 59       | 0.15      | 0.0000       | 0.5     | 34.2    | 34.7    | SLIP                                | 1-3        | ON     | RURAL | 349.2              | 128.3 |
| R 60       | 0.15      | 0.0000       | 0.5     | 34.2    | 34.7    | SLIP                                | 1-3        | ON     | URBAN | 323.1              | 119.3 |
| R 61       | 0.25      | 0.0000       | 1.3     | 31.7    | 33.0    | DIRECT, SEMI-DIR CONN (RT TRN TRAF) | 1-3        | OFF    | RURAL | 593.0              | 202.9 |
| R 62       | 0.38      | 0.0000       | 1.3     | 31.7    | 33.0    | DIRECT, SEMI-DIR CONN (RT TRN TRAF) | 1-3        | OFF    | URBAN | 554.9              | 190.3 |

**BASIC AVERAGE ACCIDENT RATE TABLE FOR RAMPS**

| RATE GROUP | BASE RATE | + ADT FACTOR | PCT FAT | PCT INJ | PCT F+ I | RAMP TYPE                           | RAMP AREAS | ON/ OFF | AREA  | ACC COSTS (\$1000) |       |
|------------|-----------|--------------|---------|---------|----------|-------------------------------------|------------|---------|-------|--------------------|-------|
|            |           |              |         |         |          |                                     |            |         |       | F+ I               | ALL   |
| R 63       | 0.29      | 0.0000       | 0.8     | 33.3    | 34.0     | DIRECT, SEMI-DIR CONN (RT TRN TRAF) | 1-3        | ON      | RURAL | 427.4              | 152.8 |
| R 64       | 0.32      | 0.0000       | 0.8     | 33.3    | 34.0     | DIRECT, SEMI-DIR CONN (RT TRN TRAF) | 1-3        | ON      | URBAN | 397.5              | 142.6 |
| R 65       | 2.03      | 0.0000       | 0.3     | 35.4    | 35.7     | LOOP WITH LEFT TURN                 | 1-3        | OFF     | RURAL | 288.7              | 110.1 |
| R 66       | 0.94      | 0.0000       | 0.3     | 35.4    | 35.7     | LOOP WITH LEFT TURN                 | 1-3        | OFF     | URBAN | 265.5              | 101.9 |
| R 67       | 0.30      | 0.0000       | 0.3     | 35.4    | 35.7     | LOOP WITH LEFT TURN                 | 1-3        | ON      | RURAL | 288.7              | 110.1 |
| R 68       | 0.64      | 0.0000       | 0.3     | 35.4    | 35.7     | LOOP WITH LEFT TURN                 | 1-3        | ON      | URBAN | 265.5              | 101.9 |
| R 69       | 0.88      | 0.0000       | 1.0     | 31.8    | 32.8     | LOOP WITHOUT LEFT TURN              | 1-3        | OFF     | RURAL | 511.6              | 175.0 |
| R 70       | 0.68      | 0.0000       | 0.6     | 28.9    | 29.5     | LOOP WITHOUT LEFT TURN              | 1-3        | OFF     | URBAN | 373.3              | 117.8 |
| R 71       | 0.88      | 0.0000       | 1.0     | 31.8    | 32.8     | LOOP WITHOUT LEFT TURN              | 1-3        | ON      | RURAL | 511.6              | 175.0 |
| R 72       | 0.72      | 0.0000       | 0.6     | 28.9    | 29.5     | LOOP WITHOUT LEFT TURN              | 1-3        | ON      | URBAN | 373.3              | 117.8 |
| R 73       | 0.26      | 0.0000       | 0.4     | 32.9    | 33.3     | TWO-WAY RAMP SEGMENT                | 1-3        | N/A     | RURAL | 324.7              | 115.6 |
| R 74       | 0.11      | 0.0000       | 0.4     | 32.9    | 33.3     | TWO-WAY RAMP SEGMENT                | 1-3        | N/A     | URBAN | 299.8              | 107.3 |
| R 75       | 0.70      | 0.0000       | 0.3     | 29.1    | 29.4     | OTHER                               | 1-3        | OFF     | RURAL | 306.7              | 98.0  |
| R 76       | 0.40      | 0.0000       | 0.3     | 29.1    | 29.4     | OTHER                               | 1-3        | OFF     | URBAN | 282.7              | 90.9  |
| R 77       | 0.15      | 0.0000       | 1.7     | 26.7    | 28.3     | OTHER                               | 1-3        | ON      | RURAL | 796.6              | 233.6 |
| R 78       | 0.28      | 0.0000       | 1.7     | 26.7    | 28.3     | OTHER                               | 1-3        | ON      | URBAN | 748.6              | 220.0 |
| R 79       | 0.55      | 0.0000       | 0.3     | 33.0    | 33.3     | OTHER                               | 1-3        | N/A     | RURAL | 294.8              | 105.5 |
| R 80       | 0.55      | 0.0000       | 0.3     | 33.0    | 33.3     | OTHER                               | 1-3        | N/A     | URBAN | 271.3              | 97.7  |

**Pedestrian Fatality and Injury Data by County  
Includes Ramp Area 4 and Intersection Area 6**

**ALAMEDA COUNTY**

| Highway Type         | Total     | Fatality | Injury    |
|----------------------|-----------|----------|-----------|
| Expressway           | 0         | 0        | 0         |
| Freeway              | 27        | 7        | 20        |
| Conventional Highway | 43        | 0        | 43        |
| One-Way City Street  | 0         | 0        | 0         |
| <b>COUNTY TOTAL</b>  | <b>70</b> | <b>7</b> | <b>63</b> |

**ALPINE COUNTY**

| Highway Type         | Total    | Fatality | Injury   |
|----------------------|----------|----------|----------|
| Expressway           | 0        | 0        | 0        |
| Freeway              | 0        | 0        | 0        |
| Conventional Highway | 1        | 0        | 1        |
| One-Way City Street  | 0        | 0        | 0        |
| <b>COUNTY TOTAL</b>  | <b>1</b> | <b>0</b> | <b>1</b> |

**AMADOR COUNTY**

| Highway Type         | Total    | Fatality | Injury   |
|----------------------|----------|----------|----------|
| Expressway           | 0        | 0        | 0        |
| Freeway              | 0        | 0        | 0        |
| Conventional Highway | 5        | 0        | 5        |
| One-Way City Street  | 0        | 0        | 0        |
| <b>COUNTY TOTAL</b>  | <b>5</b> | <b>0</b> | <b>5</b> |

**BUTTE COUNTY**

| Highway Type         | Total     | Fatality | Injury   |
|----------------------|-----------|----------|----------|
| Expressway           | 0         | 0        | 0        |
| Freeway              | 1         | 0        | 1        |
| Conventional Highway | 9         | 2        | 7        |
| One-Way City Street  | 1         | 0        | 1        |
| <b>COUNTY TOTAL</b>  | <b>11</b> | <b>2</b> | <b>9</b> |

**CALAVERAS COUNTY**

| Highway Type         | Total    | Fatality | Injury   |
|----------------------|----------|----------|----------|
| Expressway           | 0        | 0        | 0        |
| Freeway              | 0        | 0        | 0        |
| Conventional Highway | 3        | 0        | 3        |
| One-Way City Street  | 0        | 0        | 0        |
| <b>COUNTY TOTAL</b>  | <b>3</b> | <b>0</b> | <b>3</b> |

**COLUSA COUNTY**

| Highway Type         | Total    | Fatality | Injury   |
|----------------------|----------|----------|----------|
| Expressway           | 0        | 0        | 0        |
| Freeway              | 2        | 1        | 1        |
| Conventional Highway | 2        | 0        | 2        |
| One-Way City Street  | 0        | 0        | 0        |
| <b>COUNTY TOTAL</b>  | <b>4</b> | <b>1</b> | <b>3</b> |

**Pedestrian Fatality and Injury Data by County  
Includes Ramp Area 4 and Intersection Area 6**

**CONTRA COSTA COUNTY**

| Highway Type         | Total     | Fatality | Injury    |
|----------------------|-----------|----------|-----------|
| Expressway           | 0         | 0        | 0         |
| Freeway              | 11        | 6        | 5         |
| Conventional Highway | 6         | 0        | 6         |
| One-Way City Street  | 0         | 0        | 0         |
| <b>COUNTY TOTAL</b>  | <b>17</b> | <b>6</b> | <b>11</b> |

**DEL NORTE COUNTY**

| Highway Type         | Total    | Fatality | Injury   |
|----------------------|----------|----------|----------|
| Expressway           | 1        | 1        | 0        |
| Freeway              | 0        | 0        | 0        |
| Conventional Highway | 4        | 2        | 2        |
| One-Way City Street  | 0        | 0        | 0        |
| <b>COUNTY TOTAL</b>  | <b>5</b> | <b>3</b> | <b>2</b> |

**EL DORADO COUNTY**

| Highway Type         | Total     | Fatality | Injury   |
|----------------------|-----------|----------|----------|
| Expressway           | 1         | 0        | 1        |
| Freeway              | 2         | 1        | 1        |
| Conventional Highway | 7         | 1        | 6        |
| One-Way City Street  | 0         | 0        | 0        |
| <b>COUNTY TOTAL</b>  | <b>10</b> | <b>2</b> | <b>8</b> |

**FRESNO COUNTY**

| Highway Type         | Total     | Fatality | Injury    |
|----------------------|-----------|----------|-----------|
| Expressway           | 2         | 1        | 1         |
| Freeway              | 11        | 4        | 7         |
| Conventional Highway | 6         | 0        | 6         |
| One-Way City Street  | 0         | 0        | 0         |
| <b>COUNTY TOTAL</b>  | <b>19</b> | <b>5</b> | <b>14</b> |

**GLENN COUNTY**

| Highway Type         | Total    | Fatality | Injury   |
|----------------------|----------|----------|----------|
| Expressway           | 0        | 0        | 0        |
| Freeway              | 0        | 0        | 0        |
| Conventional Highway | 0        | 0        | 0        |
| One-Way City Street  | 0        | 0        | 0        |
| <b>COUNTY TOTAL</b>  | <b>0</b> | <b>0</b> | <b>0</b> |

**HUMBOLDT COUNTY**

| Highway Type         | Total     | Fatality | Injury    |
|----------------------|-----------|----------|-----------|
| Expressway           | 2         | 1        | 1         |
| Freeway              | 1         | 0        | 1         |
| Conventional Highway | 8         | 1        | 7         |
| One-Way City Street  | 3         | 0        | 3         |
| <b>COUNTY TOTAL</b>  | <b>14</b> | <b>2</b> | <b>12</b> |

**Pedestrian Fatality and Injury Data by County  
Includes Ramp Area 4 and Intersection Area 6**

**IMPERIAL COUNTY**

| Highway Type         | Total    | Fatality | Injury   |
|----------------------|----------|----------|----------|
| Expressway           | 2        | 0        | 2        |
| Freeway              | 2        | 1        | 1        |
| Conventional Highway | 4        | 0        | 4        |
| One-Way City Street  | 0        | 0        | 0        |
| <b>COUNTY TOTAL</b>  | <b>8</b> | <b>1</b> | <b>7</b> |

**INYO COUNTY**

| Highway Type         | Total    | Fatality | Injury   |
|----------------------|----------|----------|----------|
| Expressway           | 0        | 0        | 0        |
| Freeway              | 0        | 0        | 0        |
| Conventional Highway | 1        | 0        | 1        |
| One-Way City Street  | 0        | 0        | 0        |
| <b>COUNTY TOTAL</b>  | <b>1</b> | <b>0</b> | <b>1</b> |

**KERN COUNTY**

| Highway Type         | Total     | Fatality | Injury    |
|----------------------|-----------|----------|-----------|
| Expressway           | 0         | 0        | 0         |
| Freeway              | 4         | 0        | 4         |
| Conventional Highway | 16        | 4        | 12        |
| One-Way City Street  | 0         | 0        | 0         |
| <b>COUNTY TOTAL</b>  | <b>20</b> | <b>4</b> | <b>16</b> |

**KINGS COUNTY**

| Highway Type         | Total    | Fatality | Injury   |
|----------------------|----------|----------|----------|
| Expressway           | 0        | 0        | 0        |
| Freeway              | 2        | 0        | 2        |
| Conventional Highway | 1        | 1        | 0        |
| One-Way City Street  | 0        | 0        | 0        |
| <b>COUNTY TOTAL</b>  | <b>3</b> | <b>1</b> | <b>2</b> |

**LAKE COUNTY**

| Highway Type         | Total    | Fatality | Injury   |
|----------------------|----------|----------|----------|
| Expressway           | 4        | 0        | 4        |
| Freeway              | 0        | 0        | 0        |
| Conventional Highway | 1        | 0        | 1        |
| One-Way City Street  | 0        | 0        | 0        |
| <b>COUNTY TOTAL</b>  | <b>5</b> | <b>0</b> | <b>5</b> |

**LASSEN COUNTY**

| Highway Type         | Total    | Fatality | Injury   |
|----------------------|----------|----------|----------|
| Expressway           | 2        | 1        | 1        |
| Freeway              | 0        | 0        | 0        |
| Conventional Highway | 1        | 0        | 1        |
| One-Way City Street  | 0        | 0        | 0        |
| <b>COUNTY TOTAL</b>  | <b>3</b> | <b>1</b> | <b>2</b> |



**Pedestrian Fatality and Injury Data by County  
Includes Ramp Area 4 and Intersection Area 6**

**LOS ANGELES COUNTY**

| Highway Type         | Total      | Fatality  | Injury     |
|----------------------|------------|-----------|------------|
| Expressway           | 0          | 0         | 0          |
| Freeway              | 134        | 23        | 111        |
| Conventional Highway | 92         | 5         | 87         |
| One-Way City Street  | 0          | 0         | 0          |
| <b>COUNTY TOTAL</b>  | <b>226</b> | <b>28</b> | <b>198</b> |

**MADERA COUNTY**

| Highway Type         | Total    | Fatality | Injury   |
|----------------------|----------|----------|----------|
| Expressway           | 0        | 0        | 0        |
| Freeway              | 2        | 1        | 1        |
| Conventional Highway | 0        | 0        | 8        |
| One-Way City Street  | 0        | 0        | 0        |
| <b>COUNTY TOTAL</b>  | <b>2</b> | <b>1</b> | <b>9</b> |

**MARIN COUNTY**

| Highway Type         | Total     | Fatality | Injury    |
|----------------------|-----------|----------|-----------|
| Expressway           | 0         | 0        | 0         |
| Freeway              | 8         | 0        | 8         |
| Conventional Highway | 2         | 0        | 2         |
| One-Way City Street  | 0         | 0        | 0         |
| <b>COUNTY TOTAL</b>  | <b>10</b> | <b>0</b> | <b>10</b> |

**MARIPOSA COUNTY**

| Highway Type         | Total    | Fatality | Injury   |
|----------------------|----------|----------|----------|
| Expressway           | 0        | 0        | 0        |
| Freeway              | 0        | 0        | 0        |
| Conventional Highway | 0        | 0        | 0        |
| One-Way City Street  | 0        | 0        | 0        |
| <b>COUNTY TOTAL</b>  | <b>0</b> | <b>0</b> | <b>0</b> |

**MENDOCINO COUNTY**

| Highway Type         | Total    | Fatality | Injury   |
|----------------------|----------|----------|----------|
| Expressway           | 4        | 2        | 2        |
| Freeway              | 0        | 0        | 0        |
| Conventional Highway | 5        | 1        | 4        |
| One-Way City Street  | 0        | 0        | 0        |
| <b>COUNTY TOTAL</b>  | <b>9</b> | <b>3</b> | <b>6</b> |

**MERCED COUNTY**

| Highway Type         | Total    | Fatality | Injury   |
|----------------------|----------|----------|----------|
| Expressway           | 0        | 0        | 0        |
| Freeway              | 2        | 1        | 1        |
| Conventional Highway | 5        | 0        | 5        |
| One-Way City Street  | 0        | 0        | 0        |
| <b>COUNTY TOTAL</b>  | <b>7</b> | <b>1</b> | <b>6</b> |

**Pedestrian Fatality and Injury Data by County  
Includes Ramp Area 4 and Intersection Area 6**

**MODOC COUNTY**

| Highway Type         | Total    | Fatality | Injury   |
|----------------------|----------|----------|----------|
| Expressway           | 0        | 0        | 0        |
| Freeway              | 0        | 0        | 0        |
| Conventional Highway | 0        | 0        | 0        |
| One-Way City Street  | 0        | 0        | 0        |
| <b>COUNTY TOTAL</b>  | <b>0</b> | <b>0</b> | <b>0</b> |

**MONO COUNTY**

| Highway Type         | Total    | Fatality | Injury   |
|----------------------|----------|----------|----------|
| Expressway           | 0        | 0        | 0        |
| Freeway              | 0        | 0        | 0        |
| Conventional Highway | 0        | 0        | 0        |
| One-Way City Street  | 0        | 0        | 0        |
| <b>COUNTY TOTAL</b>  | <b>0</b> | <b>0</b> | <b>0</b> |

**MONTEREY COUNTY**

| Highway Type         | Total    | Fatality | Injury   |
|----------------------|----------|----------|----------|
| Expressway           | 2        | 0        | 2        |
| Freeway              | 1        | 1        | 0        |
| Conventional Highway | 3        | 1        | 2        |
| One-Way City Street  | 0        | 0        | 0        |
| <b>COUNTY TOTAL</b>  | <b>6</b> | <b>2</b> | <b>4</b> |

**NAPA COUNTY**

| Highway Type         | Total    | Fatality | Injury   |
|----------------------|----------|----------|----------|
| Expressway           | 2        | 0        | 2        |
| Freeway              | 0        | 0        | 0        |
| Conventional Highway | 4        | 0        | 4        |
| One-Way City Street  | 0        | 0        | 0        |
| <b>COUNTY TOTAL</b>  | <b>6</b> | <b>0</b> | <b>6</b> |

**NEVADA COUNTY**

| Highway Type         | Total    | Fatality | Injury   |
|----------------------|----------|----------|----------|
| Expressway           | 0        | 0        | 0        |
| Freeway              | 3        | 0        | 3        |
| Conventional Highway | 2        | 1        | 1        |
| One-Way City Street  | 0        | 0        | 0        |
| <b>COUNTY TOTAL</b>  | <b>5</b> | <b>1</b> | <b>4</b> |

**ORANGE COUNTY**

| Highway Type         | Total     | Fatality | Injury    |
|----------------------|-----------|----------|-----------|
| Expressway           | 0         | 0        | 0         |
| Freeway              | 29        | 7        | 22        |
| Conventional Highway | 50        | 2        | 48        |
| One-Way City Street  | 0         | 0        | 0         |
| <b>COUNTY TOTAL</b>  | <b>79</b> | <b>9</b> | <b>70</b> |

**Pedestrian Fatality and Injury Data by County  
Includes Ramp Area 4 and Intersection Area 6**

**PLACER COUNTY**

| Highway Type         | Total     | Fatality | Injury   |
|----------------------|-----------|----------|----------|
| Expressway           | 0         | 0        | 0        |
| Freeway              | 7         | 4        | 3        |
| Conventional Highway | 7         | 1        | 6        |
| One-Way City Street  | 0         | 0        | 0        |
| <b>COUNTY TOTAL</b>  | <b>14</b> | <b>5</b> | <b>9</b> |

**PLUMAS COUNTY**

| Highway Type         | Total    | Fatality | Injury   |
|----------------------|----------|----------|----------|
| Expressway           | 0        | 0        | 0        |
| Freeway              | 0        | 0        | 0        |
| Conventional Highway | 0        | 0        | 0        |
| One-Way City Street  | 1        | 0        | 1        |
| <b>COUNTY TOTAL</b>  | <b>1</b> | <b>0</b> | <b>1</b> |

**RIVERSIDE COUNTY**

| Highway Type         | Total     | Fatality  | Injury    |
|----------------------|-----------|-----------|-----------|
| Expressway           | 0         | 0         | 0         |
| Freeway              | 30        | 6         | 24        |
| Conventional Highway | 24        | 5         | 19        |
| One-Way City Street  | 0         | 0         | 0         |
| <b>COUNTY TOTAL</b>  | <b>54</b> | <b>11</b> | <b>43</b> |

**SACRAMENTO COUNTY**

| Highway Type         | Total     | Fatality | Injury    |
|----------------------|-----------|----------|-----------|
| Expressway           | 0         | 0        | 0         |
| Freeway              | 16        | 5        | 11        |
| Conventional Highway | 1         | 0        | 1         |
| One-Way City Street  | 0         | 0        | 0         |
| <b>COUNTY TOTAL</b>  | <b>17</b> | <b>5</b> | <b>12</b> |

**SAN BENITO COUNTY**

| Highway Type         | Total    | Fatality | Injury   |
|----------------------|----------|----------|----------|
| Expressway           | 0        | 0        | 0        |
| Freeway              | 0        | 0        | 0        |
| Conventional Highway | 0        | 0        | 0        |
| One-Way City Street  | 0        | 0        | 0        |
| <b>COUNTY TOTAL</b>  | <b>0</b> | <b>0</b> | <b>0</b> |

**SAN BERNARDINO COUNTY**

| Highway Type         | Total     | Fatality  | Injury    |
|----------------------|-----------|-----------|-----------|
| Expressway           | 1         | 0         | 1         |
| Freeway              | 29        | 8         | 21        |
| Conventional Highway | 26        | 4         | 22        |
| One-Way City Street  | 0         | 0         | 0         |
| <b>COUNTY TOTAL</b>  | <b>56</b> | <b>12</b> | <b>44</b> |

**Pedestrian Fatality and Injury Data by County  
Includes Ramp Area 4 and Intersection Area 6**

**SAN DIEGO COUNTY**

| Highway Type         | Total     | Fatality  | Injury    |
|----------------------|-----------|-----------|-----------|
| Expressway           | 1         | 0         | 1         |
| Freeway              | 56        | 12        | 44        |
| Conventional Highway | 17        | 2         | 15        |
| One-Way City Street  | 4         | 0         | 4         |
| <b>COUNTY TOTAL</b>  | <b>78</b> | <b>14</b> | <b>64</b> |

**SAN FRANCISCO COUNTY**

| Highway Type         | Total     | Fatality | Injury    |
|----------------------|-----------|----------|-----------|
| Expressway           | 0         | 0        | 0         |
| Freeway              | 6         | 0        | 6         |
| Conventional Highway | 32        | 2        | 30        |
| One-Way City Street  | 0         | 0        | 0         |
| <b>COUNTY TOTAL</b>  | <b>38</b> | <b>2</b> | <b>36</b> |

**SAN JOAQUIN COUNTY**

| Highway Type         | Total     | Fatality | Injury    |
|----------------------|-----------|----------|-----------|
| Expressway           | 0         | 0        | 0         |
| Freeway              | 9         | 3        | 6         |
| Conventional Highway | 7         | 2        | 5         |
| One-Way City Street  | 0         | 0        | 0         |
| <b>COUNTY TOTAL</b>  | <b>16</b> | <b>5</b> | <b>11</b> |

**SAN LUIS OBISPO COUNTY**

| Highway Type         | Total    | Fatality | Injury   |
|----------------------|----------|----------|----------|
| Expressway           | 0        | 0        | 0        |
| Freeway              | 6        | 0        | 6        |
| Conventional Highway | 2        | 0        | 2        |
| One-Way City Street  | 0        | 0        | 0        |
| <b>COUNTY TOTAL</b>  | <b>8</b> | <b>0</b> | <b>8</b> |

**SAN MATEO COUNTY**

| Highway Type         | Total     | Fatality | Injury    |
|----------------------|-----------|----------|-----------|
| Expressway           | 0         | 0        | 0         |
| Freeway              | 12        | 4        | 8         |
| Conventional Highway | 62        | 4        | 58        |
| One-Way City Street  | 0         | 0        | 0         |
| <b>COUNTY TOTAL</b>  | <b>74</b> | <b>8</b> | <b>66</b> |

**SANTA BARBARA COUNTY**

| Highway Type         | Total     | Fatality | Injury    |
|----------------------|-----------|----------|-----------|
| Expressway           | 4         | 1        | 3         |
| Freeway              | 8         | 2        | 6         |
| Conventional Highway | 19        | 2        | 17        |
| One-Way City Street  | 0         | 0        | 0         |
| <b>COUNTY TOTAL</b>  | <b>31</b> | <b>5</b> | <b>26</b> |

**Pedestrian Fatality and Injury Data by County  
Includes Ramp Area 4 and Intersection Area 6**

**SANTA CLARA COUNTY**

| Highway Type         | Total     | Fatality  | Injury    |
|----------------------|-----------|-----------|-----------|
| Expressway           | 2         | 0         | 2         |
| Freeway              | 23        | 7         | 16        |
| Conventional Highway | 33        | 4         | 29        |
| One-Way City Street  | 0         | 0         | 0         |
| <b>COUNTY TOTAL</b>  | <b>58</b> | <b>11</b> | <b>47</b> |

**SANTA CRUZ COUNTY**

| Highway Type         | Total     | Fatality | Injury    |
|----------------------|-----------|----------|-----------|
| Expressway           | 0         | 0        | 0         |
| Freeway              | 4         | 0        | 4         |
| Conventional Highway | 19        | 0        | 19        |
| One-Way City Street  | 0         | 0        | 0         |
| <b>COUNTY TOTAL</b>  | <b>23</b> | <b>0</b> | <b>23</b> |

**SHASTA COUNTY**

| Highway Type         | Total    | Fatality | Injury   |
|----------------------|----------|----------|----------|
| Expressway           | 0        | 0        | 0        |
| Freeway              | 2        | 1        | 1        |
| Conventional Highway | 2        | 1        | 1        |
| One-Way City Street  | 0        | 0        | 0        |
| <b>COUNTY TOTAL</b>  | <b>4</b> | <b>2</b> | <b>2</b> |

**SIERRA COUNTY**

| Highway Type         | Total    | Fatality | Injury   |
|----------------------|----------|----------|----------|
| Expressway           | 0        | 0        | 0        |
| Freeway              | 0        | 0        | 0        |
| Conventional Highway | 0        | 0        | 0        |
| One-Way City Street  | 0        | 0        | 0        |
| <b>COUNTY TOTAL</b>  | <b>0</b> | <b>0</b> | <b>0</b> |

**SISKIYOU COUNTY**

| Highway Type         | Total    | Fatality | Injury   |
|----------------------|----------|----------|----------|
| Expressway           | 0        | 0        | 0        |
| Freeway              | 3        | 0        | 3        |
| Conventional Highway | 1        | 0        | 1        |
| One-Way City Street  | 0        | 0        | 0        |
| <b>COUNTY TOTAL</b>  | <b>4</b> | <b>0</b> | <b>4</b> |

**SOLANO COUNTY**

| Highway Type         | Total     | Fatality | Injury    |
|----------------------|-----------|----------|-----------|
| Expressway           | 0         | 0        | 0         |
| Freeway              | 3         | 1        | 2         |
| Conventional Highway | 12        | 0        | 12        |
| One-Way City Street  | 0         | 0        | 0         |
| <b>COUNTY TOTAL</b>  | <b>15</b> | <b>1</b> | <b>14</b> |

**Pedestrian Fatality and Injury Data by County  
Includes Ramp Area 4 and Intersection Area 6**

**SONOMA COUNTY**

| Highway Type         | Total     | Fatality | Injury    |
|----------------------|-----------|----------|-----------|
| Expressway           | 1         | 1        | 0         |
| Freeway              | 3         | 1        | 2         |
| Conventional Highway | 10        | 0        | 10        |
| One-Way City Street  | 0         | 0        | 0         |
| <b>COUNTY TOTAL</b>  | <b>14</b> | <b>2</b> | <b>12</b> |

**STANISLAUS COUNTY**

| Highway Type         | Total     | Fatality | Injury    |
|----------------------|-----------|----------|-----------|
| Expressway           | 0         | 0        | 0         |
| Freeway              | 7         | 1        | 6         |
| Conventional Highway | 33        | 4        | 29        |
| One-Way City Street  | 0         | 0        | 0         |
| <b>COUNTY TOTAL</b>  | <b>40</b> | <b>5</b> | <b>35</b> |

**SUTTER COUNTY**

| Highway Type         | Total    | Fatality | Injury   |
|----------------------|----------|----------|----------|
| Expressway           | 1        | 0        | 1        |
| Freeway              | 0        | 0        | 0        |
| Conventional Highway | 3        | 0        | 3        |
| One-Way City Street  | 0        | 0        | 0        |
| <b>COUNTY TOTAL</b>  | <b>4</b> | <b>0</b> | <b>4</b> |

**TEHAMA COUNTY**

| Highway Type         | Total    | Fatality | Injury   |
|----------------------|----------|----------|----------|
| Expressway           | 0        | 0        | 0        |
| Freeway              | 1        | 1        | 0        |
| Conventional Highway | 2        | 0        | 2        |
| One-Way City Street  | 0        | 0        | 0        |
| <b>COUNTY TOTAL</b>  | <b>3</b> | <b>1</b> | <b>2</b> |

**TRINITY COUNTY**

| Highway Type         | Total    | Fatality | Injury   |
|----------------------|----------|----------|----------|
| Expressway           | 0        | 0        | 0        |
| Freeway              | 0        | 0        | 0        |
| Conventional Highway | 2        | 0        | 2        |
| One-Way City Street  | 0        | 0        | 0        |
| <b>COUNTY TOTAL</b>  | <b>2</b> | <b>0</b> | <b>2</b> |

**TULARE COUNTY**

| Highway Type         | Total     | Fatality | Injury    |
|----------------------|-----------|----------|-----------|
| Expressway           | 3         | 1        | 2         |
| Freeway              | 0         | 0        | 0         |
| Conventional Highway | 13        | 3        | 10        |
| One-Way City Street  | 3         | 0        | 3         |
| <b>COUNTY TOTAL</b>  | <b>19</b> | <b>4</b> | <b>15</b> |

**Pedestrian Fatality and Injury Data by County  
Includes Ramp Area 4 and Intersection Area 6**

**TUOLUMNE COUNTY**

| Highway Type         | Total    | Fatality | Injury   |
|----------------------|----------|----------|----------|
| Expressway           | 0        | 0        | 0        |
| Freeway              | 0        | 0        | 0        |
| Conventional Highway | 6        | 0        | 6        |
| One-Way City Street  | 0        | 0        | 0        |
| <b>COUNTY TOTAL</b>  | <b>6</b> | <b>0</b> | <b>6</b> |

**VENTURA COUNTY**

| Highway Type         | Total     | Fatality | Injury    |
|----------------------|-----------|----------|-----------|
| Expressway           | 2         | 0        | 2         |
| Freeway              | 12        | 4        | 8         |
| Conventional Highway | 17        | 3        | 14        |
| One-Way City Street  | 0         | 0        | 0         |
| <b>COUNTY TOTAL</b>  | <b>31</b> | <b>7</b> | <b>24</b> |

**YOLO COUNTY**

| Highway Type         | Total    | Fatality | Injury   |
|----------------------|----------|----------|----------|
| Expressway           | 0        | 0        | 0        |
| Freeway              | 1        | 1        | 0        |
| Conventional Highway | 2        | 0        | 2        |
| One-Way City Street  | 0        | 0        | 0        |
| <b>COUNTY TOTAL</b>  | <b>3</b> | <b>1</b> | <b>2</b> |


**YUBA COUNTY**

| Highway Type         | Total    | Fatality | Injury   |
|----------------------|----------|----------|----------|
| Expressway           | 0        | 0        | 0        |
| Freeway              | 1        | 0        | 1        |
| Conventional Highway | 1        | 0        | 1        |
| One-Way City Street  | 0        | 0        | 0        |
| <b>COUNTY TOTAL</b>  | <b>2</b> | <b>0</b> | <b>2</b> |

**2011 STATEWIDE**

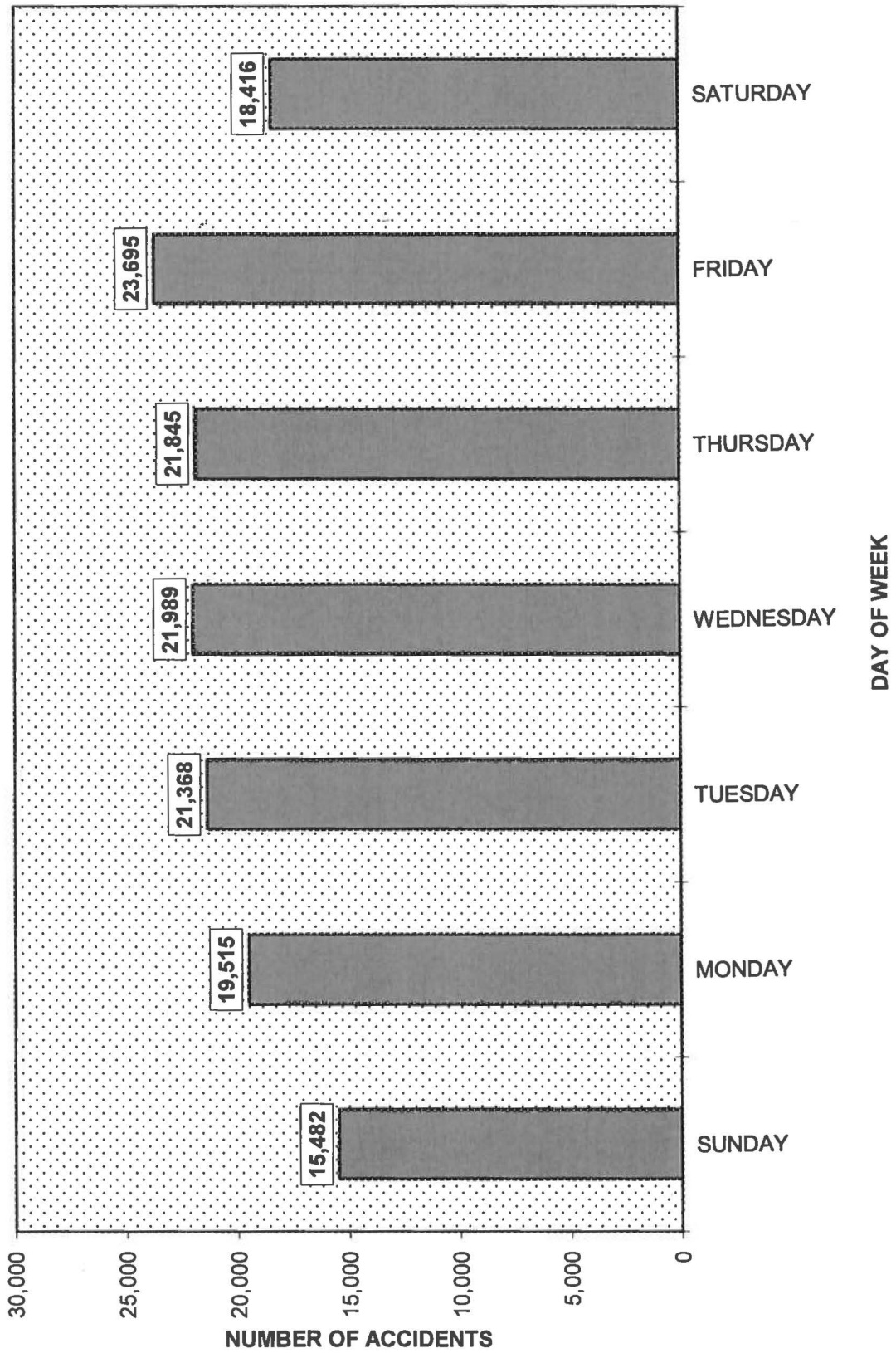
| Highway Type         | Total       | Fatality   | Injury     |
|----------------------|-------------|------------|------------|
| Expressway           | 37          | 9          | 28         |
| Freeway              | 481         | 114        | 367        |
| Conventional Highway | 642         | 58         | 584        |
| One-Way City Street  | 12          | 0          | 12         |
| <b>TOTAL</b>         | <b>1172</b> | <b>181</b> | <b>991</b> |

2011 ALL ACCIDENTS BY MONTH

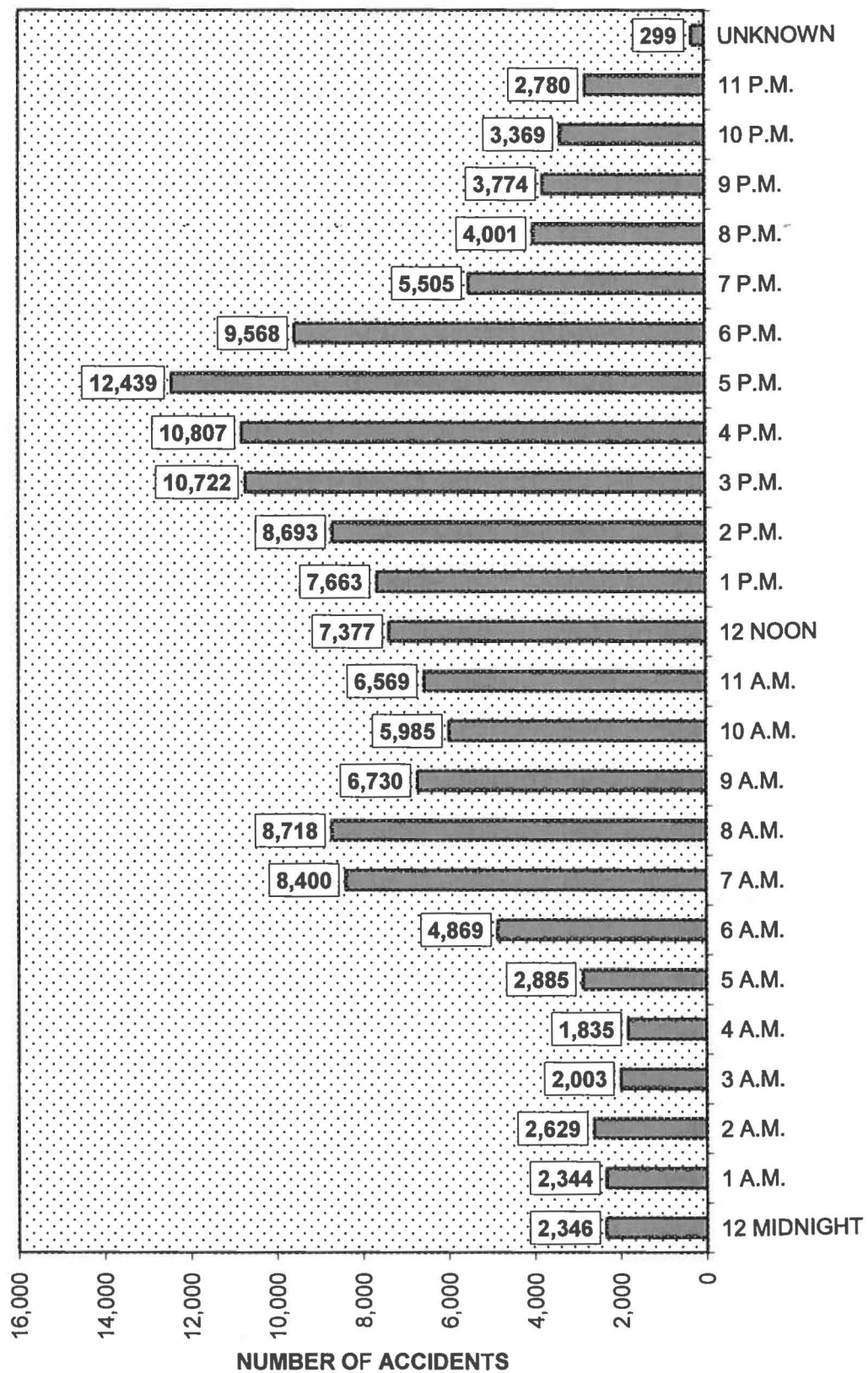




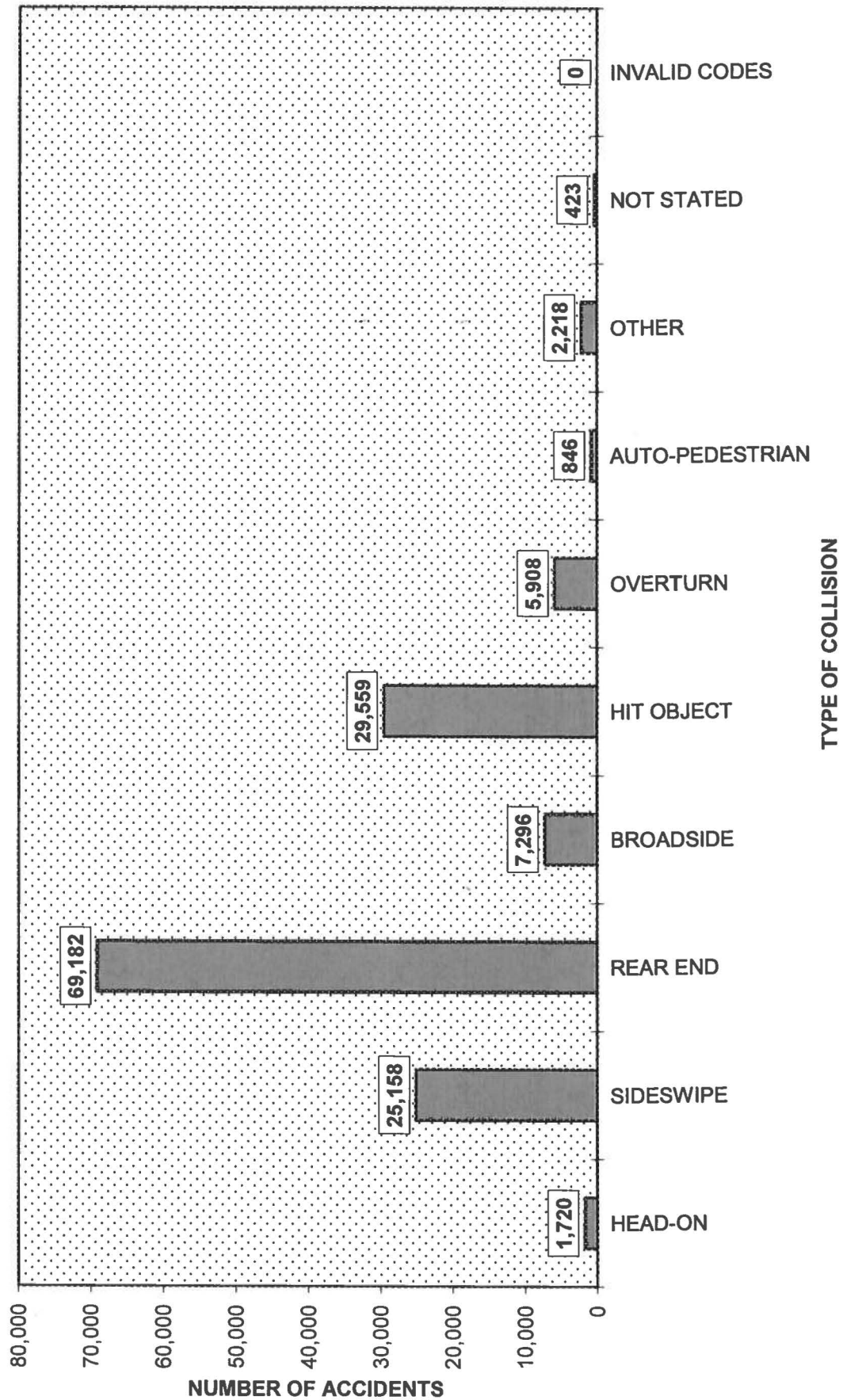
2011 ALL ACCIDENTS BY DAY OF WEEK



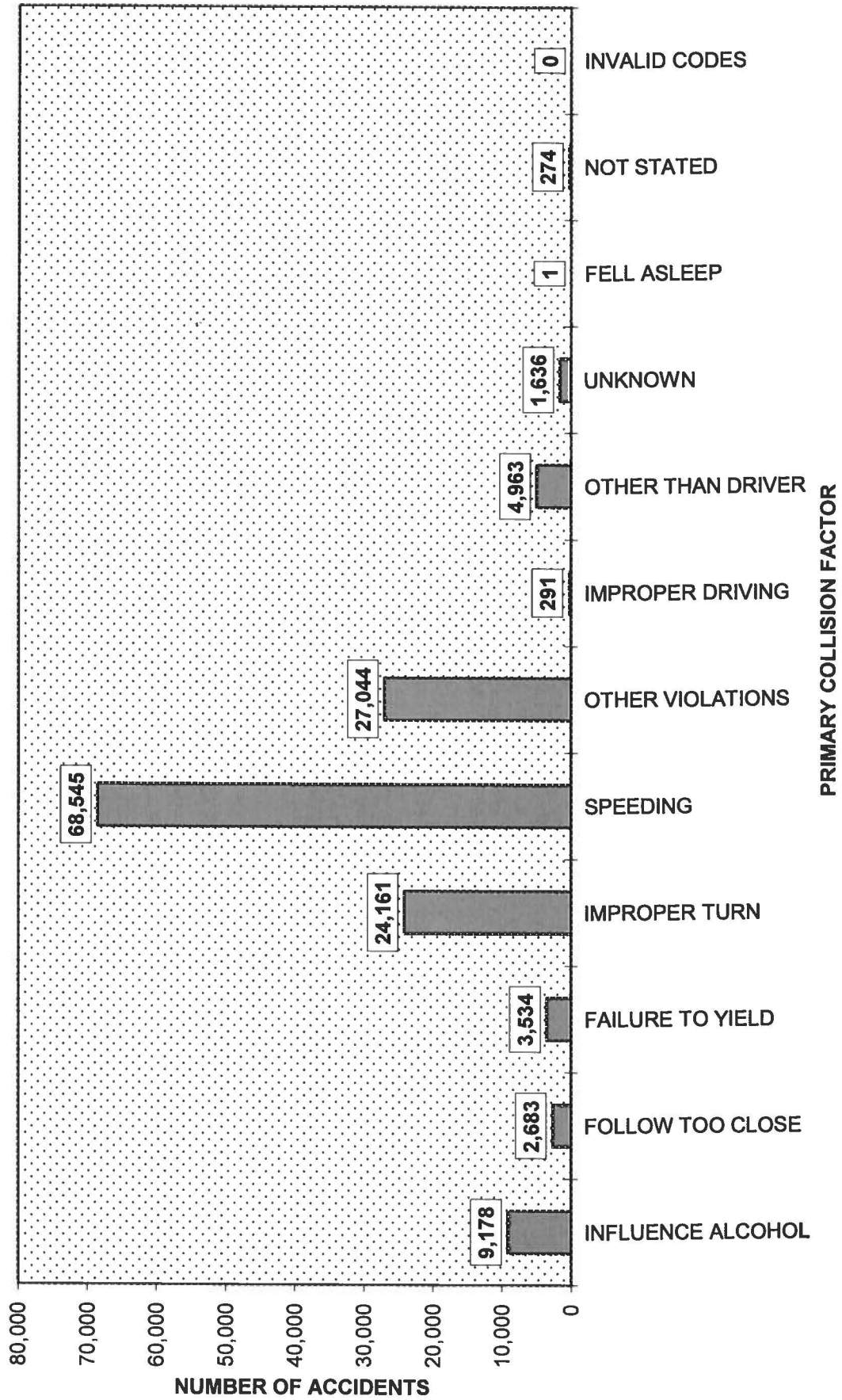
2011 ALL ACCIDENTS BY HOUR OF DAY



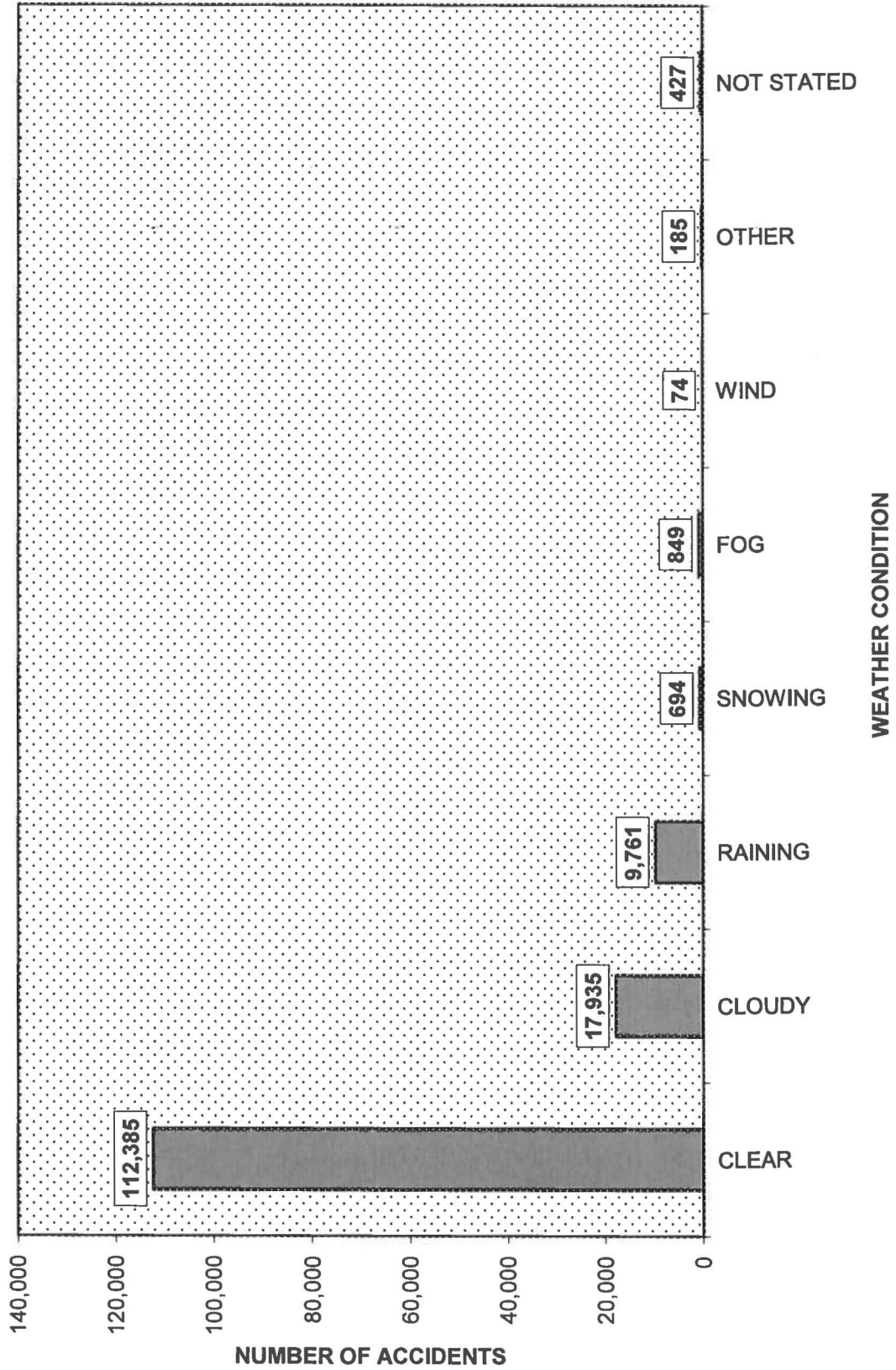
2011 ALL ACCIDENTS BY TYPE OF COLLISION



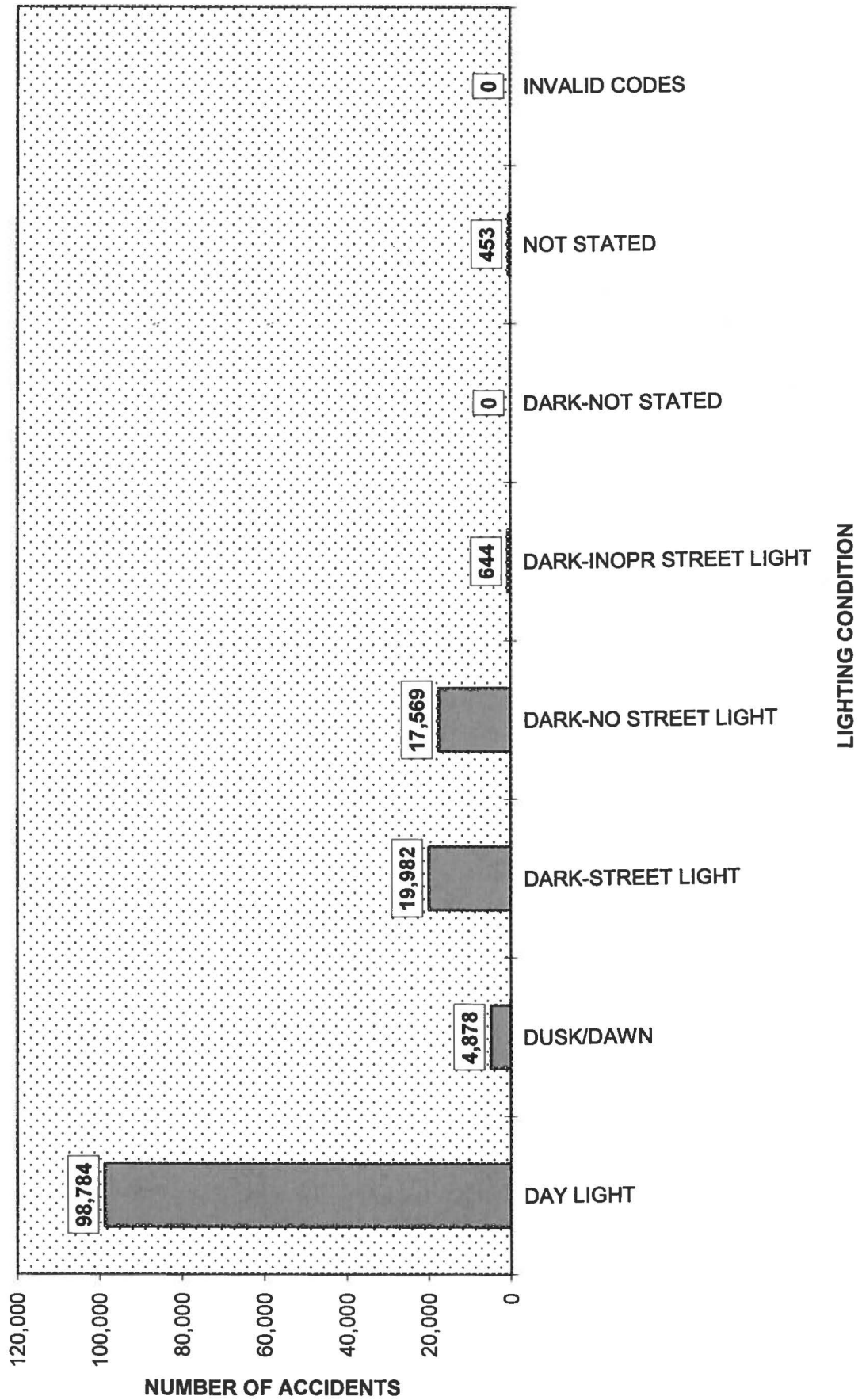
**2011 ALL ACCIDENTS BY PRIMARY COLLISION FACTOR**



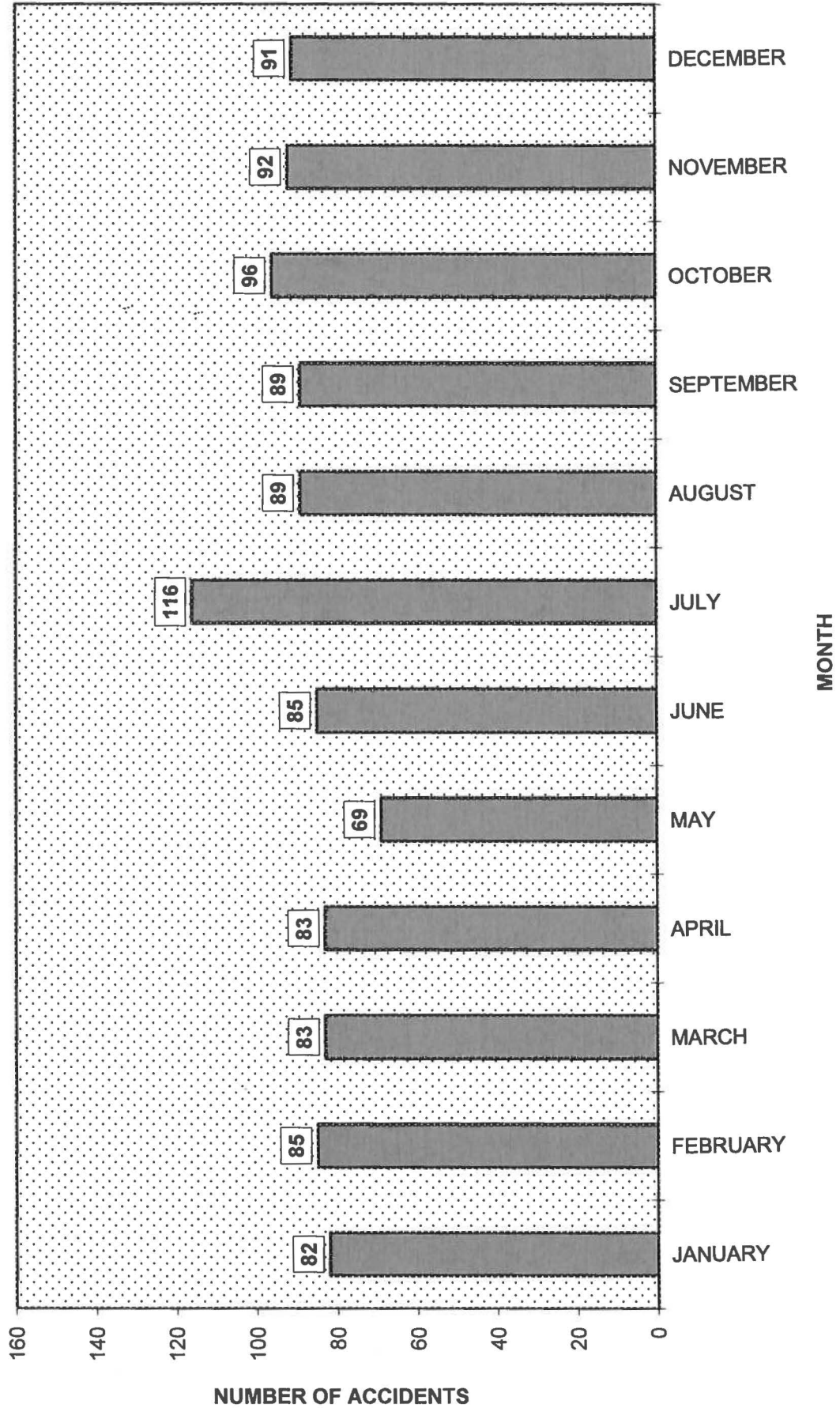
2011 ALL ACCIDENTS BY WEATHER



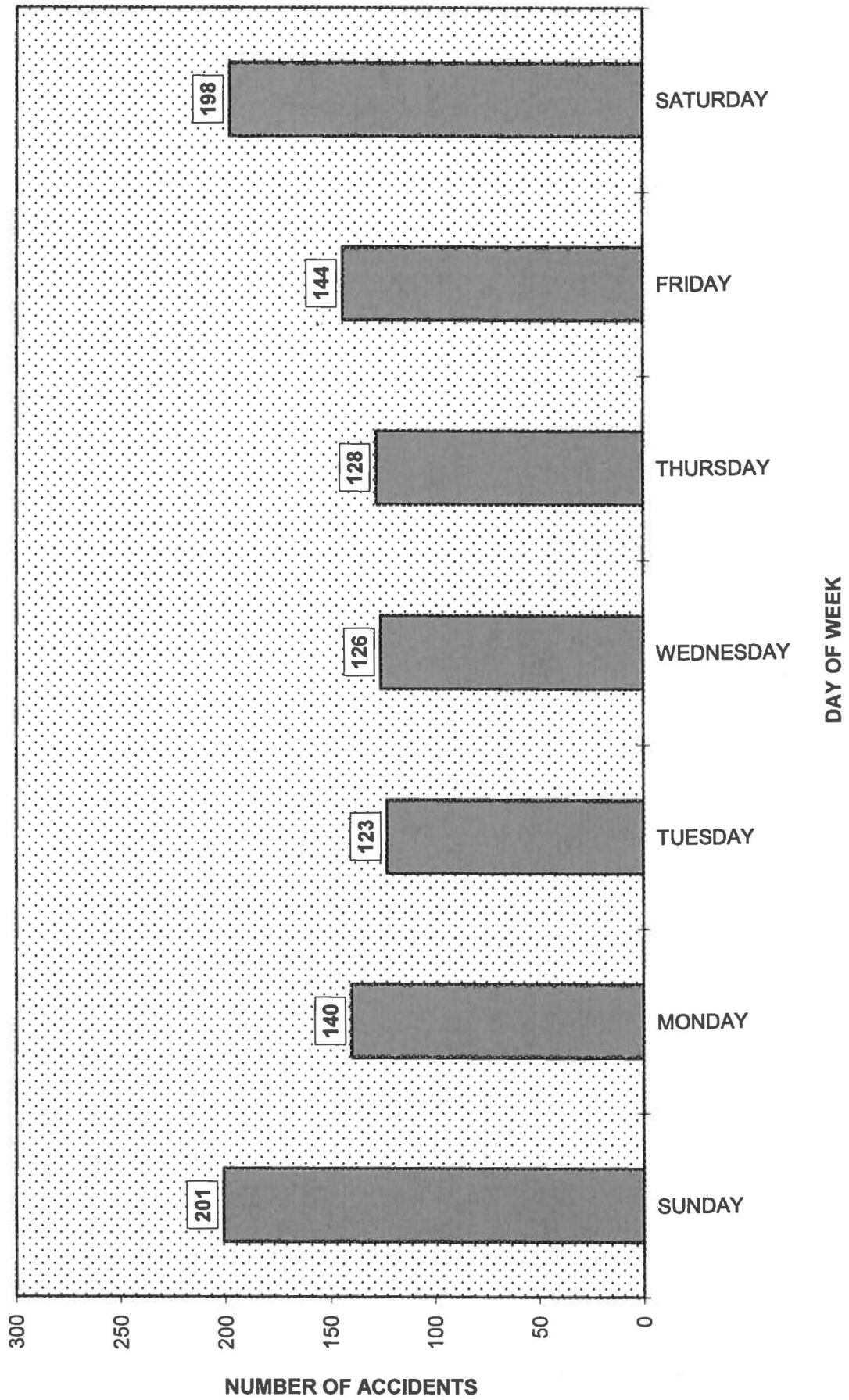
2011 ALL ACCIDENTS BY LIGHTING CONDITION



**2011 FATAL ACCIDENTS BY MONTH**

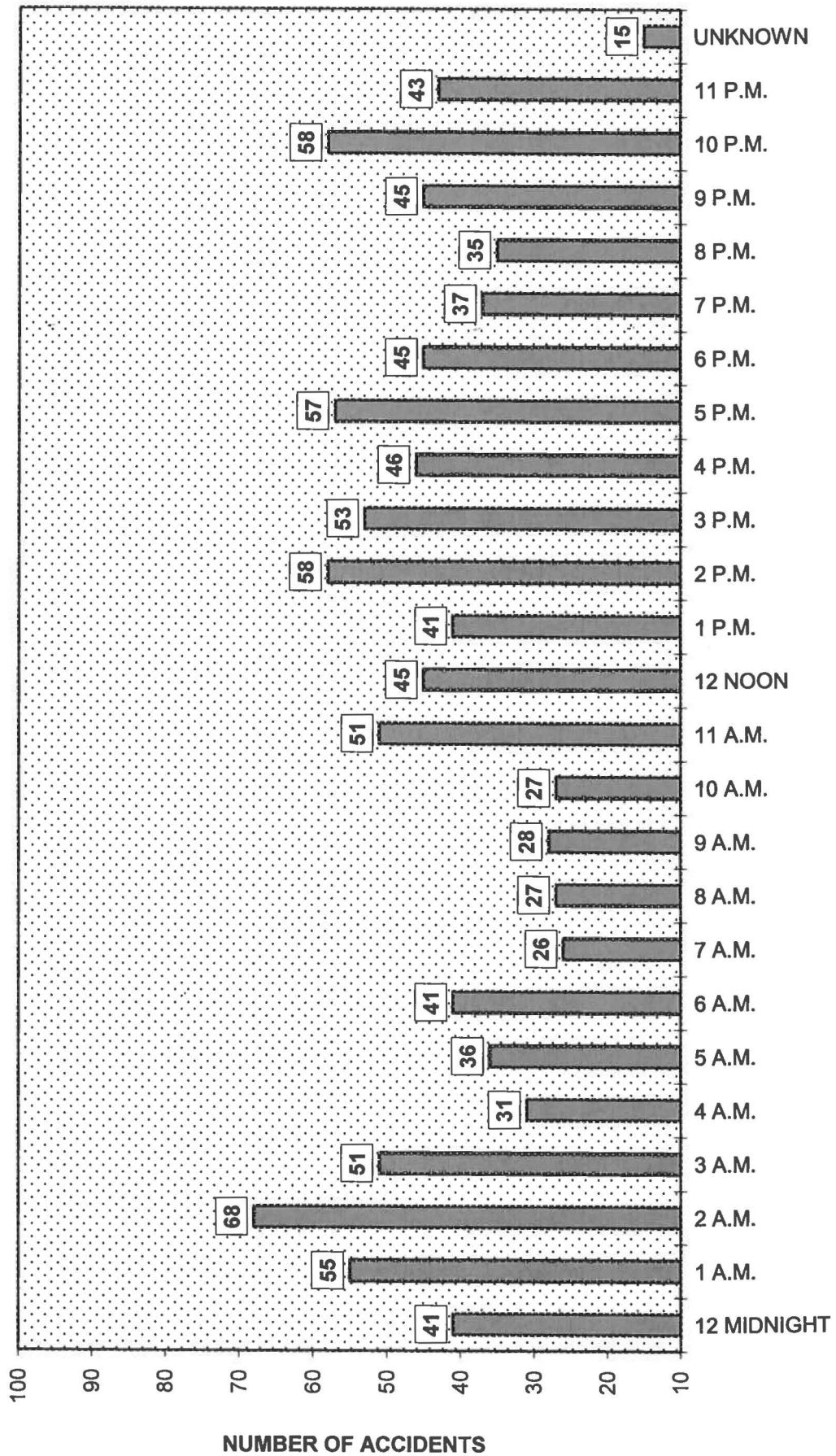


2011 FATAL ACCIDENTS BY DAY OF WEEK

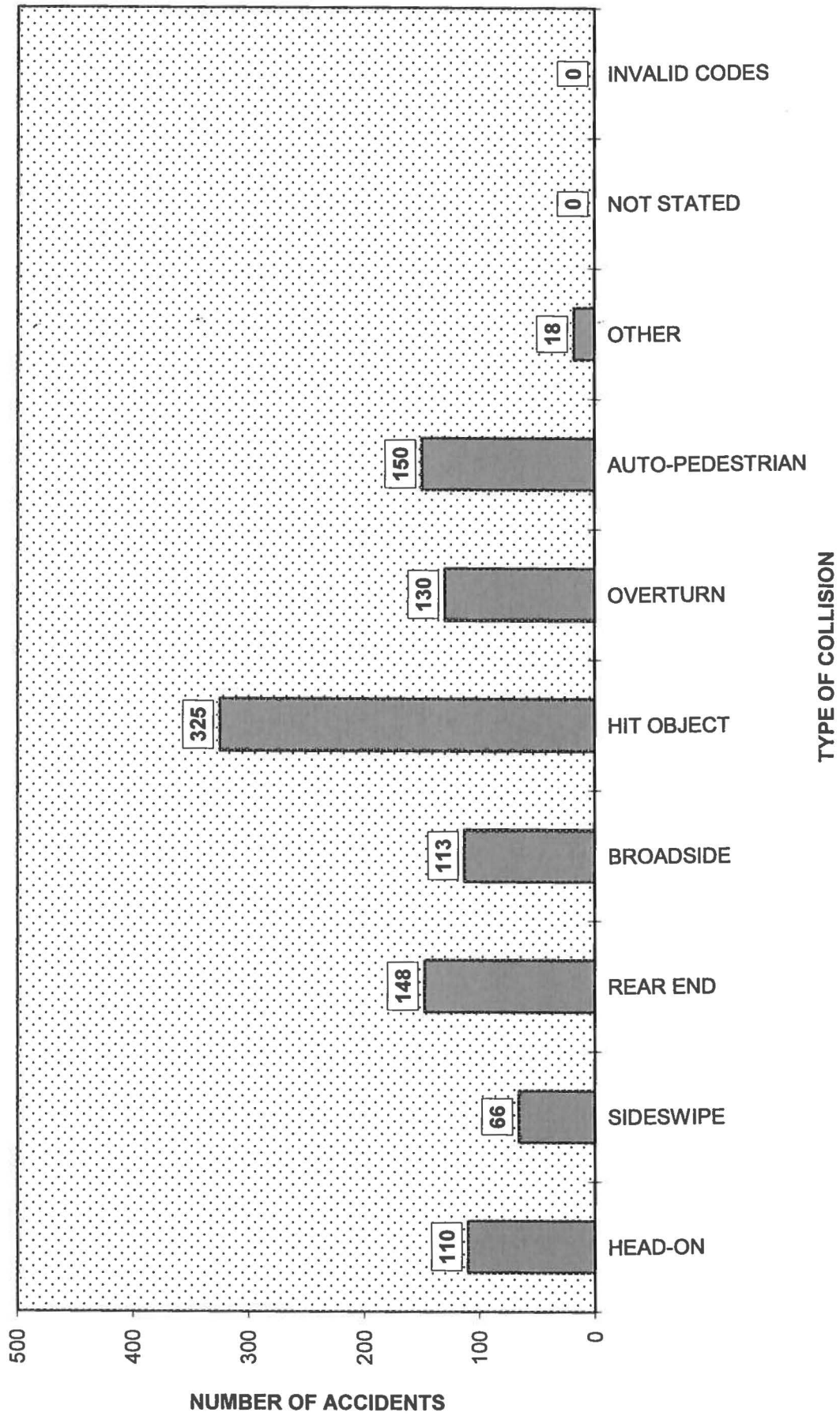




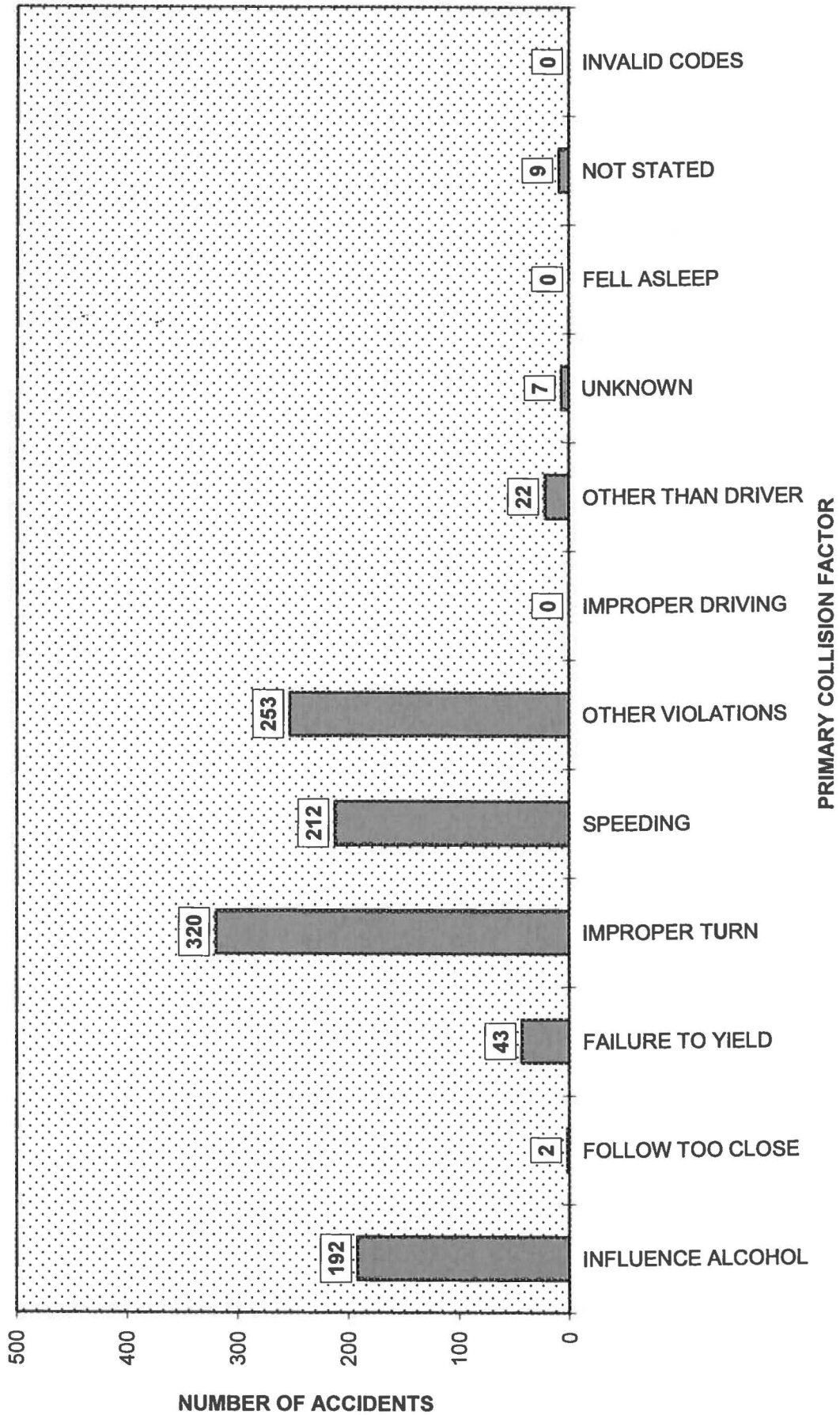
**2011 FATAL ACCIDENTS BY HOUR OF DAY**



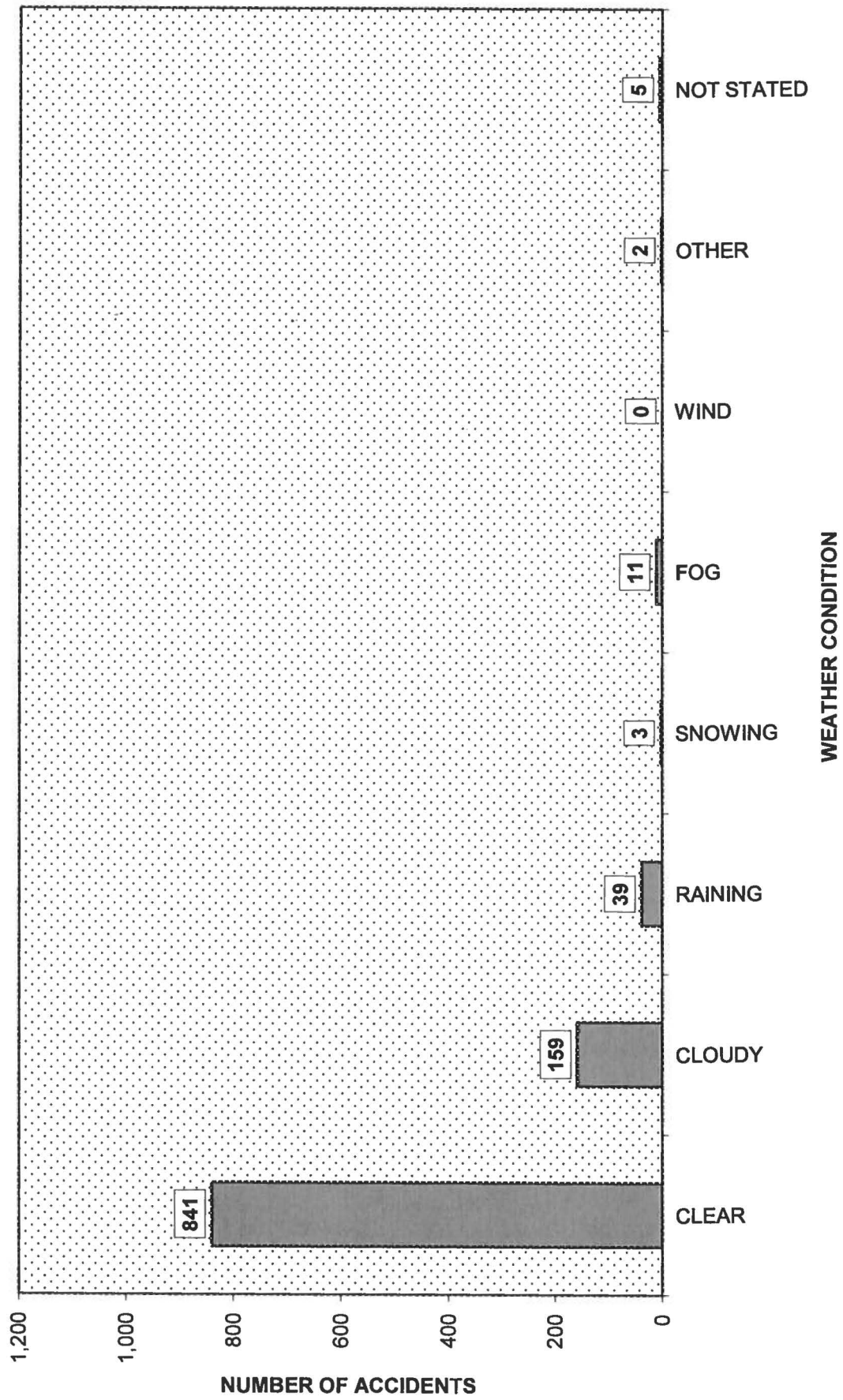
2011 FATAL ACCIDENTS BY TYPE OF COLLISION



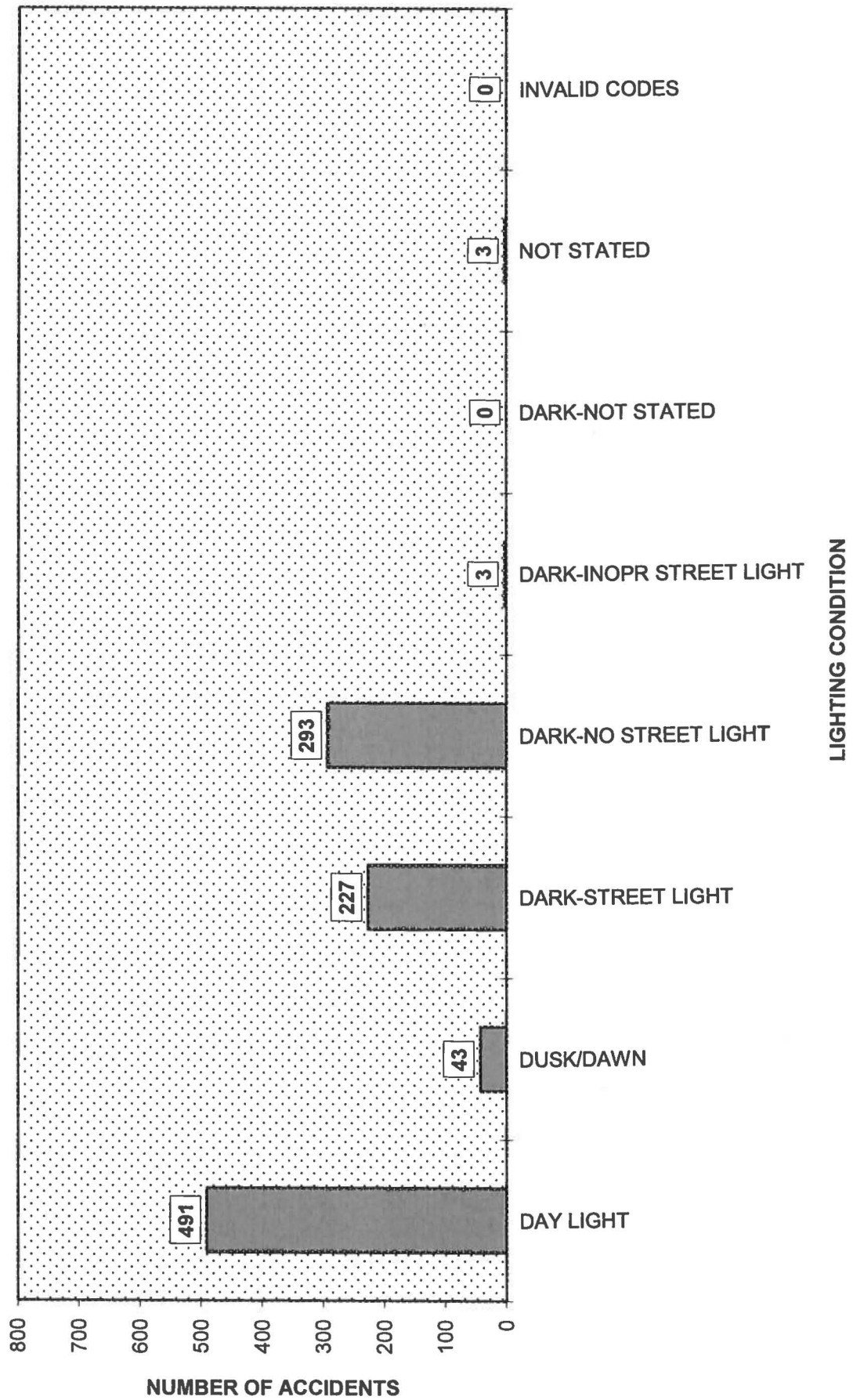
2011 FATAL ACCIDENTS BY PRIMARY COLLISION FACTOR



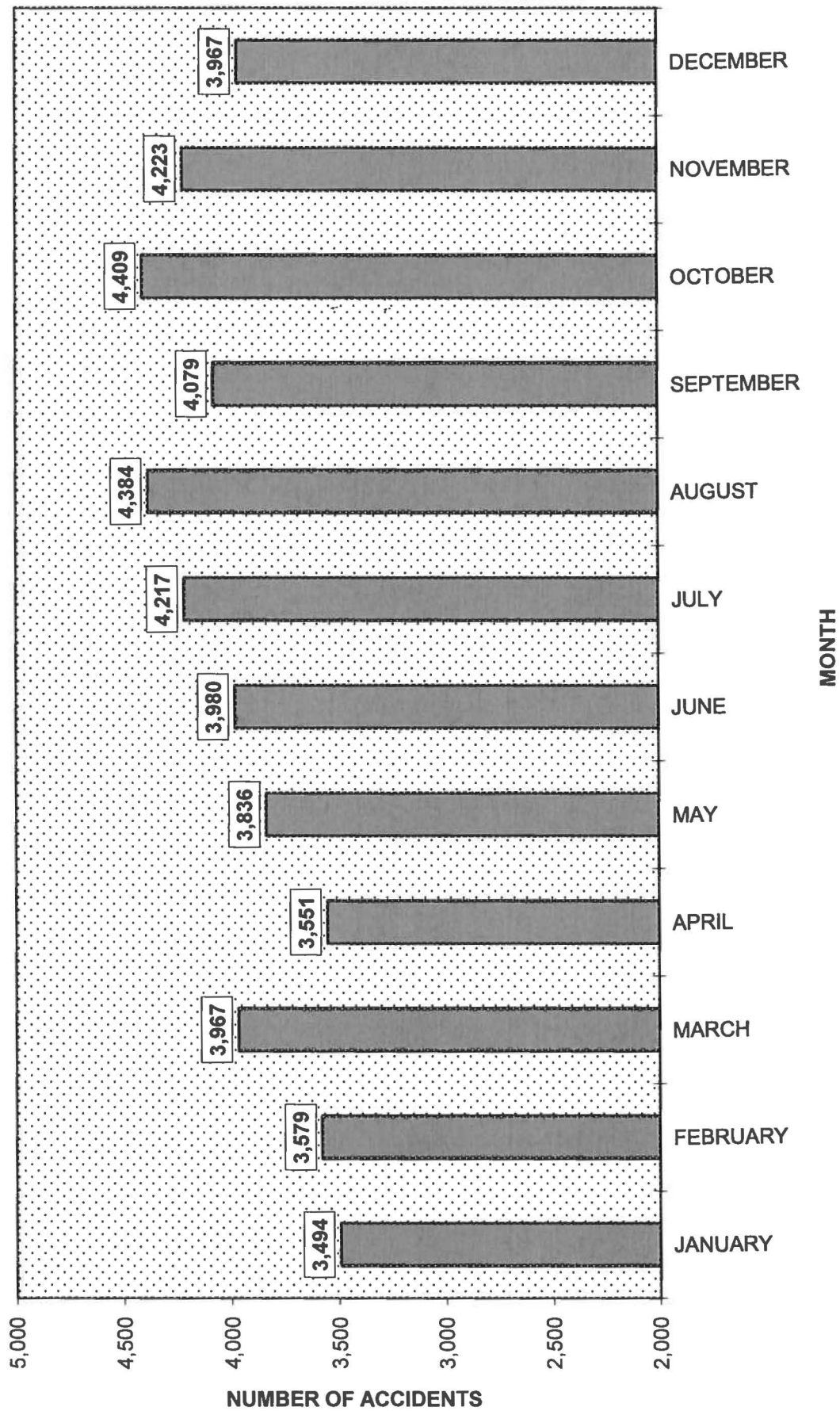
2011 FATAL ACCIDENTS BY WEATHER



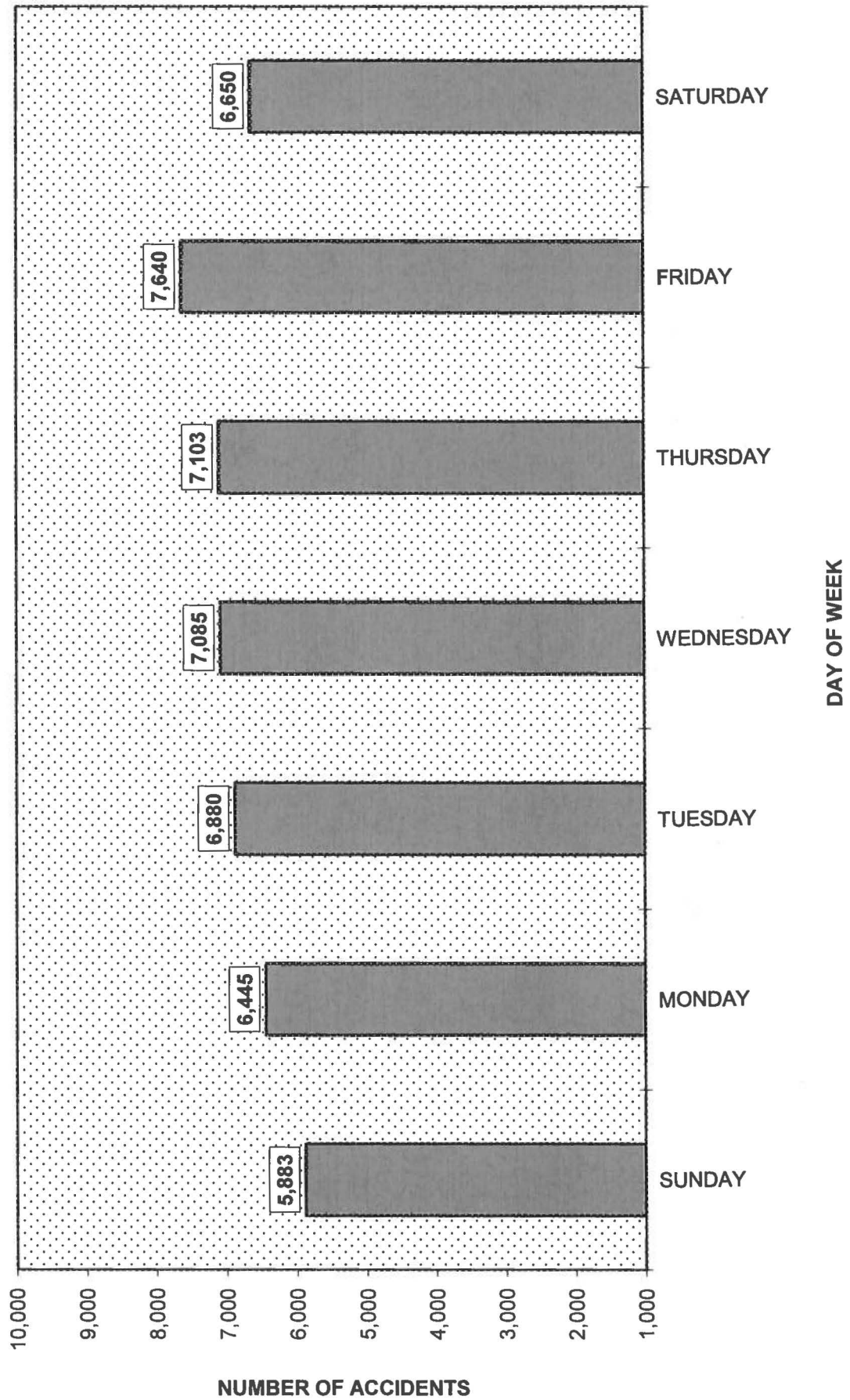
2011 FATAL ACCIDENTS BY LIGHTING CONDITION



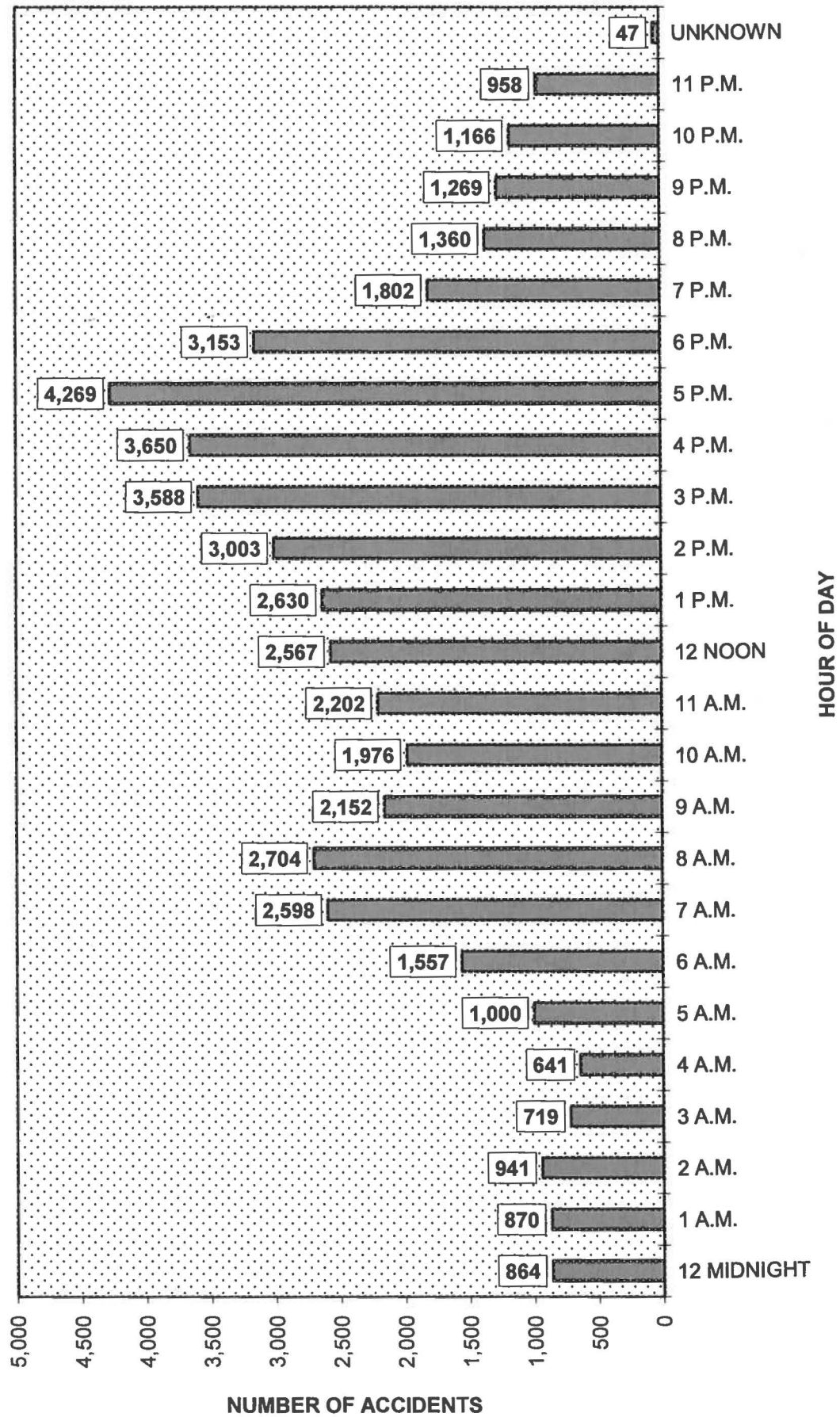
2011 INJURY ACCIDENTS BY MONTH



**2011 INJURY ACCIDENTS BY DAY OF WEEK**

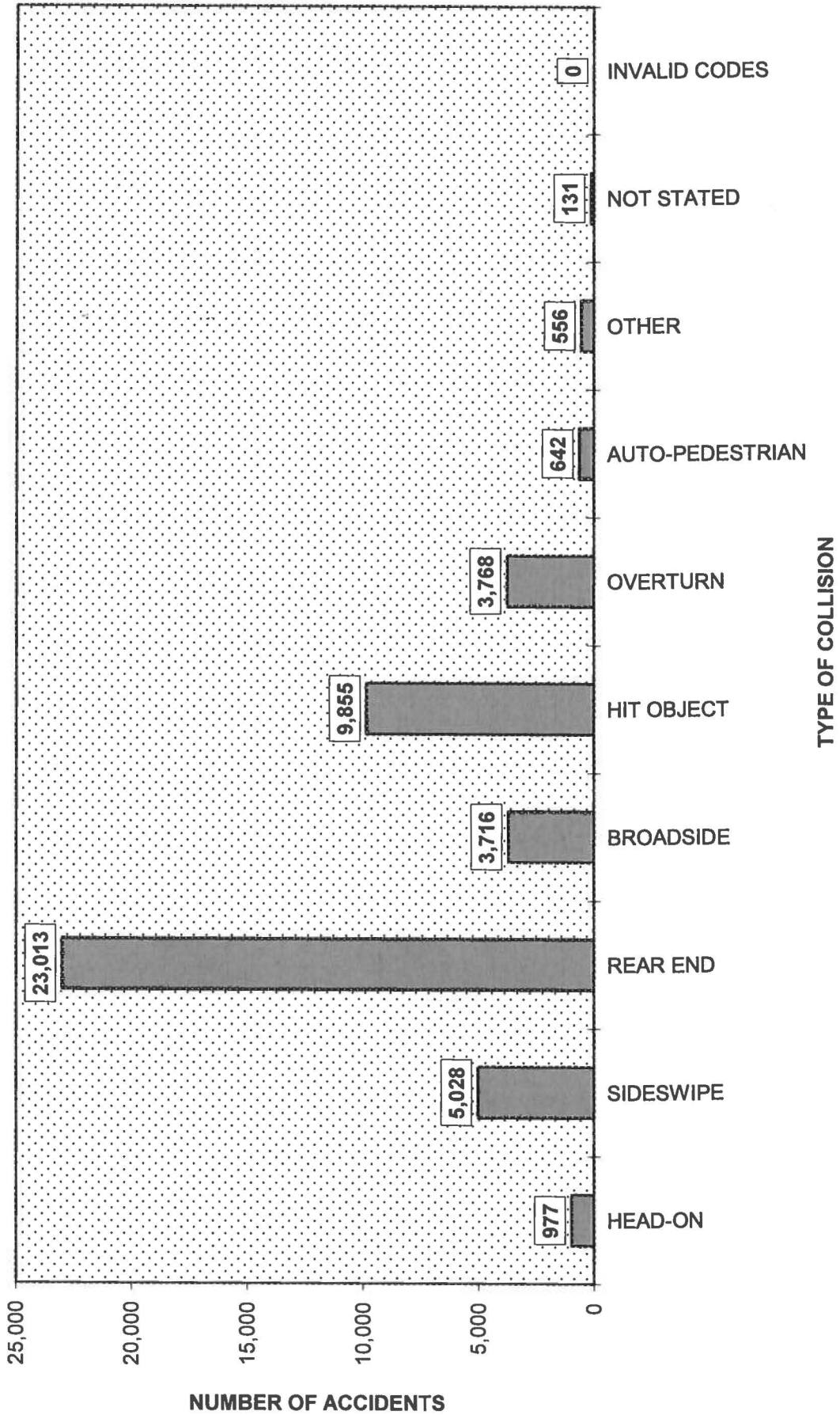


**2011 INJURY ACCIDENTS BY HOUR OF DAY**

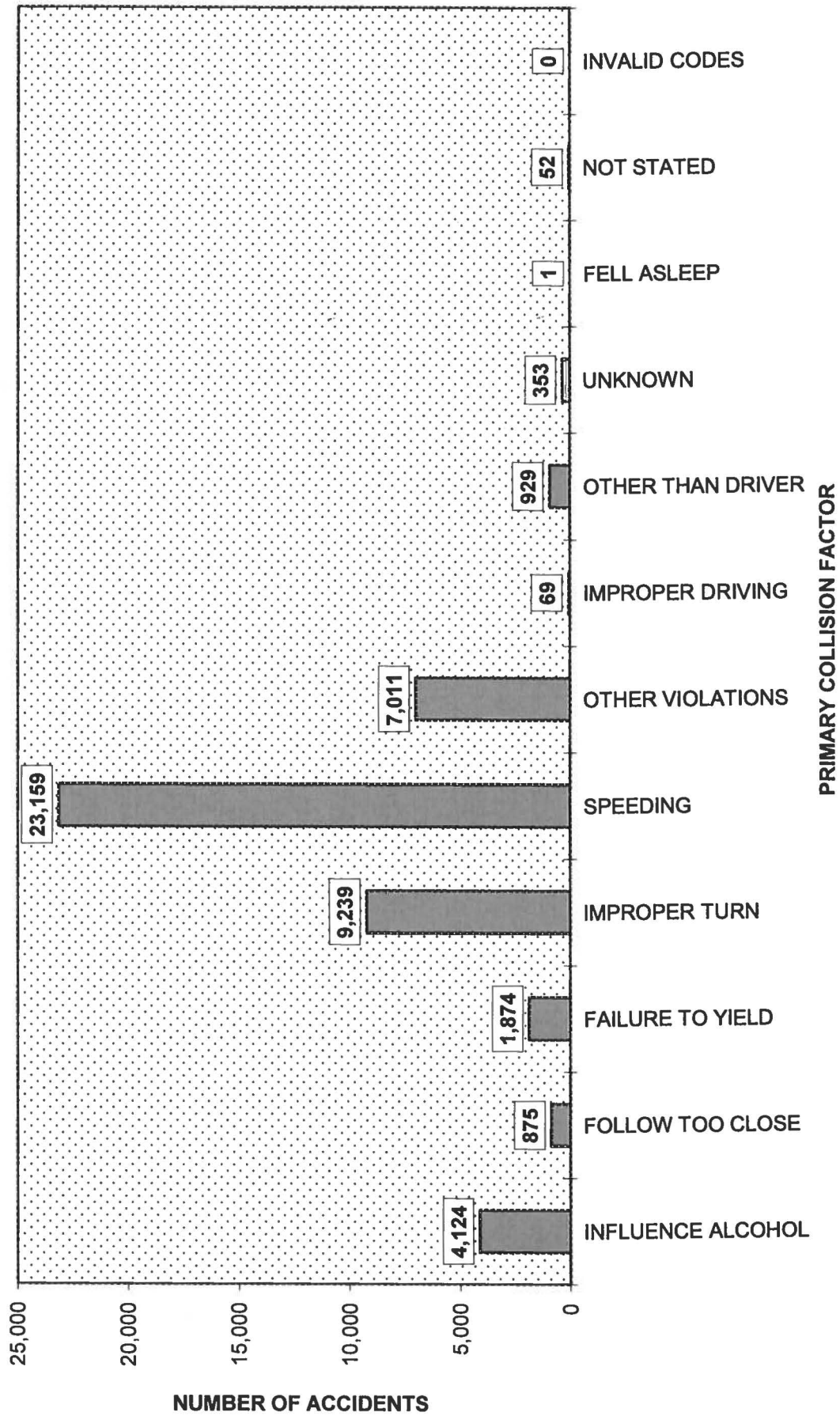




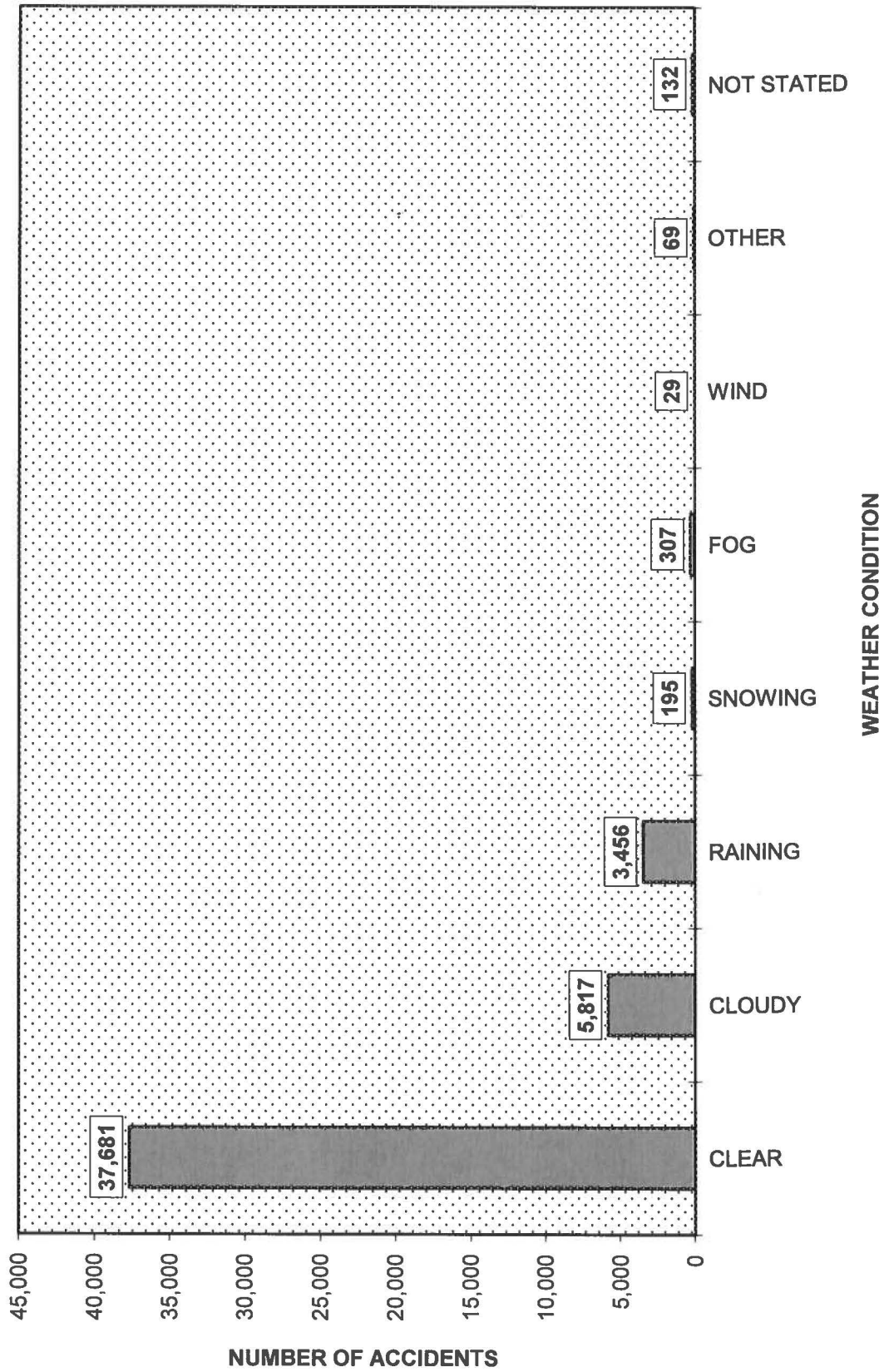
2011 INJURY ACCIDENTS BY TYPE OF COLLISION



**2011 INJURY ACCIDENTS BY PRIMARY COLLISION FACTOR**



# 2011 INJURY ACCIDENTS BY WEATHER



**2011 INJURY ACCIDENTS BY LIGHTING CONDITION**

